

**1st Half Yearly Monitoring Report of 2010-11 of
NABAKRUSHNA CHOUDHURY CENTRE FOR
DEVELOPMENT STUDIES, BHUBANESWAR,
ODISHA (Monitoring Institution)**

On

Mid-Day Meal Scheme for the State of ODISHA

(for the period of 1st October 2010 to 31st March 2011)

DISTRICTS COVERED

- | | |
|-------------------------|--------------------|
| 1. PURI | 4. NAYAGARH |
| 2. KHORDHA | 5. CUTTACK |
| 3. JAGATSINGHPUR | |

Study sponsored by

**Department of Elementary Education and Literacy,
Ministry of Human Resource Development Government of
India**

Report prepared by

Dr. Prasanta Kumar Acharya

Nodal Officer for Monitoring MDM Scheme, Odisha



May- 2011

ACKNOWLEDGEMENT

This report has been prepared for the State of Odisha revealing the progress of the Mid-Day Meal (MDM) programme during 2010-11. The facts depicting the operation of the MDM programme have been examined and analyzed especially pertaining to the progress made by the District Project Offices for MDM during the period from 7-1-11 to 17-3-11. The data used in this report have been gathered from the sample respondents like teachers, community leaders, students etc. from the sample schools of Puri, Khordha, Jagatsinghpur, Nayagarh and Cuttack.

This report could be completed because of the kind cooperation of the following persons and to all of them we acknowledge our gratitude.

1. The Director, Social Welfare (MDM), Women and child development.
2. The District Project Coordinator, MDM, Puri and all staffs of his office.
3. The District Project Coordinator, MDM, Khordha and all staffs of his office.
4. The District Project Coordinator, MDM, Jagatsinghpur and all staffs of his office.
5. The District Project Coordinator, MDM, Nayagarh and all staffs of his office.
6. The District Project Coordinator, MDM, Cuttack and all staffs of his office.

We express our thanks to all our sample respondents, who have extended their cooperation to us during monitoring work without any hesitation.

Our Chairman, Prof. R.K. Mishra with his vast experience in administration of MDM has constantly guided us during data analysis. We express our deep sense of gratitude to him for his regular inspiration and motivation to complete the work in time.

Our Director, Shri Anirudha Rout has continuously inspired us at every stage of this study. We are therefore extremely grateful to him.

We express our deep sense of gratitude to the Ministry of Human Resource Development MHRD for providing grant and guidelines to undertake the monitoring activities in Odisha State,

We express our thankfulness to Shri Tarun Gupta, Senior Consultant (Monitoring) SSA, Technical Support Group (TSG), EDCIL, New Delhi who has continuously guided the entire team to write the report as per the prescribed half yearly monitoring format.

Our thanks are also due to Dr. C.R.Das, Officer-in-charge of the Centre's Library for helping us during library work. We also express our sincere thanks to Shri S. Rath, Administrative Officer, Shri D. Sahoo, PA to Director and other official staff, namely Shri P. K. Mohanty, Shri P. K. Mishra, Shri S. Sahoo and Mrs. A. P. Panda for their kind cooperation in completing the work in time.

We are also thankful to Mrs. Rasmita Sahoo, the Computer Operator, for taking the pain and pleasure of typing the entire report in computer.

We hope that the findings of this report will be useful to various people concerned with funding, planning, implementation and research of the SSA, NPEGEL and MDM programmes.

Dr. P. K. Acharya

Contents

Sl. No.	Title	Page Number
1.	Acknowledgement	ii
2.	General Information	v
3.	Executive Summary of all the District Reports of MDM	vii
4.	Photos	xii
5.	List of Abbreviations	xiii
6.	Chapter -- 1 Report for District – 1 (Puri)	1
7.	Chapter – 2 Report for District – 2 (Khordha)	29
8.	Chapter – 3 Report for District – 3 (Jagatsinghpur)	57
9.	Chapter – 4 Report for District – 4 (Nayagarh)	86
10.	Chapter – 5 Report for District – 5 (Cuttack)	115
11.	Chapter – 6 Other Observations	143
12	Chapter – 7 Issues and Comments	163

1. General Information

Sl. No.	Information	Details
1.	Period of the report	1-10-10 to 31-3-11
2.	No. of Districts allotted	05
3.	Districts' name	Puri, Khordha, Jagtsinghpur, Nayagarh & Cuttack
4.	Month of visit to the Districts / Schools (Information is to be given district wise i.e. District 1, District 2, District 3 etc)	Dist. 1 (Puri):1-2-11 to 11-2-11 Dist. 2 (Khordha): 20-1-11 to 28-1-11 Dist. 3 (Jagtsinghpur):23-2-11 to 4-3-11 Dist. 4 (Nayagarh):7-1-11 to 13-1-11 Dist. 5 (Cuttack):8-3-11 to 17-3-11
5.	Total number of elementary schools (primary and upper primary to be counted separately) under SSA in the Districts Covered by MI (Information is to be given district wise i.e. District 1, District 2, District 3 etc.)	Dist. 1 (Puri): 2510 Dist. 2 (Khordha): 1975 Dist. 3 (Jagtsinghpur): 1830 Dist. 4 (Nayagarh): 1515 Dist. 5 (Cuttack): 2992
6.	Number of elementary schools monitored (primary and upper primary to be counted separately) Information is to be given for district wise i.e District 1, District 2, District 3 etc)	Dist. 1 (Puri):40 Dist. 2 (Khordha):40 Dist. 3 (Jagtsinghpur):40 Dist. 4 (Nayagarh):40 Dist. 5 (Cuttack):40
7.	Types of school visited	
a)	Special training centers (Residential)	Dist. 1 (Puri): Nil Dist. 2 (Khordha): Nil Dist. 3 (Jagtsinghpur): Nil Dist. 4 (Nayagarh): Nil Dist. 5 (Cuttack): Nil
b)	Special training centers (Non Residential)	Dist. 1 (Puri): 3 Dist. 2 (Khordha): 3 Dist. 3 (Jagtsinghpur): 3 Dist. 4 (Nayagarh): 3 Dist. 5 (Cuttack): Nil
c)	Schools in Urban Areas	Dist. 1 (Puri): 8 Dist. 2 (Khordha): 8 Dist. 3 (Jagtsinghpur): 8 Dist. 4 (Nayagarh): 8 Dist. 5 (Cuttack): 8
d)	School sanctioned with Civil Works	Dist. 1 (Puri): 2 Dist. 2 (Khordha): 2 Dist. 3 (Jagtsinghpur): 2 Dist. 4 (Nayagarh): 2 Dist. 5 (Cuttack): 2
e)	School from NPEGEL Blocks	Dist. 1 (Puri): 1 Dist. 2 (Khordha): 2 Dist. 3 (Jagtsinghpur): 1 Dist. 4 (Nayagarh): Nil Dist. 5 (Cuttack): 2
f)	Schools having CWSN	Dist. 1 (Puri): 3 Dist. 2 (Khordha): 3 Dist. 3 (Jagtsinghpur): 3 Dist. 4 (Nayagarh): 3

		Dist. 5 (Cuttack): 3
g)	School covered under CAL programme	Dist. 1 (Puri): 3 Dist. 2 (Khordha): 3 Dist. 3 (Jagtsinghpur): 3 Dist. 4 (Nayagarh): 3 Dist. 5 (Cuttack): 3
h)	KGBVs	Dist. 1 (Puri): Nil Dist. 2 (Khordha): Nil Dist. 3 (Jagtsinghpur): Nil Dist. 4 (Nayagarh): Nil Dist. 5 (Cuttack): Nil
8.	Number of schools visited by Nodal Officer of the Monitoring Institute	Dist. 1 (Puri): 13 Dist. 2 (Khordha): 14 Dist. 3 (Jagtsinghpur): 14 Dist. 4 (Nayagarh): 14 Dist. 5 (Cuttack): 15
9.	Whether the draft report has been shared with the SPO : YES / NO	Yes on 7-5-2011
10.	After submission of the draft report to the SPO whether the MI has received any comments from the SPO: YES / NO	No
11.	Before sending the reports to the GOI whether the MI has shared the report with SPO: YES / NO	Yes

12. Details regarding discussion held with State officials:

In the sharing meeting of the findings of draft report held on 7-5-2011, the discussion with the State officials was mainly related to different issues to be taken care of for achieving greater success in implementation of MDM interventions. The State officials had mentioned during the discussion that appropriate measures would be taken by the State to address the issues (for details, see the last chapter).

13. Selection Criteria for Schools: The Nodal Officer first visited each DPO and discussed with the DPO staff and then 40 sample schools were identified as per the selection criteria mentioned in the TOR.

14. Items attached with the report:

- a) List of Schools visited by MI.
- b) Copy of Office Order discussed in the report.
- c) District summary of the school reports.
- d) Any other relevant documents.

Executive Summary of all the District Reports of MDM

1. Puri District:

- ❖ Hot Cooked meal is served in all sample schools. During 1-7-10 to 31-12-10, only in 05 schools MDM service has been interrupted for a few days.
- ❖ Out of every hundred enrolled children only 60 children are taking MDM because 28 are not coming to school and 12 go home to take home-made food.
- ❖ Food-grains are received regularly by most of the schools but some have got 2 to 8 kg less supply of both rice and dal per 50 kg. bag.
- ❖ Most of the schools have received 01 month's extra food-grains but only half of the schools have received the food-grains at school point. Food-grain quality has been good in most cases.
- ❖ Cooking cost has never been received in advance. It takes even 1 to 2 years time in some schools to get it.
- ❖ Social equity is seen everywhere relating to cooking, serving and seat arrangement for MDM.
- ❖ Weekly menu is not at all displayed. The NGO, Akshaya Patra Foundation, provides variety of food items every day but SHG / VEC prepares same food (Bhata and Dalma) everyday. Eggs are distributed non-boiled, even all 6 eggs of a month once in many schools.
- ❖ Children are happy with both quality and quantity of food items.
- ❖ Healthcare and supplementary nutrient facilities are very rare.
- ❖ Cooks and Helpers, except those engaged by NGO, do not get remuneration regularly every month. In majority of schools, they belong to weaker sections.
- ❖ Pucca kitchen-cum-store has been constructed in some schools but are used either for cooking or for storing purpose only. The NGO utilizes own kitchen and store for there purposes. Some schools cook in open place / school verandah and store in classroom.
- ❖ All schools have potable drinking water facility. Most of the schools have adequate cooking utensils but none has storing utensils.
- ❖ In all schools, children wash hands and utensils before and after eating. They also partake meals in an orderly manner.
- ❖ Parents / VECs/ PRI supervise MDM occasionally but a roster for MDM supervision is not maintained.
- ❖ Community in many schools has expressed satisfaction over the quantity of MDM served and has felt that MDM contributes to raise child attendance and general health.
- ❖ Inspection visits of MDM officials is very rare.

2. Khordha District:

- ❖ Hot Cooked meal is served in all sample schools. During 1-7-10 to 31-12-10, only in 10 schools MDM service has been interrupted for a few days.
- ❖ Out of every hundred enrolled children only 64 children are taking MDM because 25 are not coming to school and 11 go home to take home-made food.
- ❖ Food-grains are received regularly by most of the schools but some have got 2 to 10 kg less rice supply and 1 to 8 kg. less supply of dal per 50 kg. bag.
- ❖ Many schools have received 01 month's extra food-grains but only sixty percent of the schools have received the food-grains at school point. Food-grain quality has been good in most cases.
- ❖ Cooking cost has never been received in advance. It takes 1 month to 2 years time to get it.
- ❖ Social equity is seen everywhere relating to cooking, serving and seat arrangement for MDM.
- ❖ Weekly menu is not at all displayed. Same food items (Bhata and Dalma) are served everyday. Eggs are distributed non-boiled, even all 6 eggs of a month once in many schools.
- ❖ Children are happy with both quality and quantity of food items.
- ❖ Healthcare and supplementary nutrient facilities are very rare.
- ❖ Cooks and Helpers do not get remuneration regularly every month. In majority of schools, they belong to weaker sections.
- ❖ Pucca kitchen-cum-store has been constructed in some schools but are used either for cooking or for storing purpose only. Some schools cook in open place / school verandah and store in classroom.
- ❖ All schools have potable drinking water facility. Most of the schools have adequate cooking utensils but none has storing utensils.
- ❖ In all schools, children wash hands and utensils before and after eating. They also partake meals in an orderly manner.
- ❖ Parents / VECs/ PRI supervise MDM occasionally but a roster for MDM supervision is not maintained.
- ❖ Community in many schools has expressed satisfaction over the quantity of MDM served and has felt that MDM contributes to raise child attendance and general health.
- ❖ Inspection visits of MDM officials is very rare.

3. Jagatsinghpur District:

- ❖ Hot Cooked meal is served in all sample schools. During 1-7-10 to 31-12-10, only in 08 schools MDM service has been interrupted for a few days.
- ❖ Out of every hundred enrolled children only 63 children are taking MDM because 27 are not coming to school and 10 go home to take home-made food.
- ❖ Food-grains are received regularly by majority of the schools but some have got 2 to 12 kg less supply of both rice or dal per 50 kg. bag.
- ❖ Most of the schools have received 01 month's extra food-grains but about half of the schools have received the food-grains at school point. Food-grain quality has been good in most cases.
- ❖ Cooking cost has never been received in advance. It takes even 3 months to 2 years time to get it.
- ❖ Social equity is seen everywhere relating to cooking, serving and seat arrangement for MDM.
- ❖ Weekly menu is not at all displayed. Same food items (Bhata and Dalma) are served everyday. Eggs are distributed non-boiled, even all 6 eggs of a month once in many schools.
- ❖ Children are happy with both quality and quantity of food items.
- ❖ Healthcare and supplementary nutrient facilities are very rare.
- ❖ Cooks and Helpers, do not get remuneration regularly every month. In majority of schools, they belong to weaker sections.
- ❖ Pucca kitchen-cum-store has been constructed in some schools but are used either for cooking or for storing purpose only. Some schools cook in open place / school verandah and store in classroom.
- ❖ All schools have potable drinking water facility. Most of the schools have adequate cooking utensils but none has storing utensils.
- ❖ In all schools, children wash hands and utensils before and after eating. They also partake meals in an orderly manner.
- ❖ Parents / VECs/ PRI supervise MDM occasionally but a roster for MDM supervision is not maintained.
- ❖ Community in many schools has expressed satisfaction over the quantity of MDM served and has felt that MDM contributes to raise child attendance and general health.
- ❖ Inspection visits of MDM officials is very rare.

4. Nayagarh District:

- ❖ Hot Cooked meal is served in all sample schools. During 1-7-10 to 31-12-10, only in 17 schools MDM service has been interrupted for a few days.
- ❖ Out of every hundred enrolled children only 61 children are taking MDM because 26 are not coming to school and 13 go home to take home-made food.
- ❖ Food-grains are received regularly by most of the schools but some have got 1 to 10 kg less supply of rice or dal per 50 kg. bag.
- ❖ Most of the schools have received 01 month's extra food-grains but only 40% of the schools have received the food-grains at school point. Food-grain quality has been good in most cases.
- ❖ Cooking cost has never been received in advance. It takes even 1 month to 18 months time to get it.
- ❖ Social equity is seen everywhere relating to cooking, serving and seat arrangement for MDM.
- ❖ Weekly menu is not at all displayed. Same food items (Bhata and Dalma) are served everyday. Eggs are distributed boiled / non-boiled, even all 6 eggs of a month once in some schools.
- ❖ Children are happy with both quality and quantity of food items.
- ❖ Healthcare and supplementary nutrient facilities are very rare.
- ❖ Cooks and Helpers do not get remuneration regularly every month. In a majority of schools, they belong to weaker sections.
- ❖ Pucca kitchen-cum-store has been constructed in some schools but are used either for cooking or for storing purpose only. Some schools cook in open place / school verandah and store in classroom.
- ❖ Almost all schools have potable drinking water facility. Majority of the schools have adequate cooking utensils but none has storing utensils.
- ❖ In all schools, children wash hands and utensils before and after eating. They also partake meals in an orderly manner.
- ❖ Parents / VECs/ PRI supervise MDM occasionally but a roster for MDM supervision is not maintained.
- ❖ Community in many schools has expressed satisfaction over the quantity of MDM served and has felt that MDM contributes to raise child attendance and general health.
- ❖ Inspection visits of MDM officials is very rare.

5. Cuttack District:

- ❖ Hot Cooked meal is served in all sample schools. During 1-7-10 to 31-12-10, in 22 schools MDM service has been interrupted for a few days.
- ❖ Out of every hundred enrolled children only 54 children are taking MDM because 29 are not coming to school and 17 go home to take home-made food.
- ❖ Food-grains are received regularly by most of the schools but some have got 1 to 8 kg less supply of both rice and dal per 50 kg. bag.
- ❖ Most of the schools have received 01 month's extra food-grains but about 60% of the schools have received the food-grains at school point. Food-grain quality has been good in most cases.
- ❖ Cooking cost has never been received in advance. It takes even 1 to 10 months time in some schools to get it.
- ❖ Social equity is seen everywhere relating to cooking, serving and seat arrangement for MDM.
- ❖ Weekly menu is not at all displayed. The NGO, Akshaya Patra Foundation, provides variety of food items every day but SHG / VEC prepares same food (Bhata and Dalma) everyday. Eggs are distributed non-boiled, even all 6 eggs of a month once in many schools.
- ❖ Children are happy with both quality and quantity of food items.
- ❖ Healthcare and supplementary nutrient facilities are very rare.
- ❖ Cooks and Helpers, except those engaged by NGO, do not get remuneration regularly every month. In majority of schools, they belong to weaker sections.
- ❖ Pucca kitchen-cum-store has been constructed in some schools but are used either for cooking or for storing purpose only. Some schools cook in open place / school verandah and store in classroom.
- ❖ All schools have potable drinking water facility. Most of the schools have adequate cooking utensils but none has storing utensils.
- ❖ In almost all schools, children wash hands and utensils before and after eating. They also partake meals in an orderly manner.
- ❖ Parents / VECs/ PRI supervise MDM occasionally but a roster for MDM supervision is not maintained.
- ❖ Community in many schools has expressed satisfaction over the quantity of MDM served and has felt that MDM contributes to raise child attendance and general health.
- ❖ Inspection visits of MDM officials is very rare.

Photos



MDM cooking in open place in Harihara Vidyapitha, Bhubaneswar Municipalipity



Kithen constructed under MDM scheme in Madhuban UGUPS, Puri District



Children consuming boiled egg with MDM at Mandasahi UPS, Jagatsinghpur Dist.



MDM tasted by Nodal officer at Narasinghprasad PUPS, Nayagarh Dist.



MDM distribution by helper in Katyayani NUPS, by A.P. Foundation at Puri Dist.



Distribution of bread under MDM scheme in Tulasipur UPS, Cuttack Dist.



Children washing hand and utensils using soap and water in Mandasahi UPS, Jagatsinghpur District.



Social equity seen among children during MDM in consumption in Alaidiha Nodal UPS, Khordha

LIST OF ABBREVIATIONS

1	AIE	=	Alternative and Innovative Education
2	BLS	=	Building less School
3	BRC	=	Block Resource Centre
4	BRCC	=	Block Resource Centre Coordinator
5	CRC	=	Cluster Resource Centre
6	CRCC	=	Cluster Resource Centre Coordinator
7	DI	=	District Inspector
8	DIET	=	District Institute for Educational Training
9	DISE	=	District Information System for Education
10	DLS	=	Dilapidated School
11	DPC	=	District Project Office
12	DPO	=	District Project Office
13	DRG	=	District Resource Group
14	ECCE	=	Early Childhood Care and Education
15	EGS	=	Education Guarantee Scheme
16	MCS	=	Model Cluster School
17	MI	=	Monitoring Institution
18	NCDS	=	Nabakrushna Choudhury Centre for Development Studies
19	NPS	=	New Primary School
20	NUEPA	=	National University of Educational Planning and Administration
21	NUPS	=	New Upper Primary School
22	PAB	=	Project Approval Board
23	PMIASE	=	P.M Institute of Advanced Study in Education
24	RD	=	Rural Development
25	RP	=	Resource Person
26	SCERT	=	State Council for Educational Research and Training
27	SSA	=	Sarva Shiksha Abhiyan
28	SSS	=	Swechhasevi Shiksha Sahayak
29	TC	=	Technical Consultant
30	TLE	=	Teaching Learning Equipment
31	TLM	=	Teaching Learning Materials
32	UC	=	Utilization Certificate
33	VEC	=	Village Education Committee

PURI DISTRICT

Introduction:

Puri District is located in the coastal region of ODISHA State. It has 2510 number of schools covered under SSA. The District office concerned with MDM scheme is located at Puri town. In order to implement MDM activities, District as well as Block level officials have been engaged. Besides, the teachers, VEC members and PRI members are also allowed to supervise the MDM scheme at school level. As per the MDM guidelines, food grains (rice, and dal), condiments and oil are provided to the SHG, VEC, NGO who prepares and provides MDM purchasing vegetables and fuel. The cost of vegetables and fuel are paid subsequently. Eggs and mealmakers are also provided by suppliers to schools as per the MDM guidelines circulated by the District authorities.

Procedure and criteria adopted for selection of sample schools:

As per the MoU and ToR, 40 schools have been identified in discussion with the DPO staffs of Sarva Shiksha Abhiyan of the District on 15-1-2011 for monitoring of MDM activities at school level. The guidelines mentioned in the ToR have been followed for school selection. The 40 schools include 8 urban schools and 32 rural schools. The school wise details of criteria basing upon which the sample schools have been identified have been reflected in the DPO's letter no. **115 dtd. 15-02-2011** placed at page 27. Out of the 40 sample schools, 15 are primary schools (PS) and the rest upper primary schools (UPS). Each of the 40 sample schools has been visited by 01 of the members of the monitoring team who has spent 01 full day at the school to collect the MDM related data as per the format prescribed by the MHRD, GoI. The Nodal Officer has also visited one-third of the 40 sample schools as per the ToR. The data have been obtained by interacting with children, teachers, cook, helper, SHG/VEC/NGO providing MDM at school point and by observing the process of MDM preparation, storage and distribution. The data then have been cross-checked, cleaned and tabulated for analysis in respect of different aspects of the MDM scheme.

Mid-Day Meal Scheme:

(i)	Name of the Monitoring Institution	NCDS
(ii)	Period of the report	1-10-2010 to 31-3-2011
(iii)	Name of the District	PURI
(iv)	Date of visit to the Districts/EGS/Schools	1-2-2011 to 11-2-11

1.	<p><u>REGULARITY IN SERVING MEAL:</u> Whether the school is serving hot cooked meal daily? If there was interruption, what was the extent and reasons for the same?</p>	<p>Students, Teachers & Parents</p>																		
	<p>The MI has visited 40 schools and has found that hot cooked meal is served in every school. In 05 of these schools during 1-7-2010 to 31-12-2010, provision of MDM has been stopped for some days (for school wise details, see Table 1.1 at page 10). The reason for interruption of MDM provision are: (1) lack of stock, (2) rain fall, (3) absence of cook (4) illness of cook, etc. (For school wise details, see Table 1.1). In 19 schools, MDM provided by the NGO, Akshyaya Patra Foundation, Puri, MDM register showing MDM distribution during 1-7-2010 to 31-12-2010 was not available with the NGO. Hence days of interruption could not be checked in these schools.</p>																			
2.	<p><u>TRENDS:</u> Extent of variation (As per school records vis-à-vis Actuals on the day of visit)</p> <table border="1"> <thead> <tr> <th>No.</th> <th>Details</th> <th>On the day of visit</th> </tr> </thead> <tbody> <tr> <td>i.</td> <td>Enrollment</td> <td>8617</td> </tr> <tr> <td>ii.</td> <td>No. of children opted for MDM</td> <td>8567</td> </tr> <tr> <td>iii.</td> <td>No. of children attending the school on the day of visit</td> <td>6118</td> </tr> <tr> <td>iv.</td> <td>No. of children availing MDM as per MDM Register</td> <td></td> </tr> <tr> <td>v.</td> <td>No. of children actually availing MDM on the day of visit</td> <td>5133</td> </tr> </tbody> </table>	No.	Details	On the day of visit	i.	Enrollment	8617	ii.	No. of children opted for MDM	8567	iii.	No. of children attending the school on the day of visit	6118	iv.	No. of children availing MDM as per MDM Register		v.	No. of children actually availing MDM on the day of visit	5133	<p>School level registers, MDM Registers Head Teachers, Schools level MDM functionaries / Observation of the monitoring team.</p>
	No.	Details	On the day of visit																	
i.	Enrollment	8617																		
ii.	No. of children opted for MDM	8567																		
iii.	No. of children attending the school on the day of visit	6118																		
iv.	No. of children availing MDM as per MDM Register																			
v.	No. of children actually availing MDM on the day of visit	5133																		
<p>Many children do not get MDM because they do not come to schools. In urban areas, some children who have come to schools also do not take MDM. They go to home to take home made food. In the 40 sample schools, 8617 children have been enrolled but 8567 have opted for MDM. On the day of MI's visit 6118 children (71.4%) have attended the school but 5133 (59.9%) children have taken MDM (For school wise details, see Table 2.1 at page 11).</p>																				

3.	<u>REGULARITY IN DELIVERING FOOD GRAINS TO SCHOOL LEVEL:</u>	School level registers, MDM Registers, Head Teacher, School level MDM functionaries.
	(i) Is school receiving food grain regularly? If there is delay in delivering food grains, what is the extent of delay and reasons for the same?	
	Out of the 40 sample schools, 38 schools have received the food grains regularly during in 2010-11. In 02 schools food grains have been received in 02 to 05 months delay (For school wise details, see Table 3.1 at page 12). The reason for delay could not be said by the Head Teacher	
	(ii) Is buffer stock of one-month's requirement is maintained?	School level registers, MDM Registers, Head Teacher, School level MDM functionaries
	There is a buffer stock of one month's requirement of food grains in 34 out of the 40 sample schools (For school wise details see, Table 3.1).	
	(iii) Is the quantity of food grains supplied as per the marked / indicated weight ?	
In 14 out of 40 schools, food grains have been supplied less than the marked weight of the bag (i.e. 50kg). Rice has been received less up to 3 to 8 kg. per 50 kg. bag and dal has been received less up to 2 to 8 kg. per 50 kg. bag.		
(iv) Is the food grains delivered at the school?	School level registers, MDM Registers, Head Teacher, School level MDM functionaries	
Food grains are delivered at schools in 20 out of 40 sample schools. In 04 schools, the grains are delivered at SHG's house (For school wise details, see Table 3.1). In 16 schools, the grains are delivered at NGO's house.		
(v) Is the quality of food grain good?		
In 38 out of 40 sample schools, both rice and dal received have been of good quality. Sometimes, stones and worms have been found in rice in 01 school and worm in dal in 02 schools (For school wise details, see Table 3.2 at page 13).		
4.	<u>REGULARITY IN DELIVERING COOKING COST TO SCHOOL LEVEL:</u>	School level registers, MDM Registers, Head Teacher, School level MDM functionaries.
	(i) Is school receiving cooking cost in advance regularly? If there is delay in delivering cooking costm what is the extent of delay and reasons for it?	
None of the 40 sample schools has received the cooking cost in advance. The extent of delay of receiving cooking cost has ranged from 1 month to 2 years. The main reason of such delay has been long time taken by the Block Office for processing the bills submitted to get cooking expenditure by the SHGs / VECs (See Table 4.1 at page 14).		

	(ii) In case of delay, how schools manage to ensure that there is no disruption in the feeding programme?	School level registers, MDM Registers, Head Teacher, School level MDM functionaries.
	In case of delay, the SHGs have utilized their own fund; the HMs have utilized their own fund; the NGO's has utilized its own fund; and the VEC members have utilized their own VEC fund (For school wise details, see Table 4.1 at page 14).	
	(iii) Is cooking cost paid by Cash or through banking channel?	School level registers, MDM Registers, Head Teacher, School level MDM functionaries.
	The cooking cost has been received either through bank or in cash or by cheque (for school wise details, see Table 4.1).	
5.	<u>SOCIAL EQUITY:</u> Did you observe any gender or caste or community discrimination in cooking or serving or seating arrangements?	Observations
	In none of the sample 40 schools, the MI has noticed any discrimination in cooking, serving and sitting arrangement for MDM basing upon gender, caste or community (For school wise details, see Table 5.1 at page 15).	
6.	<u>VARIETY OF MENU:</u> (i) Has the school displayed its weekly menu, and is it able to adhere to the menu displayed?	Observations and discussion with children teachers, parents, VEC members, Gram Panchayat members and cooks.
	None of the 40 sample schools has displayed their weekly menu but for 16 schools, the NGO has prepared a weekly menu showing provision of different food items in different days. For these schools the MDM is prepared as per the weekly menu (for school wise details, see Table 6.1 at page 16)	
	(ii) Is there variety in the food served or is the same food served daily?	Observations and discussion with children teachers, parents, VEC members, Gram Panchayat members and cooks.
	In 24 out of the 40 sample schools same food items (Bhata and Dalma) are provided to children daily. The food items are decided by the SHG where SHG provides MDM and in other case, HM decides (for school wise details see, Table 6.1). In 16 schools, where NGO provides the MDM, different varieties of food items are served in different days. The menu for these schools have been decided by the NGO.	
	(iii) Does the daily menu include rice / wheat preparation, dal and vegetables?	Observations and discussion with children teachers, parents, VEC members, Gram Panchayat members and cooks.

	In all 40 sample schools, the daily menu includes rice and dal. Vegetables are also part of daily menu in all schools (For school wise details, see Table 6.1).	
7.	<u>QUALITY & QUANTITY OF MEAL:</u> Feedback from children on	Observations of Investigation during MDM service
	a) Quality of meal:	
	In 39 out of 40 sample schools, children have appreciated the quality of both rice and dal (For school wise details, see Table 7.1 at page 17).	
	b) Quantity of meal:	Observations of Investigation during MDM service
	In all 40 sample schools, children have appreciated both the quantity of rice and dal served to them (For school wise details, see Table 7.1)	
c) {If children were not happy Please give reasons and suggestions to improve.}	Observations of Investigation during MDM service	
The children of Rebana Nuagaon NUPS have expressed unhappiness over the quality of rice and dal mainly because the grains sometimes contain worms (For school wise details, see Table 7.1).		
8.	<u>SUPPLEMENTARY:</u> (i) Is there school Health Card maintained for each child?	Teachers, Students, School Record
	In none of the 40 sample schools, health card has been maintained for the children (For school wise details, see Table 8.1 at page18).	
	(ii) No. of times health check up of children done since 1-7-2010.	
	Health check up of children has been done in 04 schools since 1-7-010 and it has been done 1 to 6 times in different schools (for school wise details, see Table 8.1).	
	(iii) Whether children are given micronutrients (Iron, folic acid, vitamin – A dosage) and de-worming medicine periodically?	Teachers, Students, School Record
	In only 02 out of the 40 sample schools, iron tablets, Vitamin A tablets and de-worming tablets have been given periodically (for school wise details, see Table 8.1 at page 18). In 01 school, these medicines have been given only once since 1-7-10.	
	(iv) Who administers these medicines and at what frequency?	Teachers, Students, School Record
	The medicines have been provided by the State Government.	
(v) No. of times these medicines have been given since 1-7-2010.		
The medicines have been given 6 times in 01 school and 03 times in 01 school and 01 time in 01 school (See Table 8.1).		

9.	<u>STATUS OF COOKS:</u>		Observations and discussion with children teachers, parents, VEC members, Gram Panchayat members and cooks.
	(i) Who cooks and serves the meal? (Cook/helper appointed by the Department or Self Help Group, or NGO or Contractor)		
	Out of the 40 sample schools, Cook and Helper have been engaged by SHG in 01 school by NGO in 16 schools and in the rest of the schools by VEC / Department (For school wise details, see Table 9.1 at page 19).		
	(ii) Is the number of Cooks and Helpers engaged as per Govt. of India norms?		Observations and discussion with children teachers, parents, VEC members, Gram Panchayat members and cooks.
	(iii) What is remuneration paid to cooks/helpers?		Observations and discussion with children teachers, parents, VEC members, Gram Panchayat members and cooks.
	The Cook is paid Rs.600/- per month and the Helper is paid Rs.400/- per month in 24 out of the 40 sample schools. In other 16 schools, they are paid Rs.500/- per month each (For school wise details, see Table 9.1).		
	(iv). Are the remuneration paid to cooks/helpers regularly?		Observations and discussion with children teachers, parents, VEC members, Gram Panchayat members and cooks.
	In 16 schools where MDM is served by NGO, the Cook and Helper are paid their remuneration regularly. In other 24 schools, they get their remunerations with a delay of 3 to 18 months in different schools (For school wise details, see Table 9.1).		
(v) Social Composition of cooks /helpers? (SC/ST/OBE/Minority)		Observations and discussion with children teachers, parents, VEC members, Gram Panchayat members and cooks.	
In 32 out of the sample 40 schools, the Cook belongs to SC/ ST/ OBC/ minority community. In 35 schools, the Helper belongs to SC/ST/OBC/minority community (For school wise details, see Table 9.1).			

	<p><u>INFRASTRUCTURE:</u> 1) Is a pucca kitchen shed-cum-store: (a) Constructed and in use (b) Constructed but not in use under (c) Under construction (d) Sanctioned, but constructed not started (e) Not sanctioned Any other (specify)</p>	<p>School records, discussion with head teacher, teacher, VEC, Gram Panchayat members.</p>
<p>10.</p>	<p>Out of the 40 sample schools, pucca kitchen shed is not sanctioned for 12 schools. In no school, a pucca kitchen shed-cum-store that has been constructed and is in use for both cooking and storing. In 14 schools, it is constructed but is not used for cooking and in 16 schools it is constructed but not in use for storing. In 04 schools, it is under construction whereas in 05 schools it is sanctioned but the construction work has not started (For school wise details, see Table 10.1 at page 20).</p>	
	<p>2. Construction grant received under which scheme?</p>	
	<p>All the 28 schools who have got the sanction for constructing the kitchen-cum-store have got it under the MDM scheme (For school wise details, see Table 10.1).</p>	
	<p>3. Reason for not using the constructed kitchen-cum-store for cooking and storing</p>	
	<p>The constructed kitchen-cum-store is not used for cooking because kitchen has not been handed over to HM (01 school), no ventilation facility (02 schools), space shortage (01 school), kitchen not inaugurated (01 school), NGO cooking MDM at own kitchen (06 schools), cooking in old kitchen (01 school) and keeping civil work materials (01 school), kitchen not suitable for cooking by firewood (01 school) further, the same is not used because of storing for space shortage (01 schools), fear of theft (03 schools), kept civil work materials (01 school), store not inaugurated (01 school), NGO storing MDM at own store (06 schools), presence of rats in store (01 school), SHG storing at own store (01 school) and MDM stored in schools stock room (01 school) (For school wise details, see Table 10.1).</p>	
<p>11.</p>	<p>In case the pucca kitchen shed is not available, where is the food being cooked and where are the food grains/other ingredients being stored.</p>	<p>Discussion with head teacher, teacher, VEC, Gram Panchayat members, Observation</p>

	<p>There are 35 schools out of the 40 sample schools where pucca kitchen is not used for cooking MDM. Out of these, in 03 schools; MDM is cooked in open place. In 01 school, it is cooked on school verandah. In 16 schools, it is cooked in NGO's own kitchen whereas in 15 schools, it is cooked in an asbestos / tin / tile roofed house.</p> <p>There are 37 schools where MDM is not stored in a pucca kitchen-cum-store. Out of these, MDM is stored in SHG house in 04 schools, in NGO's own store room in 16 schools and in HM's room / classroom / store room of school in 17 schools (For school wise details, see Table 10.2 at page 21)</p>	
12.	Whether potable water is available for cooking and drinking purpose?	-do-
	<p>In all 40 sample schools, potable water is available for cooking and drinking purpose (For school wise details, see Table 10.2).</p>	
13.	Whether utensils used for king food are adequate?	Teachers/Organizer of MDM Programme
	<p>In 35 out of 40 sample schools, adequate utensils are available for cooking MDM (For school wise details, see Table 10.2)</p>	
14.	What is the kind of fuel used? (Gas based/firewood etc.)	Observation
	<p>In 23 schools, firewood is used as fuel. In 01 school, gas is used as fuel (For school wise details, see Table 10.2). In case of 16 schools, diesel is used as a fuel and this is used by the NGO (Akshya Patra Foundation, Puri).</p>	
15.	<u>SAFETY & HYGIENE:</u> i. General Impression of the environment, Safety and hygiene:	Observation
	<p>In 36 out of 40 sample schools, clean and safe environment exists (For school wise details, see Table 11.1 at page 22). Every day the school campus and classrooms are cleaned by the students.</p>	
	ii. Are children encouraged to wash hands before and after eating	observation
	<p>In 39 out of 40 sample schools children are encouraged by the teachers to wash hands before and after eating MDM. (For school wise details, see Table 11.1).</p>	
	iii. Do the children partake meals in an orderly manner?	observation
	<p>In all the 40 sample schools children are seen to partake MDM in an orderly manner (Table 11.1).</p>	
	iv. Conservation of water?	Observation

	In all 40 sample schools, children are found to conserve water while washing hands and utensils (For school wise details, see Table 11.1).	
	i. Is the cooking process and storage of fuel safe, not posing any fire hazard?	observation
	In 38 out of 40 sample schools, cooking and storage places are found to be safe from any fire hazard (Table 11.1).	
	COMMUNITY PARTICIPATION: 1) Extent of participation by Parents/ VECs /Panchayats /Urban bodies in daily supervision, monitoring, participation	Discussion with head teacher, teacher, VEC, Gram Panchayat members
	In 37 schools parents supervise and monitor the MDM. In 37 schools VEC and in 29 schools PRI/ULB supervise and monitor MDM (For school wise details, see Table 12.1 at page 23). In some schools, they supervise every day whereas in other schools, they supervise occasionally.	
	2) Any roster maintained by community for supervision of MDM?	
	Roster is not maintained in all 40 sample schools (Table 12.1).	
	3) (a) opinion of community on quantity of MDM per child at primary level	
	In 27 out of 40 sample schools, the community has opined that the quantity of MDM per child at primary level is very good / excellent (For school wise details, see Table 12.2).	
	(b) Opinion of community on quantity of MDM per child at upper primary level.	
	In 15 out of 40 sample schools, the community has opined that the quantity of MDM per child at upper primary level is very good/ excellent (For school wise details, see Table 12.2 at page 24).	
	(c) Overall impression of MDM programme.	
	In 24 out of 40 schools, the overall impression of community on MDM is satisfactory / quite satisfactory (Table 12.2).	
	(d) From where do you know about MDM.	
	The community has known about MDM from various sources like school, TV, DSWO newspaper, teacher and friend (For school wise details, see Table 12.2).	
17.	INSPECTION & SUPERVISION Has the mid day meal programme been inspected by any state/district/block level officers/officials?	School records, discussion with head teacher, teachers, VEC, Gram Panchayat members

	<p>In 09 schools the Block level officers have inspected MDM programme. The State level officers and District level officers have visited 04 and 02 schools respectively since 1-7-10 (For school wise details, see Table 13.1 at page 25). In many cases, these officers have not given any written remarks regarding MDM.</p>	
<p>18.</p>	<p>IMPACT Has the mid day meal improved the enrollment, attendance of children in school, general well being (nutritional status) of children? Is there any other incidental benefits due to serving cooked meal in schools.</p>	<p>School records, discussion with head teacher, teachers, students, VEC, Gram Panchayat members.</p>
	<p>In 38 out of 40 sample schools, parents, teachers and students have opined that MDM has improved students' enrollment and attendance. In 36 schools they have opined that MDM has improved general health of children. In 29 schools they have opined that MDM has improved nutritional status of children (For school wise details, see Table 14.1 at page 26).</p>	

PURI DISTRICT

1. Regularity in Serving Meal:

Table 1.1: Schoolwise status on regularity in serving meal during 1-7-10 to 31-12-10

Sl. No.	School name	Hot cooked meal served daily	If no, what is served?	Period of school days (total no.) when meal was not served	Reasons for not serving hot cooked meal
1	Pratap Ramchandrapur NUPS	Yes		MDM Register not available	
2	Badahata PS	Yes		MDM Register not available	
3	Biragobindapur PUPS	Yes		MDM Register not available	
4	Katyayani NUPS	Yes		MDM Register not available	
5	Bhanapur UGUPS	Yes		Nil	
6	Andhasahi PS	Yes		15 to 17 July 2010 (3 days)	Lack of rice
7	Badamachhapur PUPS	Yes		Nil	
8	Gobindapur NUPS	Yes		09-10-10, 11-12-10 (2 days) 18-12-10 (1 day)	illness of cook Lack of stock
9	Bira Narasinghapur PS	Yes		MDM Register not available	
10	Othaka UGUPS	Yes		a.22-09-10,13-11-10,22-01-11 (3 days) b. 27-08-10,28-08-10 (2 days) c. 04-09-10,25-09-10,29-09-10,08-12-10 (4 days)	a. Illness of cook b. Rainfall c. Reason not mentioned in MDM Register
11	Praharajpur PS	Yes		9-12-10 (01 day)	Cook absent
12	Rench Sasan PS	Yes		Nil	
13	Bhatabandha NUPS	Yes		Nil	
14	Amareswar UPS	Yes		Nil	
15	Madhuban UGUPS	Yes		MDM Register not available	
16	Sevaksahi PS	Yes		MDM Register not available	
17	Konark Residential Sevashram	Yes		Nil	
18	Bhairipur UGUPS	Yes		14-09-10 to 17-09-10 (4 days)	Lack of rice
19	Gop CPS	Yes		Nil	
20	Bantaligram NUPS	Yes		MDM Register not available	
21	Satyabadi UGUPS	Yes		MDM Register not available	
22	Sri Ramchandrapur NUPS	Yes		MDM Register not available	
23	Alarpur PUPS	Yes		Nil	
24	Kalikabadi PS	Yes		Nil	
25	Kathua Aredi PUPS	Yes		Nil	
26	Rebana Nuagaon NUPS	Yes		Nil	
27	Water Works Road PUPS	Yes		MDM Register not available	
28	Matsyajibi UPS	Yes		Nil	
29	Satapada CPS	Yes		Nil	
30	Harachandi Sahi PS	Yes		MDM Register not available	
31	Bira Harekrushnapur UGUPS	Yes		MDM Register not available	
32	Kanti NUPS	Yes		MDM Register not available	
33	Sastrijee NUPS	Yes		Nil	
34	Teisipur NUPS	Yes		MDM Register not available	
35	Podanga PUPS	Yes		Nil	
36	Bhikaripada PS	Yes		MDM Register not available	
37	Sehana Vihar PS	Yes		MDM Register not available	
38	Kumbharpada PS	Yes		MDM Register not available	
39	Bharat Sevashram Sangha UGUPS	Yes		MDM Register not available	
40	Practising UGUPS	Yes		Nil	

*1) No. of schools that served MDM with interruption = 05

2. Trends:

Table 2.1: Schoolwise status on trends of MDM consumption

Sl. No.	School name	No. of children enrolled	No. of children opted for MDM	No. of children attended school on visit day of MI	No. of children availed MDM as per MDM Register	No. of children actually availed MDM on visit day of MI	No. of children availed MDM on the day previous to the visit day of MI as per MDM Reg.
1	Pratap Ramchandrapur NUPS	303	303	206	206	175	Reg. not available
2	Badahata PS	94	94	52	60	54	70
3	Biragobindapur PUPS	246	220	182	220	150	220
4	Katyayani NUPS	328	328	202	202	196	226
5	Bhanapur UGUPS	180	180	76	76	70	77
6	Andhiasahi PS	105	105	94	94	70	96
7	Badamachhapur PUPS	153	153	112	102	102	75
8	Gobindapur NUPS	260	260	219	219	210	238
9	Bira Narasinghapur PS	96	72	63	63	54	80
10	Othaka UGUPS	280	280	220	200	180	201
11	Praharajpur PS	77	77	50	50	50	53
12	Rench Sasan PS	95	95	60	60	46	69
13	Bhatabandha NUPS	248	248	204	85	65	90
14	Amareswar UPS	142	142	110	110	110	124
15	Madhuban UGUPS	248	248	195	190	190	190
16	Sevaksahi PS	125	125	90	99	90	88
17	Konark Residential Sevashram	474	474	394	382	382	390
18	Bhairipur UGUPS	205	205	144	90	63	160
19	Gop CPS	170	170	130	125	110	122
20	Bantaligram NUPS	227	227	178	Reg. not available	72	Reg. not available
21	Satyabadi UGUPS	194	194	120	120	98	127
22	Sri Ramchandrapur NUPS	133	133	98	120	98	128
23	Alarpur PUPS	258	258	185	80	78	80
24	Kalikabadi PS	98	98	69	69	50	79
25	Kathua Aredi PUPS	194	194	83	83	67	70
26	Rebana Nuagaon NUPS	309	309	145	145	45	50
27	Water Works Road PUPS	392	392	256	Reg. not available	250	Reg. not available
28	Matsyajibi UPS	163	163	151	151	150	152
29	Satapada CPS	216	216	190	190	186	201
30	Harachandi Sahi PS	196	196	91	Reg. not available	91	Reg. not available
31	Bira Harekrushnapur UGUPS	216	216	141	No data in MDM Reg.	131	173
32	Kanti NUPS	260	260	197	Reg. not available	168	211
33	Sastrijee NUPS	296	296	247	247	227	274
34	Teisipur NUPS	161	161	136	Reg. not available	136	Reg. not available
35	Podanga PUPS	186	186	124	58	58	70
36	Bhikaripada PS	38	38	35	35	40	30
37	Sehana Vihar PS	283	283	215	Reg. not available	215	Reg. not available
38	Kumbharpada PS	245	245	189	175	189	170
39	Bharat Sevashram Sangha UGUPS	512	512	337	Reg. not available	337	Reg. not available
40	Practising UGUPS	211	211	128	80	80	75
	Total	8617	8567	6118		5133	

*1) % of children attended school = 71.4

2) % of children actually availed MDM on visit day of MI= 59.9

3. Regularity in Delivering Food Grains to School Level:

Table 3.1: Schoolwise status on delivery of food gains

Sl. No.	School name	Receiving food grains regularly	Extent of delay in receiving food grains	Reasons of delay	Buffer stock of one month's need is kept	Quantity of food grains supplied as per the marked weight	Approximate kg. less supply per 50 kg. bag		Food grain is delivered at
							Rice	Dal	
1	Pratap Ramchandrapur NUPS	Yes			Yes	Yes			NGO
2	Badahata PS	Yes			Yes	Yes			NGO
3	Biragobindapur PUPS	Yes			Yes	Yes			NGO
4	Katyayani NUPS	Yes			Yes	Yes			NGO
5	Bhanapur UGUPS	Yes			Yes	No	4	2	School
6	Andhiasahi PS	No	2 months	Can't say	Yes	No	4	4	School
7	Badamachhapur PUPS	Yes			Yes	Yes			School
8	Gobindapur NUPS	Yes			Yes	No	5	2	School
9	Bira Narasinghapur PS	Yes			Yes	Yes			NGO
10	Othaka UGUPS	Yes			Yes	Yes			School
11	Praharajpur PS	Yes			No	Yes			School
12	Rench Sasan PS	Yes			Yes	Yes			School
13	Bhatabandha NUPS	Yes			Yes	No	4		School
14	Amareswar UPS	Yes			Yes	No	4	4	School
15	Madhuban UGUPS	Yes			Yes	Yes			NGO
16	Sevaksahi PS	Yes			Yes	Yes			NGO
17	Konark Residential Sevashram	Yes			Yes	Yes			School
18	Bhairipur UGUPS	Yes			No	Yes			School
19	Gop CPS	Yes			Yes	Yes			SHG
20	Bantaligram NUPS	Yes			No	No	3	2	SHG
21	Satyabadi UGUPS	Yes			Yes	Yes			NGO
22	Sri Ramchandrapur NUPS	Yes			Yes	Yes			NGO
23	Alarpur PUPS	Yes			No	No	5	5	School
24	Kalikabadi PS	Yes			Yes	No	8	-	School
25	Kathua Aredi PUPS	Yes			Yes	No	4	5	School
26	Rebana Nuagaon NUPS	Yes			No	Yes			School
27	Water Works Road PUPS	Yes			Yes	Yes			NGO
28	Matsyajibi UPS	Yes			Yes	No	3	2	School
29	Satapada CPS	Yes			Yes	Yes			School
30	Harachandi Sahi PS	Yes			Yes	Yes			NGO
31	Bira Harekrushnapur UGUPS	Yes			Yes	Yes			NGO
32	Kanti NUPS	Yes			Yes	No	7	-	SHG
33	Sastrijee NUPS	Yes			Yes	No	5	5	School
34	Teisipur NUPS	Yes			No	No	5	8	SHG
35	Podanga PUPS	No	5 months	Can't say	Yes	No	4	4	School
36	Bhikaripada PS	Yes			Yes	Yes			NGO
37	Sehana Vihar PS	Yes			Yes	Yes			NGO
38	Kumbharpada PS	Yes			Yes	Yes			NGO
39	Bharat Sevashram Sangha UGUPS	Yes			Yes	Yes			NGO
40	Practising UGUPS	Yes			Yes	Yes			School

*1) No. of schools getting food grains regularly= 38

3) No. of schools getting less supply of food grains= 14

5) Amount of dal less received per 50 kg. bag = 2 to 8 kg.

2) No. of schools having 01 month's extra food grains = 34

4) Amount of rice less received per 50 kg. bag = 3 to 8 kg.

6) No. of schools receiving food grains at school point= 20

Table 3.2: Schoolwise status on quality of food gains received

Sl. No.	School name	Quality of food grains received is good	Nature of defect seen in quality of food grains	
			Rice	Dal
1	Pratap Ramchandrapur NUPS	Yes		
2	Badahata PS	Yes		
3	Biragobindapur PUPS	Yes		
4	Katyayani NUPS	Yes		
5	Bhanapur UGUPS	Yes		
6	Andhiasahi PS	Yes		
7	Badamachhapur PUPS	Yes		
8	Gobindapur NUPS	Yes		
9	Bira Narasinghapur PS	Yes		
10	Othaka UGUPS	Yes		
11	Praharajpur PS	Yes		
12	Rench Sasan PS	Yes		
13	Bhatabandha NUPS	Yes		
14	Amareswar UPS	Yes		
15	Madhuban UGUPS	Yes		
16	Sevaksahi PS	Yes		
17	Konark Residential Sevashram	Yes		
18	Bhairipur UGUPS	Yes		
19	Gop CPS	Yes		
20	Bantaligram NUPS	Yes		
21	Satyabadi UGUPS	Yes		
22	Sri Ramchandrapur NUPS	Yes		
23	Alarpur PUPS	No	-	Dal with worm
24	Kalikabadi PS	Yes		
25	Kathua Aredi PUPS	Yes		
26	Rebana Nuagaon NUPS	Yes		
27	Water Works Road PUPS	Yes		
28	Matsyajibi UPS	Yes		
29	Satapada CPS	Yes		
30	Harachandi Sahi PS	Yes		
31	Bira Harekrushnapur UGUPS	Yes		
32	Kanti NUPS	Yes		
33	Sastrijee NUPS	Yes		
34	Teisipur NUPS	No	Rice with stone and worm	Dal with worm
35	Podanga PUPS	Yes		
36	Bhikaripada PS	Yes		
37	Sehana Vihar PS	Yes		
38	Kumbharpada PS	Yes		
39	Bharat Sevashram Sangha UGUPS	Yes		
40	Practising UGUPS	Yes		

*1) No. of schools getting good quality of food grains = 38

4. Regularity in Delivering Cooking Cost to School Level:

Table 4.1: Schoolwise status on delivery of food gains

Sl. No.	School name	Receiving cooking cost in advance regularly	Extent of delay in getting cooking cost	Reasons of delay	Where from cooking cost is managed in case of delay in receiving it?	How is cooking cost paid?
1	Pratap Ramchandrapur NUPS	No	08 month	Official processing	NGO's own fund	Through Bank
2	Badahata PS	No	01 month	Official processing	NGO's own fund	Through Bank
3	Biragobindapur PUPS	No	01 month	Official processing	NGO's own fund	Through Bank
4	Katyayani NUPS	No	01 month	Official processing	NGO's own fund	Through Bank
5	Bhanapur UGUPS	No	6 months	Can not say	HM's own fund	By cheque
6	Andhiasahi PS	No	12 months	Can not say	HM's own fund	By cheque
7	Badamachhapur PUPS	No	9 months	Official processing	HM's own fund	By cheque
8	Gobindapur NUPS	No	6 months	Official processing	SHG's own fund	Cash
9	Bira Narasinghapur PS	No	01 month	Official processing	NGO's own fund	Through Bank
10	Othaka UGUPS	No	8 months	Official processing	HM's own fund	Cash
11	Praharajpur PS	No	8 months	Official processing	HM's own fund	Cash
12	Rench Sasan PS	No	4 months	Can not say	SHG's own fund	By cheque
13	Bhatabandha NUPS	No	12 months	Can not say	SHG's own fund	By cheque
14	Amareswar UPS	No	12 months	Can not say	HM's own fund	Cash
15	Madhuban UGUPS	No	01 month	Official processing	NGO's own fund	Through Bank
16	Sevaksahi PS	No	01 month	Official processing	NGO's own fund	Through Bank
17	Konark Residential Sevashram	No	8 months	Official processing	HM's own fund	Through Bank
18	Bhairipur UGUPS	No	04 months	Official processing	VEC president contribution	Cash
19	Gop CPS	No	12 months	Can not say	SHG's own fund	Cash
20	Bantaligram NUPS	No	20 months	Official processing	SHG's own fund	Cash
21	Satyabadi UGUPS	No	01 month	Official processing	NGO's own fund	Through Bank
22	Sri Ramchandrapur NUPS	No	01 month	Official processing	NGO's own fund	Through Bank
23	Alarpur PUPS	No	12 months	Can not say	SHG's own fund	Through Bank
24	Kalikabadi PS	No	24 months	Official processing	HM's own fund	Cash
25	Kathua Aredi PUPS	No	17 months	No allotment	SHG's own fund	Cash
26	Rebana Nuagaon NUPS	No	24 months	Can not say	HM's own fund	Through Bank
27	Water Works Road PUPS	No	01 month	Official processing	NGO's own fund	Through Bank
28	Matsyajibi UPS	No	4 months	Official processing	HM's own fund	Cash
29	Satapada CPS	No	5 months	Not sanctioned	VEC's own fund	Cash
30	Harachandi Sahi PS	No	01 month	Official processing	NGO's own fund	Through Bank
31	Bira Harekrushnapur UGUPS	No	01 month	Official processing	NGO's own fund	Through Bank
32	Kanti NUPS	No	5 months	Do not know	SHG's own fund	Cash
33	Sastrijee NUPS	No	5 months	Official processing	VEC's own fund	Cash
34	Teisipur NUPS	No	7 months	Official processing	SHG's own fund	Cash
35	Podanga PUPS	No	5 months	Can not say	HM's own fund	Through Bank
36	Bhikaripada PS	No	01 month	Official processing	NGO's own fund	Through Bank
37	Sehana Vihar PS	No	01 month	Official processing	NGO's own fund	Through Bank
38	Kumbharpada PS	No	01 month	Official processing	NGO's own fund	Through Bank
39	Bharat Sevashram Sangha UGUPS	No	01 month	Official processing	NGO's own fund	Through Bank
40	Practising UGUPS	No	12 months	Can not say	Teachers's own fund	By cheque

*1) No. of schools getting cooking cost in advance regularly= Nil

5. Social Equity:

Table 5.1: Schoolwise status on gender, caste and community wise discrimination in cooking and serving MDM and seating arrangement made for children to take MDM

Sl. No.	School name	Gender discrimination			Caste discrimination			Community discrimination		
		Cooking	Serving	Seating	Cooking	Serving	Seating	Cooking	Serving	Seating
1	Pratap Ramchandrapur NUPS	No	No	No	No	No	No	No	No	No
2	Badahata PS	No	No	No	No	No	No	No	No	No
3	Biragobindapur PUPS	No	No	No	No	No	No	No	No	No
4	Katyayani NUPS	No	No	No	No	No	No	No	No	No
5	Bhanapur UGUPS	No	No	No	No	No	No	No	No	No
6	Andhiasahi PS	No	No	No	No	No	No	No	No	No
7	Badamachhapur PUPS	No	No	No	No	No	No	No	No	No
8	Gobindapur NUPS	No	No	No	No	No	No	No	No	No
9	Bira Narasinghapur PS	No	No	No	No	No	No	No	No	No
10	Othaka UGUPS	No	No	No	No	No	No	No	No	No
11	Praharajpur PS	No	No	No	No	No	No	No	No	No
12	Rench Sasan PS	No	No	No	No	No	No	No	No	No
13	Bhatabandha NUPS	No	No	No	No	No	No	No	No	No
14	Amareswar UPS	No	No	No	No	No	No	No	No	No
15	Madhuban UGUPS	No	No	No	No	No	No	No	No	No
16	Sevaksahi PS	No	No	No	No	No	No	No	No	No
17	Konark Residential Sevashram	No	No	No	No	No	No	No	No	No
18	Bhairipur UGUPS	No	No	No	No	No	No	No	No	No
19	Gop CPS	No	No	No	No	No	No	No	No	No
20	Bantaligram NUPS	No	No	No	No	No	No	No	No	No
21	Satyabadi UGUPS	No	No	No	No	No	No	No	No	No
22	Sri Ramchandrapur NUPS	No	No	No	No	No	No	No	No	No
23	Alarpur PUPS	No	No	No	No	No	No	No	No	No
24	Kalikabadi PS	No	No	No	No	No	No	No	No	No
25	Kathua Aredi PUPS	No	No	No	No	No	No	No	No	No
26	Rebana Nuagaon NUPS	No	No	No	No	No	No	No	No	No
27	Water Works Road PUPS	No	No	No	No	No	No	No	No	No
28	Matsyajibi UPS	No	No	No	No	No	No	No	No	No
29	Satapada CPS	No	No	No	No	No	No	No	No	No
30	Harachandi Sahi PS	No	No	No	No	No	No	No	No	No
31	Bira Harekrushnapur UGUPS	No	No	No	No	No	No	No	No	No
32	Kanti NUPS	No	No	No	No	No	No	No	No	No
33	Sastrijee NUPS	No	No	No	No	No	No	No	No	No
34	Teisipur NUPS	No	No	No	No	No	No	No	No	No
35	Podanga PUPS	No	No	No	No	No	No	No	No	No
36	Bhikaripada PS	No	No	No	No	No	No	No	No	No
37	Sehana Vihar PS	No	No	No	No	No	No	No	No	No
38	Kumbharpada PS	No	No	No	No	No	No	No	No	No
39	Bharat Sevashram Sangha UGUPS	No	No	No	No	No	No	No	No	No
40	Practising UGUPS	No	No	No	No	No	No	No	No	No

*1) No. of schools showing gender discrimination in seating arrangement= Nil

6. Variety of Menu:

Table 6.1: Schoolwise status on MDM menu

Sl. No.	School name	Weekly MDM menu displayed	MDM is prepared as per weekly menu	Who decides the menu?	Nature of food items served	Daily menu includes rice	Daily menu includes wheat	Daily menu includes dal	Daily menu includes vegetables
1	Pratap Ramchandrapur NUPS	No	Yes always	NGO	Different items every day	Yes	No	Yes	Yes
2	Badahata PS	No	Yes always	NGO	Different items every day	Yes	No	Yes	Yes
3	Biragobindapur PUPS	No	Yes always	NGO	Different items every day	Yes	No	Yes	Yes
4	Katyayani NUPS	No	Yes always	NGO	Different items every day	Yes	No	Yes	Yes
5	Bhanapur UGUPS	No	Not at all	HM	Same items daily	Yes	No	Yes	Yes
6	Andhiasahi PS	No	Not at all	HM	Same items daily	Yes	No	Yes	Yes
7	Badamachhapur PUPS	No	Not at all	HM	Same items daily	Yes	No	Yes	Yes
8	Gobindapur NUPS	No	Not at all	SHG+HM	Same items daily	Yes	No	Yes	Yes
9	Bira Narasinghapur PS	No	Yes always	NGO	Different items every day	Yes	No	Yes	Yes
10	Othaka UGUPS	No	Not at all	HM	Same items daily	Yes	No	Yes	Yes
11	Praharajpur PS	No	Not at all	HM	Same items daily	Yes	No	Yes	Yes
12	Rench Sasan PS	No	Not at all	SHG	Same items daily	Yes	No	Yes	Yes
13	Bhatabandha NUPS	No	Not at all	SHG	Same items daily	Yes	No	Yes	Yes
14	Amareswar UPS	No	Not at all	HM	Same items daily	Yes	No	Yes	Yes
15	Madhuban UGUPS	No	Yes always	NGO	Different items every day	Yes	No	Yes	Yes
16	Sevaksahi PS	No	Yes always	NGO	Different items every day	Yes	No	Yes	Yes
17	Konark Residential Sevashram	No	Not at all	HM	Same items daily	Yes	No	Yes	Yes
18	Bhairipur UGUPS	No	Not at all	VEC	Different items every day	Yes	No	Yes	Yes
19	Gop CPS	No	Not at all	SHG	Same items daily	Yes	No	Yes	Yes
20	Bantaligram NUPS	No	Not at all	SHG	Same items daily	Yes	No	Yes	Yes
21	Satyabadi UGUPS	No	Yes always	NGO	Different items every day	Yes	No	Yes	Yes
22	Sri Ramchandrapur NUPS	No	Yes always	NGO	Different items every day	Yes	No	Yes	Yes
23	Alarpur PUPS	No	Not at all	SHG	Same items daily	Yes	No	Yes	Yes
24	Kalikabadi PS	No	Not at all	HM	Same items daily	Yes	No	Yes	Yes
25	Kathua Aredi PUPS	No	Not at all	SHG	Same items daily	Yes	No	Yes	Yes
26	Rebana Nuagaon NUPS	No	Not at all	HM	Same items daily	Yes	No	Yes	Yes
27	Water Works Road PUPS	No	Yes always	NGO	Different items every day	Yes	No	Yes	Yes
28	Matsyajibi UPS	No	Not at all	HM+VEC	Same items daily	Yes	No	Yes	Yes
29	Satapada CPS	No	Not at all	HM+VEC	Same items daily	Yes	No	Yes	Yes
30	Harachandi Sahi PS	No	Yes always	NGO	Different items every day	Yes	No	Yes	Yes
31	Bira Harekrushnapur UGUPS	No	Yes always	NGO	Different items every day	Yes	No	Yes	Yes
32	Kanti NUPS	No	Not at all	HM+SHG	Same items daily	Yes	No	Yes	Yes
33	Sastrijee NUPS	No	Not at all	VEC	Same items daily	Yes	No	Yes	Yes
34	Teisipur NUPS	No	Not at all	SHG	Same items daily	Yes	No	Yes	Yes
35	Podanga PUPS	No	Not at all	HM	Same items daily	Yes	No	Yes	Yes
36	Bhikaripada PS	No	Yes always	NGO	Different items every day	Yes	No	Yes	Yes
37	Sehana Vihar PS	No	Yes always	NGO	Different items every day	Yes	No	Yes	Yes
38	Kumbharpada PS	No	Yes always	NGO	Different items every day	Yes	No	Yes	Yes
39	Bharat Sevashram Sangha UGUPS	No	Yes always	NGO	Different items every day	Yes	No	Yes	Yes
40	Practising UGUPS	No	Not at all	HM	Same items daily	Yes	No	Yes	Yes

*1) No. of schools displayed weekly MDM menu = Nil 2) No. of schools who serves different food items everyday = 16

7. Quantity and Quality of Meal:

Table 7.1: Schoolwise status on opinion of children on quality and quantity of MDM

Sl. No.	School name	Opinion on quality of rice	Opinion on quality of dal	Opinion on quantity of rice	Opinion on quantity of dal	Reasons for unhappiness on quality of rice/dal	Reasons for unhappiness on quantity of rice/dal
1	Pratap Ramchandrapur NUPS	Happy Always	Happy Always	Happy Always	Happy Always		
2	Badahata PS	Happy Always	Happy Always	Happy Always	Happy Always		
3	Biragobindapur PUPS	Happy Always	Happy Always	Happy Always	Happy Always		
4	Katyayani NUPS	Happy Always	Happy Always	Happy Always	Happy Always		
5	Bhanapur UGUPS	Happy Always	Happy Always	Happy Always	Happy Always		
6	Andhiasahi PS	Happy Always	Happy Always	Happy Always	Happy Always		
7	Badamachhapur PUPS	Happy Always	Happy Always	Happy Always	Happy Always		
8	Gobindapur NUPS	Happy Always	Happy Always	Happy Always	Happy Always		
9	Bira Narasinghapur PS	Happy Always	Happy Always	Happy Always	Happy Always		
10	Othaka UGUPS	Happy Always	Happy Always	Happy Always	Happy Always		
11	Praharajpur PS	Happy Always	Happy Always	Happy Always	Happy Always		
12	Rench Sasan PS	Happy Always	Happy Always	Happy Always	Happy Always		
13	Bhatabandha NUPS	Happy Always	Happy Always	Happy Always	Happy Always		
14	Amareswar UPS	Happy Always	Happy Always	Happy Always	Happy Always		
15	Madhuban UGUPS	Happy Always	Happy Always	Happy Always	Happy Always		
16	Sevaksahi PS	Happy Always	Happy Always	Happy Always	Happy Always		
17	Konark Residential Sevashram	Happy Always	Happy Always	Happy Always	Happy Always		
18	Bhairipur UGUPS	Happy Always	Happy Always	Happy Always	Happy Always		
19	Gop CPS	Happy Always	Happy Always	Happy Always	Happy Always		
20	Bantaligram NUPS	Happy Always	Happy Always	Happy Always	Happy Always		
21	Satyabadi UGUPS	Happy Always	Happy Always	Happy Always	Happy Always		
22	Sri Ramchandrapur NUPS	Happy Always	Happy Always	Happy Always	Happy Always		
23	Alarpur PUPS	Happy Always	Happy Always	Happy Always	Happy Always		
24	Kalikabadi PS	Happy Always	Happy Always	Happy Always	Happy Always		
25	Kathua Aredi PUPS	Happy Always	Happy Always	Happy Always	Happy Always		
26	Rebana Nuagaon NUPS	Not Happy Some time	Not Happy Some time	Happy Always	Happy Always	Rice / dal contains worm	
27	Water Works Road PUPS	Happy Always	Happy Always	Happy Always	Happy Always		
28	Matsyajibi UPS	Happy Always	Happy Always	Happy Always	Happy Always		
29	Satapada CPS	Happy Always	Happy Always	Happy Always	Happy Always		
30	Harachandi Sahi PS	Happy Always	Happy Always	Happy Always	Happy Always		
31	Bira Harekrushnapur UGUPS	Happy Always	Happy Always	Happy Always	Happy Always		
32	Kanti NUPS	Happy Always	Happy Always	Happy Always	Happy Always		
33	Sastrijee NUPS	Happy Always	Happy Always	Happy Always	Happy Always		
34	Teisipur NUPS	Happy Always	Happy Always	Happy Always	Happy Always		
35	Podanga PUPS	Happy Always	Happy Always	Happy Always	Happy Always		
36	Bhikaripada PS	Happy Always	Happy Always	Happy Always	Happy Always		
37	Sehana Vihar PS	Happy Always	Happy Always	Happy Always	Happy Always		
38	Kumbharpada PS	Happy Always	Happy Always	Happy Always	Happy Always		
39	Bharat Sevashram Sangha UGUPS	Happy Always	Happy Always	Happy Always	Happy Always		
40	Practising UGUPS	Happy Always	Happy Always	Happy Always	Happy Always		

*1) No. of schools where children are happy always on quality of rice = 39

2) No. of schools where children are happy always on quality of dal = 39

3) No. of schools where children are happy always on quantity of rice = 40

4) No. of schools where children are happy always on quantity of dal = 40

8. Supplementary:

Table 8.1: Schoolwise status on healthcare facilities

Sl. No.	School name	Health card maintained for each child	No. of times health check up done since 1-7-10	Iron tablets given periodically	Vit. A tablets given periodically	Deworming tablets given periodically	Who provides medicine?	No. of times medicines given since 1-7-10
1	Pratap Ramchandrapur NUPS	No	Nil	No	No	No		Nil
2	Badahata PS	No	Nil	No	No	No		Nil
3	Biragobindapur PUPS	No	Nil	No	No	No		Nil
4	Katyayani NUPS	No	Nil	No	No	No		Nil
5	Bhanapur UGUPS	No	Nil	No	No	No		Nil
6	Andhiasahi PS	No	Nil	No	No	No		Nil
7	Badamachhapur PUPS	No	Nil	No	No	No		Nil
8	Gobindapur NUPS	No	Nil	No	No	No		Nil
9	Bira Narasinghapur PS	No	Nil	No	No	No	State Govt.	01
10	Othaka UGUPS	No	Nil	No	No	No		Nil
11	Praharajpur PS	No	Nil	No	No	No		Nil
12	Rench Sasan PS	No	01 (1-12-10)	No	No	No		Nil
13	Bhatabandha NUPS	No	Nil	No	No	No		Nil
14	Amareswar UPS	No	Nil	No	No	No		Nil
15	Madhuban UGUPS	No	Nil	No	No	No		Nil
16	Sevaksahi PS	No	Nil	No	No	No		Nil
17	Konark Residential Sevashram	No	06	Yes	Yes	Yes	State Govt.	6
18	Bhairipur UGUPS	No	Nil	No	No	No		Nil
19	Gop CPS	No	Nil	No	No	No		Nil
20	Bantaligram NUPS	No	Nil	No	No	No		Nil
21	Satyabadi UGUPS	No	Nil	No	No	No		Nil
22	Sri Ramchandrapur NUPS	No	Nil	No	No	No		Nil
23	Alarpur PUPS	No	Nil	No	No	No		Nil
24	Kalikabadi PS	No	Nil	No	No	No		Nil
25	Kathua Aredi PUPS	No	Nil	No	No	No		Nil
26	Rebana Nuagaon NUPS	No	Nil	No	No	No		Nil
27	Water Works Road PUPS	Yes	Nil	Yes	Yes	Yes	State Govt.	3
28	Matsyajibi UPS	No	Nil	No	No	No		Nil
29	Satapada CPS	No	Nil	No	No	No		Nil
30	Harachandi Sahi PS	No	Nil	No	No	No		Nil
31	Bira Harekrushnapur UGUPS	No	Nil	No	No	No		Nil
32	Kanti NUPS	No	Nil	No	No	No		Nil
33	Sastrijee NUPS	No	Nil	No	No	No		Nil
34	Teisipur NUPS	No	Nil	No	No	No		Nil
35	Podanga PUPS	No	Nil	No	No	No		Nil
36	Bhikaripada PS	No	Nil	No	No	No		Nil
37	Sehana Vihar PS	Yes	Nil	No	No	No		Nil
38	Kumbharpada PS	No	1	No	No	No		Nil
39	Bharat Sevashram Sangha UGUPS	No	1	No	No	No		Nil
40	Practising UGUPS	No	Nil	No	No	No		Nil

*1) No. of schools having health cards for each child = Nil

2) No. of schools organized health check up camp since 1-7-10 = 4

3) No. of schools where iron tablets have been given to children periodically since 1-7-10 = 02

4) No. of schools where vit. A tablets have been given to children periodically since 1-7-10 = 02

5) No. of schools where deworming tablets have been given to children periodically since 1-7-10 = 02

9. Status of Cooks and Helpers:

Table 9.1: Schoolwise status on cooks and helpers

Sl. No.	School name	Cook and Helper are appointed by	No. of Cooks engaged	No. of Helpers engaged	Remuneration paid per month to		Remuneration is paid regularly	Cook belongs to	Helper belongs to
					Cook	Helper			
1	Pratap Ramchandrapur NUPS	NGO	1	1	500	500	Yes	SC	OBC
2	Badahata PS	NGO	1	1	500	500	Yes	OBC	OBC
3	Biragobindapur PUPS	NGO	1	1	500	500	Yes	General	OBC
4	Katyayani NUPS	NGO	1	1	500	500	Yes	OBC	OBC
5	Bhanapur UGUPS	VEC	1	1	600	400	No (6 months)	General	OBC
6	Andhiasahi PS	VEC	1	1	600	400	No (5 months)	OBC	OBC
7	Badamachhapur PUPS	VEC	1	1	600	400	No (3 months)	OBC	OBC
8	Gobindapur NUPS	Department	1	1	600	400	No (6 months)	OBC	OBC
9	Bira Narasinghapur PS	NGO	1	1	500	500	Yes	OBC	OBC
10	Othaka UGUPS	VEC	1	1	600	400	No (8 months)	SC	SC
11	Praharajpur PS	VEC	1	1	600	400	No (8 months)	OBC	Gen
12	Rench Sasan PS	VEC	1	1	600	400	No (4 months)	Gen	OBC
13	Bhatabandha NUPS	VEC	1	1	600	400	No (4 months)	OBC	Gen
14	Amareswar UPS	VEC	1	1	600	400	No (6 months)	Gen	OBC
15	Madhuban UGUPS	NGO	1	1	500	500	Yes	Gen	OBC
16	Sevaksahi PS	NGO	1	1	500	500	Yes	Gen	General
17	Konark Residential Sevashram	Department	1	1	600	400	No (8 months)	SC	SC
18	Bhairipur UGUPS	VEC	1	1	600	400	No (6 months)	Gen	OBC
19	Gop CPS	SHG	1	1	600	400	No (6 months)	Gen	Gen
20	Bantaligram NUPS	VEC	1	1	600	400	No(18months)	OBC	OBC
21	Satyabadi UGUPS	NGO	1	1	500	500	Yes	OBC	OBC
22	Sri Ramchandrapur NUPS	NGO	1	1	500	500	Yes	OBC	Gen
23	Alarpur PUPS	Department	1	1	600	400	No (9 months)	OBC	OBC
24	Kalikabadi PS	VEC	1	1	600	400	No(10months)	OBC	OBC
25	Kathua Aredi PUPS	VEC	1	1	600	400	No (8 months)	OBC	OBC
26	Rebana Nuagaon NUPS	Department	1	1	600	400	No (9 months)	OBC	OBC
27	Water Works Road PUPS	NGO	1	1	500	500	Yes	Minority	Minority
28	Matsyajibi UPS	Department	1	1	600	400	No (4 months)	Minority	Minority
29	Satapada CPS	VEC	1	1	600	400	No (5 months)	OBC	OBC
30	Harachandi Sahi PS	NGO	1	1	500	500	Yes	OBC	OBC
31	Bira Harekrushnapur UGUPS	NGO	1	1	500	500	Yes	OBC	OBC
32	Kanti NUPS	VEC	1	1	600	400	No (6 months)	OBC	OBC
33	Sastrijee NUPS	VEC	1	1	600	400	No	OBC	OBC
34	Teisipur NUPS	Department	1	1	600	400	No (5 months)	OBC	OBC
35	Podanga PUPS	Department	1	1	600	400	No (4 months)	OBC	OBC
36	Bhikaripada PS	NGO	1	1	500	500	Yes	OBC	OBC
37	Sehana Vihar PS	NGO	1	1	500	500	Yes	OBC	OBC
38	Kumbharpada PS	NGO	1	1	500	500	Yes	OBC	OBC
39	Bharat Sevashram Sangha UGUPS	NGO	1	1	500	500	Yes	OBC	OBC
40	Practising UGUPS	VEC	1	1	600	400	No (4 months)	OBC	OBC

*1) No. of schools where Cooks and Helpers get remuneration regularly= 15

2) No. of schools where Cooks belong to SC/ST/OBC/Minority community = 32

3) No. of schools where Helpers belong to SC/ST/OBC/Minority community = 35

10. Infrastructure:

Table 10.1: Schoolwise status on construction of kitchen-cum-store

Sl. No.	School name	Construction status of pucca kitchen-cum-store	Construction grant received under which scheme?	Reason for not using the constructed pucca kitchen-cum-store for	
				Cooking	Storing
1	Pratap Ramchandrapur NUPS	Under construction	MDM	-	-
2	Badahata PS	Constructed but not in use for cooking and storing	MDM	NGO cooking MDM at own kitchen	NGO storing MDM at own store
3	Biragobindapur PUPS	Constructed but not in use for cooking and storing	MDM	NGO cooking MDM at own kitchen	NGO storing MDM at own store
4	Katyayani NUPS	Not sanctioned	-	-	-
5	Bhanapur UGUPS	Under construction	MDM	-	-
6	Andhiasahi PS	Constructed but not in use for storing	MDM	-	Space shortage
7	Badamachhapur PUPS	Under construction	MDM	-	-
8	Gobindapur NUPS	Not sanctioned	-	-	-
9	Bira Narasinghapur PS	Not sanctioned	-	-	-
10	Othaka UGUPS	Constructed but not in use for cooking and storing	MDM	Cooking at old kitchen room	Storing at schools' stock room
11	Praharajpur PS	Constructed but not in use for cooking and storing	MDM	Kitchen not handed over to HM	Kitchen not handed over to HM
12	Rench Sasan PS	Constructed but not in use for storing	MDM	-	Fear of theft
13	Bhatabandha NUPS	Under construction	MDM	-	-
14	Amareswar UPS	Constructed but not in use for storing	MDM	-	Fear of theft
15	Madhuban UGUPS	Constructed but not in use for cooking and storing	MDM	NGO cooking MDM at own kitchen	NGO storing MDM at own store
16	Sevaksahi PS	Not sanctioned	-	-	-
17	Konark Residential Sevashram	Constructed but not in use for cooking and storing	MDM	Kept civil work materials	Kept civil work materials
18	Bhairipur UGUPS	Constructed but not in use for cooking and storing	MDM	Not inaugurated	Not inaugurated
19	Gop CPS	Constructed but not in use for storing	MDM	-	SHG storing at own store
20	Bantaligram NUPS	Sanctioned, but construction not started	MDM	-	-
21	Satyabadi UGUPS	Sanctioned, but construction not started	MDM	-	-
22	Sri Ramchandrapur NUPS	Constructed but not in use for cooking and storing	MDM	NGO cooking MDM at own kitchen	NGO storing MDM at own store
23	Alarpur PUPS	Constructed and in use for store	MDM	Shortage of space for cooking	-
24	Kalikabadi PS	Sanctioned, but construction not started	MDM	-	-
25	Kathua Aredi PUPS	Not sanctioned	-	-	-
26	Rebana Nuagaon NUPS	Sanctioned, but construction not started	MDM	-	-
27	Water Works Road PUPS	Not sanctioned	-	-	-
28	Matsyajibi UPS	Constructed but not in use for cooking and storing	MDM	No ventilation	Fear of theft
29	Satapada CPS	Constructed but not in use for cooking	MDM	Not stimulate for cooking by firewood	-
30	Harachandi Sahi PS	Constructed but not in use for cooking and storing	MDM	NGO cooking MDM at own kitchen	NGO storing MDM at own store
31	Bira Harekrushnapur UGUPS	Constructed but not in use for cooking and storing	MDM	NGO cooking MDM at own kitchen	NGO storing MDM at own store
32	Kanti NUPS	Constructed but not in use for cooking	MDM	No ventilation system	-
33	Sastrijee NUPS	Sanctioned, but construction not started	MDM	-	-
34	Teisipur NUPS	Not sanctioned	-	-	-
35	Podanga PUPS	Not sanctioned	-	-	-
36	Bhikaripada PS	Not sanctioned	-	-	-
37	Sehana Vihar PS	Not sanctioned	-	-	-
38	Kumbharpada PS	Not sanctioned	-	-	-
39	Bharat Sevashram Sangha UGUPS	Not sanctioned	-	-	-
40	Practising UGUPS	Constructed but not in use for storing	MDM	-	Presence of rats

*1) No. of schools where pucca kitchen-cum-store has been constructed and in use for both cooking and storing = Nil

2) No. of schools where pucca kitchen-cum-store has been constructed and not used for cooking = 14

3) No. of schools where pucca kitchen-cum-store has been constructed and not used for storing = 16

4) Main 02 reasons for not using the constructed pucca kitchen-cum-store for cooking =

a) NGO cooking MDM at own kitchen = 06 schools

b) No ventilation facility in kitchen = 02 schools

5) Main reasons for not using the constructed pucca kitchen-cum-store for storing =

a) NGO storing MDM at own store = 06 schools

b) Fear of theft = 03 schools

6) No. of schools obtained no sanction for construction of kitchen-cum-store = 12

7) No. of schools where the construction of kitchen-cum-store is ongoing = 04

8) No. of schools having sanction for kitchen-cum-store but construction work has not started = 05

Table 10.2: Schoolwise status on alternative place of cooking and storing where pucca kitchen-cum-store is not available and availability of water, fuel and utensils for cooking

Sl. No.	School name	Alternative place used for cooking MDM	Alternative place used for storing food grains	Potable water available for cooking and drinking	Adequate utensils available for cooking	Kind of fuel used
1	Pratap Ramchandrapur NUPS	NGO's own kitchen	NGO's own store room	Yes	Yes	Diesel
2	Badahata PS	NGO's own kitchen	NGO's own store room	Yes	Yes	Diesel
3	Biragobindapur PUPS	NGO's own kitchen	NGO's own store room	Yes	Yes	Diesel
4	Katyayani NUPS	NGO's own kitchen	NGO's own store room	Yes	Yes	Diesel
5	Bhanapur UGUPS	Open space	Class room	Yes	Yes	Firewood
6	Andhiasahi PS	-	Class room	Yes	Yes	Firewood
7	Badamachhapur PUPS	Asbestos roofed house	Class room	Yes	Yes	Firewood
8	Gobindapur NUPS	Asbestos roofed house	SHG house	Yes	No	Firewood
9	Bira Narasinghapur PS	NGO's own kitchen	NGO's own store room	Yes	Yes	Diesel
10	Othaka UGUPS	Asbestos roofed house	School store room	Yes	Yes	Firewood
11	Praharajpur PS	Asbestos roofed house	School store room	Yes	Yes	Firewood
12	Rench Sasan PS	-	School store room	Yes	Yes	Firewood
13	Bhatabandha NUPS	Open space	School store room	Yes	Yes	Firewood
14	Amareswar UPS	-	HM's room	Yes	Yes	Firewood
15	Madhuban UGUPS	NGO's own kitchen	NGO's own store room	Yes	Yes	Diesel
16	Sevaksahi PS	NGO's own kitchen	NGO's own store room	Yes	Yes	Diesel
17	Konark Residential Sevashram	Asbestos roofed house	School store room	Yes	Yes	Gas
18	Bhairipur UGUPS	Asbestos roofed house	Class room	Yes	Yes	Firewood
19	Gop CPS	-	SHG house	Yes	Yes	Firewood
20	Bantaligram NUPS	Asbestos roofed house	SHG house	Yes	No	Firewood
21	Satyabadi UGUPS	NGO's own kitchen	NGO's own store room	Yes	Yes	Diesel
22	Sri Ramchandrapur NUPS	NGO's own kitchen	NGO's own store room	Yes	Yes	Diesel
23	Alarpur PUPS	Tile roofed house	-	Yes	Yes	Firewood
24	Kalikabadi PS	Open space	Class room	Yes	Yes	Firewood
25	Kathua Aredi PUPS	Asbestos roofed house	Class room	Yes	No	Firewood
26	Rebana Nuagaon NUPS	School verandah	Class room	Yes	Yes	Firewood
27	Water Works Road PUPS	NGO's own kitchen	NGO's own store room	Yes	Yes	Diesel
28	Matsyajibi UPS	Asbestos roofed house	Class room	Yes	No	Firewood
29	Satapada CPS	Asbestos roofed house	-	Yes	Yes	Firewood
30	Harachandi Sahi PS	NGO's own kitchen	NGO's own store room	Yes	Yes	Diesel
31	Bira Harekrushnapur UGUPS	NGO's own kitchen	NGO's own store room	Yes	Yes	Diesel
32	Kanti NUPS	Asbestos roofed house	-	Yes	Yes	Firewood
33	Sastrijee NUPS	Asbestos roofed house	School store room	Yes	No	Firewood
34	Teisipur NUPS	Asbestos roofed house	SHG house	Yes	Yes	Firewood
35	Podanga PUPS	Tin roofed house	School store room	Yes	Yes	Firewood
36	Bhikaripada PS	NGO's own kitchen	NGO's own store room	Yes	Yes	Diesel
37	Sehana Vihar PS	NGO's own kitchen	NGO's own store room	Yes	Yes	Diesel
38	Kumbharpada PS	NGO's own kitchen	NGO's own store room	Yes	Yes	Diesel
39	Bharat Sevashram Sangha UGUPS	NGO's own kitchen	NGO's own store room	Yes	Yes	Diesel
40	Practising UGUPS	-	School store room	Yes	Yes	Firewood

*1) No. of schools having potable water facility for cooking and drinking = 40

2) No. of schools having adequate utensils for cooking = 35

3) Alternative arrangement of cooking = NGO's own kitchen (16 schools), tin/tile/asbestos roofed house (15 schools), open place (03 schools), school verandah (01 school)

4) Alternative arrangement of storing = NGO's own store room (16 schools), SHG house (04 schools), HM's room / classroom/

store room of school (17 schools)

11. Safety and Hygiene:

Table 11.1: Schoolwise status on safety and hygiene relating to MDM

Sl. No.	School name	General impression on hygiene of school campus	Children are encouraged to wash hands before and after eating	Children partake meals in an orderly manner	Children conserve water while washing hands and utensils	Cooking process and storage of fuel is safe from fire hazard
1	Pratap Ramchandrapur NUPS	Clean	Yes	Yes	Yes	Yes
2	Badahata PS	Clean	Yes	Yes	Yes	Yes
3	Biragobindapur PUPS	Clean	Yes	Yes	Yes	Yes
4	Katyayani NUPS	Clean	Yes	Yes	Yes	Yes
5	Bhanapur UGUPS	Clean	Yes	Yes	Yes	Yes
6	Andhiasahi PS	Clean	Yes	Yes	Yes	Yes
7	Badamachhapur PUPS	Clean	Yes	Yes	Yes	Yes
8	Gobindapur NUPS	Clean	Yes	Yes	Yes	Yes
9	Bira Narasinghapur PS	Clean	Yes	Yes	Yes	Yes
10	Othaka UGUPS	Clean	Yes	Yes	Yes	Yes
11	Praharajpur PS	Clean	Yes	Yes	Yes	Yes
12	Rench Sasan PS	Clean	Yes	Yes	Yes	Yes
13	Bhatabandha NUPS	Clean	Yes	Yes	Yes	Yes
14	Amareswar UPS	Clean	Yes	Yes	Yes	Yes
15	Madhuban UGUPS	Clean	Yes	Yes	Yes	Yes
16	Sevaksahi PS	Clean	Yes	Yes	Yes	Yes
17	Konark Residential Sevashram	Clean	Yes	Yes	Yes	Yes
18	Bhairipur UGUPS	Not clean	Yes	Yes	Yes	No
19	Gop CPS	Clean	Yes	Yes	Yes	Yes
20	Bantaligram NUPS	Clean	Yes	Yes	Yes	Yes
21	Satyabadi UGUPS	Not clean	Yes	Yes	Yes	Yes
22	Sri Ramchandrapur NUPS	Clean	No	Yes	Yes	Yes
23	Alarpur PUPS	Clean	Yes	Yes	Yes	Yes
24	Kalikabadi PS	Clean	Yes	Yes	Yes	Yes
25	Kathua Aredi PUPS	Clean	Yes	Yes	Yes	Yes
26	Rebana Nuagaon NUPS	Clean	Yes	Yes	Yes	Yes
27	Water Works Road PUPS	Clean	Yes	Yes	Yes	Yes
28	Matsyajibi UPS	Clean	Yes	Yes	Yes	Yes
29	Satapada CPS	Clean	Yes	Yes	Yes	Yes
30	Harachandi Sahi PS	Not clean	Yes	Yes	Yes	Yes
31	Bira Harekrushnapur UGUPS	Clean	Yes	Yes	Yes	Yes
32	Kanti NUPS	Clean	Yes	Yes	Yes	Yes
33	Sastrijee NUPS	Clean	Yes	Yes	Yes	No
34	Teisipur NUPS	Clean	Yes	Yes	Yes	Yes
35	Podanga PUPS	Clean	Yes	Yes	Yes	Yes
36	Bhikaripada PS	Clean	Yes	Yes	Yes	Yes
37	Sehana Vihar PS	Clean	Yes	Yes	Yes	Yes
38	Kumbharpada PS	Not clean	Yes	Yes	Yes	Yes
39	Bharat Sevashram Sangha UGUPS	Clean	Yes	Yes	Yes	Yes
40	Practising UGUPS	Clean	Yes	Yes	Yes	Yes

*1) No. of schools having clean school campus = 36

2) No. of schools where children are encouraged to wash hands before and after eating = 39

3) No. of schools where water is conserved by children while washing hands and utensils = 40

4) No. of schools where cooking process and storage of fuel is safe from fire hazard = 38

5) No. of schools where children partake meals in an orderly manner = 40

12. Community Participation:

Table 12.1: Schoolwise status on community participation in MDM supervision and monitoring

Sl. No.	School name	Extent of participation in MDM supervision and monitoring by			Roster maintained by community for MDM supervision
		Parents	VEC	PRI /ULB	
1	Pratap Ramchandrapur NUPS	Occasionally	Every day	Occasionally	No
2	Badahata PS	Occasionally	Occasionally	Not at all	No
3	Biragobindapur PUPS	Occasionally	Every day	Occasionally	No
4	Katyayani NUPS	Not at all	Occasionally	Not at all	No
5	Bhanapur UGUPS	Occasionally	Occasionally	Occasionally	No
6	Andhiasahi PS	Occasionally	Occasionally	Occasionally	No
7	Badamachhapur PUPS	Occasionally	Every day	Occasionally	No
8	Gobindapur NUPS	Occasionally	Every day	Occasionally	No
9	Bira Narasinghapur PS	Occasionally	Every day	Occasionally	No
10	Othaka UGUPS	Occasionally	Occasionally	Occasionally	No
11	Praharajpur PS	Occasionally	Every day	Occasionally	No
12	Rench Sasan PS	Occasionally	Occasionally	Occasionally	No
13	Bhatabandha NUPS	Occasionally	Occasionally	Occasionally	No
14	Amarewar UPS	Occasionally	Occasionally	Occasionally	No
15	Madhuban UGUPS	Occasionally	Occasionally	Occasionally	No
16	Sevaksahi PS	Occasionally	Every day	Occasionally	No
17	Konark Residential Sevashram	Not at all	Not at all	Not at all	No
18	Bhairipur UGUPS	Occasionally	Every day	Occasionally	No
19	Gop CPS	Occasionally	Every day	Occasionally	No
20	Bantaligram NUPS	Occasionally	Occasionally	Not at all	No
21	Satyabadi UGUPS	Occasionally	Occasionally	Occasionally	No
22	Sri Ramchandrapur NUPS	Occasionally	Not at all	Not at all	No
23	Alarpur PUPS	Every day	Every day	Occasionally	No
24	Kalikabadi PS	Every day	Occasionally	Not at all	No
25	Kathua Aredi PUPS	Every day	Occasionally	Not at all	No
26	Rebana Nuagaon NUPS	Occasionally	Every day	Not at all	No
27	Water Works Road PUPS	Every day	Every day	Occasionally	No
28	Matsyajibi UPS	Occasionally	Every day	Occasionally	No
29	Satapada CPS	Occasionally	Occasionally	Occasionally	No
30	Harachandi Sahi PS	Occasionally	Every day	Occasionally	No
31	Bira Harekrushnapur UGUPS	Occasionally	Every day	Not at all	No
32	Kanti NUPS	Occasionally	Every day	Occasionally	No
33	Sastrijee NUPS	Not at all	Every day	Not at all	No
34	Teisipur NUPS	Occasionally	Not at all	Occasionally	No
35	Podanga PUPS	Occasionally	Occasionally	Occasionally	No
36	Bhikaripada PS	Occasionally	Occasionally	Occasionally	No
37	Sehana Vihar PS	Every day	Occasionally	Not at all	No
38	Kumbharpada PS	Every day	Every day	Occasionally	No
39	Bharat Sevashram Sangha UGUPS	Every day	Every day	Occasionally	No
40	Practising UGUPS	Occasionally	Occasionally	Occasionally	No

*1) No. of schools where parents supervise and monitor MDM daily = 37

2) No. of schools where VEC supervise and monitor MDM daily = 37

3) No. of schools where PRI /ULB supervise and monitor MDM daily = 29

4) No. of schools where community has maintained a roster for MDM supervision = Nil

Table 12.2: Schoolwise opinion of community leaders on MDM programme

Sl. No.	School name	Quantity of MDM per child at primary level	Quantity of MDM per child at upper primary level	Overall impression of MDM programme	From where do you know about MDM?
1	Pratap Ramchandrapur NUPS	Very good	Very good	Good	Friend
2	Badahata PS	Excellent	-	Quite Satisfactory	School, Television
3	Biragobindapur PUPS	Satisfactory	Satisfactory	Satisfactory	Teacher
4	Katyayani NUPS	Excellent	Excellent	Quite Satisfactory	School, Television, DSWO
5	Bhanapur UGUPS	Very good	Very good	Satisfactory	Villagers
6	Andhiasahi PS	Very good	-	Good	Teacher
7	Badamachhapur PUPS	Very good	Very good	Satisfactory	Teacher
8	Gobindapur NUPS	Good	Good	Good	Teacher
9	Bira Narasinghapur PS	Excellent	-	Quite Satisfactory	Teacher
10	Othaka UGUPS	Very good	Very good	Satisfactory	Teacher
11	Praharajpur PS	Very good	-	Satisfactory	Teacher
12	Rench Sasan PS	Very good	-	Satisfactory	Teacher
13	Bhatabandha NUPS	Very good	Very good	Good	Teacher
14	Amareswar UPS	Very good	Very good	Good	Teacher
15	Madhuban UGUPS	Very good	Very good	Quite Satisfactory	School Television
16	Sevaksahi PS	Very good	-	Satisfactory	Teacher
17	Konark Residential Sevashram	Very good	Very good	Satisfactory	Teacher
18	Bhairipur UGUPS	Poor	Poor	Satisfactory	School
19	Gop CPS	Very good	-	Satisfactory	Newspaper
20	Bantaligram NUPS	Very good	Very good	Satisfactory	Teacher
21	Satyabadi UGUPS	Very good	Very good	Good	Newspaper, teacher
22	Sri Ramchandrapur NUPS	Excellent	Excellent	Quite Satisfactory	Teacher
23	Alarpur PUPS	Good	Good	Good	Teacher, school, television
24	Kalikabadi PS	Good	-	Satisfactory	Teacher
25	Kathua Aredi PUPS	Very good	Very good	Satisfactory	Teacher
26	Rebana Nuagaon NUPS	Good	Good	Good	Teacher, school, television
27	Water Works Road PUPS	Satisfactory	Satisfactory	Satisfactory	Teacher
28	Matsyajibi UPS	-	Satisfactory	Satisfactory	Teacher
29	Satapada CPS	Satisfactory	-	Good	Teacher
30	Harachandi Sahi PS	Very good	-	Quite Satisfactory	School
31	Bira Harekrushnapur UGUPS	Very good	Satisfactory	Quite Satisfactory	Teacher
32	Kanti NUPS	Satisfactory	Satisfactory	Satisfactory	Teacher
33	Sastrijee NUPS	Good	Good	Average	Teacher
34	Teisipur NUPS	Good	Good	Good	Teacher, school
35	Podanga PUPS	Good	Good	Good	School
36	Bhikaripada PS	Very good	-	Satisfactory	Teacher
37	Sehana Vihar PS	Very good	-	Good	Teacher
38	Kumbharpada PS	Very good	-	Good	Teacher, school
39	Bharat Sevashram Sangha UGUPS	Very good	Very good	Good	Teacher
40	Practising UGUPS	Very good	Very good	Good	Teacher

*1) No. of schools where community has opined that quantity of MDM at primary level is very good / excellent = 27

2) No. of schools where community has opined that quantity of MDM at upper primary level is very good / excellent = 15

3) No. of schools where overall impression of community on MDM is satisfactory / quite satisfactory = 24

13. Inspection and Supervision:

Table 13.1: Schoolwise status on inspection and supervision of MDM programme by MDM officials since 1-7-10

Sl. No.	School name	Inspection/supervision done by State level officials		Inspection/supervision done by District level officials		Inspection/supervision done by Block level officials	
		No. of times done	Remarks given as	No. of times done	Remarks given as	No. of times done	Remarks given as
1	Pratap Ramchandrapur NUPS	Nil	-	1	No remarks	Nil	-
2	Badahata PS	Nil	-	Nil	-	Nil	-
3	Biragobindapur PUPS	1	No remarks	Nil	-	01	No remarks
4	Katyayani NUPS	Nil	-	Nil	-	Nil	-
5	Bhanapur UGUPS	Nil	-	Nil	-	Nil	-
6	Andhiasahi PS	Nil	-	Nil	-	Nil	-
7	Badamachhapur PUPS	Nil	-	Nil	-	Nil	-
8	Gobindapur NUPS	Nil	-	Nil	-	2	No remarks
9	Bira Narasinghapur PS	Nil	-	Nil	-	2	No remarks
10	Othaka UGUPS	Nil	-	Nil	-	Nil	-
11	Praharajpur PS	Nil	-	Nil	-	Nil	-
12	Rench Sasan PS	Nil	-	Nil	-	Nil	-
13	Bhatabandha NUPS	Nil	-	Nil	-	1	Every day cook MDM
14	Amarewar UPS	Nil	-	Nil	-	Nil	-
15	Madhuban UGUPS	Nil	-	Nil	-	Nil	-
16	Sevaksahi PS	Nil	-	Nil	-	Nil	-
17	Konark Residential Sevashram	Nil	-	1	No remarks	Nil	-
18	Bhairipur UGUPS	Nil	-	Nil	-	2	No remarks
19	Gop CPS	2	Prepare MDM in kitchen room	Nil	-	Nil	-
20	Bantaligram NUPS	Nil	-	Nil	-	Nil	-
21	Satyabadi UGUPS	Nil	-	Nil	-	Nil	-
22	Sri Ramchandrapur NUPS	Nil	-	Nil	-	Nil	-
23	Alarpur PUPS	Nil	-	Nil	-	Nil	-
24	Kalikabadi PS	Nil	-	Nil	-	3	No remarks
25	Kathua Aredi PUPS	Nil	-	Nil	-	Nil	-
26	Rebana Nuagaon NUPS	Nil	-	Nil	-	Nil	-
27	Water Works Road PUPS	Nil	-	Nil	-	Nil	-
28	Matsyajibi UPS	1	No remarks	Nil	-	Nil	-
29	Satapada CPS	Nil	-	Nil	-	Nil	-
30	Harachandi Sahi PS	Nil	-	Nil	-	Nil	-
31	Bira Harekrushnapur UGUPS	Nil	-	-	-	Nil	-
32	Kanti NUPS	Nil	-	Nil	-	7	No remarks
33	Sastrijee NUPS	Nil	-	Nil	-	Nil	-
34	Teisipur NUPS	Nil	-	Nil	-	Nil	-
35	Podanga PUPS	Nil	-	Nil	-	2	Good
36	Bhikaripada PS	Nil	-	Nil	-	Nil	-
37	Sehana Vihar PS	Nil	-	Nil	-	Nil	-
38	Kumbharpada PS	Nil	-	Nil	-	Nil	-
39	Bharat Sevashram Sangha UGUPS	Nil	-	Nil	-	Nil	-
40	Practising UGUPS	3	Satisfied	Nil	-	1	No remarks

*1) No. of schools inspected/supervised by State level officials since 1-7-10 = 04

2) No. of schools where inspected/supervised by District level officials since 1-7-10 = 02

3) No. of schools where inspected/supervised by Block level officials since 1-7-10 = 09

14. Impact:

Table 14.1: Schoolwise opinion of parents, teachers and students on impact of MDM

Sl. No.	School name	MDM has improved the enrollment and attendance of children	MDM has improved the general health of children	MDM has improved the nutritional status of children
1	Pratap Ramchandrapur NUPS	Yes	Yes	Yes
2	Badahata PS	Yes	Yes	Can not say
3	Biragobindapur PUPS	Yes	Yes	Yes
4	Katyayani NUPS	Yes	Yes	Can not say
5	Bhanapur UGUPS	Yes	Yes	Yes
6	Andhiasahi PS	Yes	Yes	Yes
7	Badamachhapur PUPS	Yes	Yes	Yes
8	Gobindapur NUPS	Yes	Yes	Yes
9	Bira Narasinghapur PS	Yes	Yes	Yes
10	Othaka UGUPS	Yes	Yes	Yes
11	Praharajpur PS	Yes	Yes	Yes
12	Rench Sasan PS	Yes	Yes	Yes
13	Bhatabandha NUPS	Yes	Yes	Yes
14	Amareswar UPS	Yes	Yes	Yes
15	Madhuban UGUPS	Yes	Yes	Can not say
16	Sevaksahi PS	Yes	Yes	Yes
17	Konark Residential Sevashram	Yes	Yes	Yes
18	Bhairipur UGUPS	Yes	Yes	Can not say
19	Gop CPS	Yes	Yes	Yes
20	Bantaligram NUPS	Yes	Yes	Yes
21	Satyabadi UGUPS	Yes	Yes	Yes
22	Sri Ramchandrapur NUPS	Yes	Yes	Can not say
23	Alarpur PUPS	Yes	Yes	Yes
24	Kalikabadi PS	Yes	Yes	Yes
25	Kathua Aredi PUPS	Yes	No	Yes
26	Rebana Nuagaon NUPS	No	No	No
27	Water Works Road PUPS	Yes	Yes	Yes
28	Matsyajibi UPS	Yes	Yes	Yes
29	Satapada CPS	Yes	No	Yes
30	Harachandi Sahi PS	Yes	Yes	Can not say
31	Bira Harekrushnapur UGUPS	Yes	Yes	Yes
32	Kanti NUPS	Yes	Yes	Yes
33	Sastrijee NUPS	Yes	Yes	Can not say
34	Teisipur NUPS	Yes	Yes	Yes
35	Podanga PUPS	Yes	Yes	No
36	Bhikaripada PS	Yes	Yes	Yes
37	Sehana Vihar PS	Yes	Yes	Can not say
38	Kumbharpada PS	Yes	Yes	Yes
39	Bharat Sevashram Sangha UGUPS	No	No	Can not say
40	Practising UGUPS	Yes	Yes	Yes


*1) No. of schools where parents, teachers and students have opined that MDM has improved students' enrollment and attendance =38

2) No. of schools where parents, teachers and students have opined that MDM has improved general health of children =36

3) No. of schools where parents, teachers and students have opined that MDM has improved nutritional status of children = 29

**DISTRICT PROJECT OFFICE,
SARVA SHIKSHA ABHIYAN, PURI**

Phone: 06752-229275
Fax: 06752-233095



E-mail: purimis@opepa.in
dpcpuri@opepa.in

Letter No: _____

Date: _____

From

Avaya Kumar Nayak, OAS
District Project Co-ordinator.
SSA, Puri.

To

All the BRC Coordinators,
SSA, Puri.

Sub: Monitoring of SSA & MDM activities during 1.10.2010 to 31.03.2011- Regarding Sir,

In inviting a reference to the subject cited above, I am to inform you that the monitoring team of NKC Centre for Development Studies, Bhubaneswar (Monitoring Institute) shall visit to the selected 40 schools (copy enclosed) for data collection. You are requested to intimate the HM/VEC/ MDM provider of the concerned schools to remain present during the date of their visit to school and co-operate in providing necessary data. You are also requested to intimate the matter at all CRCC of your Block and do the needful at your end.

Yours' faithfully

**District Project Coordinator
S.S.A, Puri**

Memo. No.....// Dated.....//

Copy submitted to Addl. Director (Planning), OPEPA for favour of kind information.

**District Project Coordinator
SSA, Puri**

Memo. No. 115.....// Dated. 15.11.11.....//

Copy submitted to the Nodal officer, NKCCDS (Monitoring SSA & MDM), Bhubaneswar for kind information & necessary action.

**District Project Coordinator
SSA, Puri**

Memo. No.....// Dated.....//

Copy submitted to P.A. to Collector, Puri for favour of kind information of Collector.

**District Project Coordinator
SSA, Puri**

Memo. No.....// Dated.....//

Copy to D.I. of Schools, Puri/Pipili/ Nimapara for information & necessary action.

**District Project Coordinator
SSA, Puri**

**40 SAMPLE SCHOOLS FOR MONITORING OF SSA ACTIVITIES & MDM PROGRAMME IN PURI DISTRICT D.O.
01.10.2010 TO 31.03.2011 BY NKC CENTER FOR DEVELOPMENT STUDIES,
BHUBANESWAR (MONITORING INSTITUTE)**

S. No.	Name of the School	Name of the Block/ ULB	Category	Date of Visit	Remarks
1	Pratap Ramachandrapur NUPS	Puri Sadar Block		2.2.2011	
2	Badahata P.S	Satyabadi Block		03.02.2011	SC/ST
3	Biragobindapur PUPS	Satyabadi Block		03.02.2011	SC/ST
4	Katyayani NUPS	Puri Sadar Block	CAL	02.02.2011	
5	Bhanapur UGUPS	Nimapara Block		10.02.2011	
6	Andhiasahi P.S	Nimapara NAC		03.02.2011	
7	Badamachhapur PUPS	Nimapara Block	CWSN	11.02.2011	
8	Gobindapur NUPS	Pipili Block	CWSN	01.02.2011	
9	Bira Narasinghapur P.S	Puri Sadar Block		02.02.2011	
10	Othaka UGUPS	Kakatpur Block	CWSN	01.02.2011	
11	Praharajpur P.S	Kakatpur Block		03.02.2011	
12	Rench Sasan P.S	Nimapara Block		10.02.2011	
13	Bhatabandha NUPS	Nimapara Block		11.02.2011	
14	Amareswar UPS	Nimapara Block		01.02.2011	
15	Madhuban UGUPS	Satyabadi Block	NRSTC	04.02.2011	OOOC
16	Sevaksahi P.S	Satyabadi Block		03.02.2011	SC/ST
17	Konark Residential Sevasram	Konark NAC		02.02.2011	SC/ST
18	Bhairipur UGUPS	Gop Block		05.02.2011	
19	Gop CPS	Gop Block	NRSTC	04.02.2011	OOOC
20	Bantaligram NUPS	Gop Block		04.02.2011	
21	Satyabadi UGUPS	Satyabadi Block		04.02.2011	
22	Sri Ramachandrapur NUPS	Satyabadi Block		03.02.2011	
23	Alarpur PUPS	Brahmagiri Block		11.02.2011	
24	Kalikabadi P.S	Brahmagiri Block		11.02.2011	
25	Kathua Aredi PUPS	Brahmagiri Block		10.02.2011	
26	Rebana Nuagaon NUPS	Brahmagiri Block		10.02.2011	
27	Water Works Road PUPS	Puri MPL	NRSTC	05.02.2011	OOOC
28	Matsyajibi UPS	Krushnaprasad Block		04.02.2011	SC/ST
29	Satapada CPS	Krushnaprasad Block		04.02.2011	SC/ST
30	Harachandi Sahi P.S	Puri MPL	Civil Works	05.02.2011	
31	Bira Harekrushnapur UGUPS	Puri Sadar Block		05.02.2011	
32	Kanti NUPS	Pipili Block		01.02.2011	
33	Sastrijee NUPS	Pipili Block		01.02.2011	
34	Teisipur NUPS	Pipili Block		01.02.2011	
35	Podanga PUPS	Pipili Block		01.02.2011	
36	Bhikarpada P.S	Puri Sadar Block		02.02.2011	
37	Sechan Vihar P.S	Puri MPL	NPEGEL	02.02.2011	UDC
38	Kumbharpada P.S	Puri MPL	Civil Works	03.02.2011	
39	Bharat Sevashram Sangha UGUPS	Puri MPL	CAL	04.02.2011	
40	Practising UGUPS	Nimapara NAC	CAL	02.02.2011	

- NB: 1. KGBV is not operating in the district.
2. Residential Special Training Center are not proposed in AWP & B 2010-11 of the district.
3. Non Residential Special Training Centers shall be opened after obtaining approval of SPO in 2010-11.

(Signature)
Nodal Officer, NCDS
(Monitoring SSA & MDM Programme)

(Signature)
District Project Coordinator
SSA, Puri

KHORDHA DISTRICT

Introduction:

Khordha is the most literate District of ODISHA State. It has 1975 number of schools covered under SSA. The District office concerned with MDM scheme is located at Khordha town. In order to implement MDM activities, District as well as Block level officials have been engaged. Besides, the teachers, VEC members and PRI members are also allowed to supervise the MDM scheme at school level. As per the MDM guidelines, food grains (rice, and dal), condiments and oil are provided to the SHG, VEC, NGO who prepares and provides MDM purchasing vegetables and fuel. The cost of vegetables and fuel are paid subsequently. Eggs and mealmakers are also provided by suppliers to schools as per the MDM guidelines circulated by the District authorities.

Procedure and criteria adopted for selection of sample schools:

As per the MoU and ToR, 40 schools have been identified in discussion with the DPO staffs of Sarva Shiksha Abhiyan of the District on 18-1-2011 for monitoring MDM activities at school level. The guidelines mentioned in the ToR have been followed. The 40 schools include 8 urban schools and 32 rural schools. The school wise details of criteria basing upon which the sample schools have been identified have been reflected in the DPO's letter no. **149 SSA (K)** dtd. **18-01-2011** placed at page 38. Out of the 40 sample schools, 15 are primary schools (PS) and the rest upper primary schools (UPS). Each of the 40 sample schools has been visited by 01 of the members of the monitoring team who has spent 01 full day at the school to gather MDM related data as per the format prescribed by the MHRD, GoI. The Nodal Officer has also visited one-third of the 40 sample schools as per the ToR. The data have been obtained by interacting with children, teachers, cook, helper, SHG/VEC/NGO providing MDM at school point and by observing the process of MDM preparation, storage and distribution. The data then have been cross-checked, cleaned and tabulated for analysis in respect of different aspects of the MDM scheme.

Mid-Day Meal Scheme:

(i)	Name of the Monitoring Institution	NCDS
(ii)	Period of the report	1-10-2010 to 31-3-2011
(iii)	Name of the District	KHORDHA
(iv)	Date of visit to the Districts/EGS/Schools	20-1-2011 to 28-1-2011

1.	<p><u>REGULARITY IN SERVING MEAL:</u> Whether the school is serving hot cooked meal daily? If there was interruption, what was the extent and reasons for the same?</p>		Students, Teachers & Parents																		
	<p>The MI has visited 40 schools and has found that hot cooked meal is served in every school. In 10 of these schools during 1-7-2010 to 31-12-2010, provision of MDM has been stopped for some days (for school wise details, see Table 1.1 at page 40). The reason for interruption of MDM provision are: (1) lack of dal, (2) bad weather, (3) lack of fuel, (4) less attendance of students, (5) illness of helper, etc.(For school wise details, see Table 1.1).</p>																				
2.	<p><u>TRENDS:</u> Extent of variation (As per school records vis-à-vis Actuals on the day of visit)</p> <table border="1"> <thead> <tr> <th>No.</th> <th>Details</th> <th>On the day of visit</th> </tr> </thead> <tbody> <tr> <td>i.</td> <td>Enrollment</td> <td>8768</td> </tr> <tr> <td>ii.</td> <td>No. of children opted for MDM</td> <td>8590</td> </tr> <tr> <td>iii.</td> <td>No. of children attending the school on the day of visit</td> <td>6487</td> </tr> <tr> <td>iv.</td> <td>No. of children availing MDM as per MDM Register</td> <td></td> </tr> <tr> <td>v.</td> <td>No. of children actually availing MDM on the day of visit</td> <td>5525</td> </tr> </tbody> </table>		No.	Details	On the day of visit	i.	Enrollment	8768	ii.	No. of children opted for MDM	8590	iii.	No. of children attending the school on the day of visit	6487	iv.	No. of children availing MDM as per MDM Register		v.	No. of children actually availing MDM on the day of visit	5525	School level registers, MDM Registers Head Teachers, Schools level MDM functionaries / Observation of the monitoring team.
	No.	Details	On the day of visit																		
i.	Enrollment	8768																			
ii.	No. of children opted for MDM	8590																			
iii.	No. of children attending the school on the day of visit	6487																			
iv.	No. of children availing MDM as per MDM Register																				
v.	No. of children actually availing MDM on the day of visit	5525																			
<p>Many children do not get MDM because they do not come to schools. In urban areas, some children who have come to schools do not take MDM. In the 40 sample schools, 8768 children have been enrolled but 8590 have opted for MDM. On the day of MI's visit 6487 children (75.5%) have attended the school but 5525 (64.3%) children have taken MDM (For school wise details, see Table 2.1 at page 41).</p>																					

3.	<u>REGULARITY IN DELIVERING FOOD GRAINS TO SCHOOL LEVEL:</u>		School level registers, MDM Registers, Head Teacher, School level MDM functionaries.
	(i) Is school receiving food grain regularly? If there is delay in delivering food grains, what is the extent of delay and reasons for the same?		
	Out of the 40 sample schools, 36 schools have received the food grains regularly during in 2010-11. In 04 schools food grains have been received in 02 months delay (For school wise details, see Table 3.1 at page 42). The reason for delay could not be said by the Head Teacher		
	(ii) Is buffer stock of one-month's requirement is maintained?		School level registers, MDM Registers, Head Teacher, School level MDM functionaries
	There is a buffer stock of one month's requirement of food grains in only 26 out of the 40 sample schools (For school wise details see, Table 3.1).		
	(iii) Is the quantity of food grains supplied as per the marked / indicated weight ?		School level registers, MDM Registers, Head Teacher, School level MDM functionaries
In 32 out of 40 schools, food grains have been supplied less than the marked weight of the bag (i.e. 50kg). Rice has been received less up to 2 to 10kg. per 50kg. bag and dal has been received less up to 1 to 8kg. per 50kg. bag. (For school wise details, see Table 3.1)			
(iv) Is the food grains delivered at the school?		School level registers, MDM Registers, Head Teacher, School level MDM functionaries	
Food grains are delivered at schools in 25 out of 40 sample schools. In 14 schools, the grains are delivered at SHG's house (For school wise details, see Table 3.1).			
(v) Is the quality of food grain good?		School level registers, MDM Registers, Head Teacher, School level MDM functionaries.	
In 36 out of 40 sample schools, both rice and dal received have been of good quality. Some times, worms have been found in rice in 01 school and in dal in 02 schools and dal has given foul smell sometimes in 01 school (for school wise details, see Table 3.2 at page 43).			
4.	<u>REGULARITY IN DELIVERING COOKING COST TO SCHOOL LEVEL:</u>		School level registers, MDM Registers, Head Teacher, School level MDM functionaries.
	(i) Is school receiving cooking cost in advance regularly? If there is delay in delivering cooking costm what is the extent of delay and reasons for it?		
None of the 40 sample schools has received the cooking cost in advance. The extent of delay of receiving cooking cost has ranged from 1 month to 2 years. The main reason of such delay has been long time taken by the Block Office in processing the bills submitted to get cooking expenditure by the SHGs / VECs (See Table 4.1 at page 44).			

	(ii) In case of delay, how schools manage to ensure that there is no disruption in the feeding programme?	School level registers, MDM Registers, Head Teacher, School level MDM functionaries.
	In case of delay, the SHGs have utilized their own fund; the HMs have utilized their own fund; and the VECs have utilized their own VEC fund (For school wise details, see Table 4.1 at page 44).	
	(iii) Is cooking cost paid by Cash or through banking channel?	School level registers, MDM Registers, Head Teacher, School level MDM functionaries.
	The cooking cost has been received either through bank or in cash or by cheque (for school wise details, see Table 4.1).	
5.	<u>SOCIAL EQUITY:</u> Did you observe any gender or caste or community discrimination in cooking or serving or seating arrangements?	Observations
	In none of the sample 40 schools, the MI has noticed any discrimination in cooking, serving and sitting arrangement for MDM basing upon gender, caste or community (For school wise details, see Table 5.1 at page 45).	
6.	<u>VARIETY OF MENU:</u> a. Has the school displayed its weekly menu, and is it able to adhere to the menu displayed?	Observations and discussion with children teachers, parents, VEC members, Gram Panchayat members and cooks.
	None of the 40 sample schools has displayed their weekly menu and none of them has prepared any weekly menu showing provision of different food items in different days. Hence MDM is nor prepared as per any weekly menu (for school wise details, see Table 6.1 at page 46)	
	b. Is there variety in the food served or is the same food served daily?	Observations and discussion with children teachers, parents, VEC members, Gram Panchayat members and cooks.
In all the 40 sample schools same food items (Bhata and Dalma) are provided to children daily. The food items are decided by the SHG where SHG provides MDM and in other case, HM decides (for school wise details see, Table 6.1).		

	c. Does the daily menu include rice / wheat preparation, dal and vegetables?	Observations and discussion with children teachers, parents, VEC members, Gram Panchayat members and cooks.
	In all 40 sample schools, the daily menu includes rice and dal. Vegetables are also part of daily menu in all schools (For school wise details, see Table 6.1).	
7.	<u>QUALITY & QUANTITY OF MEAL:</u> Feedback from children on	Observations of Investigation during MDM service
	i. Quality of meal:	
	In 38 out of 40 sample schools, children have appreciated the quality of both rice and dal (For school wise details, see Table 7.1 at page -----).	
	ii. Quantity of meal:	Observations of Investigation during MDM service
	In all 40 sample schools, children have appreciated the quantity of rice served to them whereas in 39 out of 40 schools, children have appreciated the quantity of dal served to them (For school wise details, see Table 7.1)	
iii. {If children were not happy Please give reasons and suggestions to improve.}	Observations of Investigation during MDM service	
The children have expressed unhappiness over the quality of rice and dal mainly because the grains have sometimes given bad smell and dal sometimes is not tasty. The dal is not appreciated because it is sometimes given in less quantity (For school wise details, see Table 7.1).		
8.	<u>SUPPLEMENTARY:</u> (i) Is there school Health Card maintained for each child?	Teachers, Students, School Record
	In only 08 out of the 40 sample schools, for each child a school health card has been maintained (For school wise details, see Table 8.1 at page 48).	
	(ii) No. of times health check up of children done since 1-7-2010.	
	Health check up of children has been done in 14 schools since 1-7-010 and it has been done 1 to 6 times in different schools (for school wise details, see Table 8.1).	
	(iii) Whether children are given micronutrients (Iron, folic acid, vitamin – A dosage) and de-worming medicine periodically?	Teachers, Students, School Record
In only 02 out of the 40 sample schools, iron tablets have been given periodically and in only 03 schools, Vitamin A tablets and de-worming tablets have been given periodically (for school wise details, see Table 8.1 at page 48).		


	(iv) Who administers these medicines and at what frequency?	Teachers, Students, School Record
	The medicines have been provided by the State Government.	
	(v) No. of times these medicines have been given since 1-7-2010.	
	The medicines have been given 6 times in 02 schools and 03 times in 01 school (See Table 8.1).	
9.	<u>STATUS OF COOKS:</u> (i) Who cooks and serves the meal? (Cook/helper appointed by the Department or Self Help Group, or NGO or Contractor)	Observations and discussion with children teachers, parents, VEC members, Gram Panchayat members and cooks.
	Out of the 40 sample schools, Cook and Helper have been engaged by SHG in 12 schools and in the rest of the schools by VEC / Department (For school wise details, see Table 9.1 at page 49).	
	(ii) Is the number of Cooks and Helpers engaged as per Govt. of India norms?	Observations and discussion with children teachers, parents, VEC members, Gram Panchayat members and cooks.
	(iii) What is remuneration paid to cooks/helpers?	Observations and discussion with children teachers, parents, VEC members, Gram Panchayat members and cooks.
	The Cook is paid Rs.600/- per month and the Helper is paid Rs.400/- per month in 36 out of the 40 sample schools. In other 04 schools, they are paid much less than this (For school wise details, see Table 9.1).	
	(iv). Are the remuneration paid to cooks/helpers regularly?	Observations and discussion with children teachers, parents, VEC members, Gram Panchayat members and cooks.
In no school, the Cook and Helper are paid their remuneration regularly. They get their remunerations with a delay of 2 to 15 months in different schools (For school wise details, see Table 9.1).		
(v) Social Composition of cooks /helpers? (SC/ST/OBE/Minority)	Observations and discussion with children teachers, parents, VEC members, Gram Panchayat members and cooks.	

	<p>In 38 out of the sample 40 schools, the Cook belongs to SC/ ST/ OBC/ minority community. In 37 schools, the Helper belongs to SC/ST/OBC/minority community (For school wise details, see Table 9.1).</p>	
10.	<p><u>INFRASTRUCTURE:</u> 1) Is a pucca kitchen shed-cum-store: (f) Constructed and in use (g) Constructed but not in use under (h) Under construction (i) Sanctioned, but constructed not started (j) Not sanctioned Any other (specify)</p>	<p>School records, discussion with head teacher, teacher, VEC, Gram Panchayat members.</p>
	<p>Out of the 40 sample schools, pucca kitchen shed is not sanctioned for 13 schools. In 03 schools a pucca kitchen shed-cum-store has been constructed and is in use both for cooking and storing. In 06 schools, it is constructed but is not used for cooking and in 12 schools it is constructed but not in used for storing. In 05 schools, it is under construction whereas in 05 schools it is sanctioned but the construction work has not started (For school wise details, see Table 10.1 at page 50).</p>	
	<p>2. Construction grant received under which scheme?</p>	
	<p>All the 27 schools who have got the sanction for constructing the kitchen-cum-store have got it under the MDM scheme (For school wise details, see Table 10.1).</p>	
11.	<p>3. Reason for not using the constructed kitchen-cum-store for cooking and storing</p>	
	<p>The constructed kitchen-cum-store is not used for cooking for space shortage (01 school), excess smoke (01 school), cooking in old kitchen (02 schools), keeping fuel (01 school), using as office room (01 school) and the same is not used for storing for space shortage (05 schools), fear of theft (06 schools) and using it as office room (01 school) (For school wise details, see Table 10.1).</p>	
	<p>In case the pucca kitchen shed is not available, where is the food being cooked and where are the food grains/other ingredients being stored.</p>	<p>Discussion with head teacher, teacher, VEC, Gram Panchayat members, Observation</p>

	<p>There are 29 schools out of the 40 sample schools where pucca kitchen is not used for cooking MDM. Out of these, in 10 schools, MDM is cooked in open place. In 01 school, it is cooked on school verandah. In 01 school, it is cooked in a thatched house whereas in 17 schools, it is cooked in an asbestos / tin / tile roofed house.</p> <p>There are 35 schools where MDM is not stored in a pucca kitchen-cum-store. Out of these, MDM is stored in SHG house in 12 schools, in VEC president's house in 01 school and in HM's room / classroom / stock room / office room of school in 22 schools (For school wise details, see Table 10.2 at page 51).</p>	
12.	Whether potable water is available for cooking and drinking purpose?	-do-
	In 38 out of 40 sample schools, portable water is available for cooking and drinking purpose (For school wise details, see Table 10.2).	
13.	Whether utensils used for king food are adequate?	Teachers/Organizer of MDM Programme
	In 29 out of 40 sample schools, adequate utensils are available for cooking MDM (For school wise details, see Table 10.2)	
14.	What is the kind of fuel used? (Gas based/firewood etc.)	Observation
	In 38 schools, firewood is used as fuel. In the rest 02 schools, gas is used as fuel (For school wise details, see Table 10.2).	
15.	<u>SAFETY & HYGIENE:</u> i. General Impression of the environment, Safety and hygiene:	Observation
	In 37 out of 40 sample schools, clean and safe environment exists (For school wise details, see Table 11.1 at page 52).	
	ii Are children encouraged to wash hands before and after eating	observation
	In 37 out of 40 sample schools children are encouraged by the teachers to wash hands before and after eating MDM. (For school wise details, see Table 11.1).	
	iii. Do the children partake meals in an orderly manner?	observation
	In all the 40 sample schools children are seen to partake MDM in an orderly manner (Table 11.1).	
	iv. Conservation of water?	Observation
In 39 out of 40 sample schools, children are found to conserve water (For school wise details, see Table 11.1).		

	v. Is the cooking process and storage of fuel safe, not posing any fire hazard?	observation
	In all the 40 sample schools, cooking and storage places are found to be safe from any fire hazard (Table 11.1).	
	COMMUNITY PARTICIPATION: 1) Extent of participation by Parents/ VECs /Panchayats / Urban bodies in daily supervision, monitoring, participation	Discussion with head teacher, teacher, VEC, Gram Panchayat members
	In 34 schools parents supervise and monitor the MDM. In 38 schools VEC and in 30 schools PRI/ULB supervise and monitor MDM (For school wise details, see Table 12.1 at page 53).	
	2) Any roster maintained by community for supervision of MDM?	
	Roster is not maintained in all 40 sample schools (Table 12.1).	
	3) (a) opinion of community on quantity of MDM per child at primary level	
	In 19 out of 40 sample schools, the community has opined that the quantity of MDM per child at primary level is very good / excellent (For school wise details, see Table 12.2).	
16.	(b) Opinion of community on quantity of MDM per child at upper primary level.	
	In 11 out of 40 sample schools, the community has opined that the quantity of MDM per child at upper primary level is very good / excellent (For school wise details, see Table 12.2 at page 54).	
	(c) Overall impression of MDM programme.	
	In 27 out of 40 sample schools, the overall impression of community on MDM is satisfactory / quite satisfactory (Table 12.2).	
	(d) From where do you know about MDM.	
	The community has known about MDM from various sources like school, TV, newspaper, teacher and villagers (For school wise details, see Table 12.2).	
	INSPECTION & SUPERVISION Has the mid day meal programme been inspected by any state/district/block level officers/officials?	School records, discussion with head teacher, teachers, VEC, Gram Panchayat members
17.	In 11 out of 40 sample schools, the Block level officers have inspected MDM programme whereas in 15 schools, the District level officers have inspected since 1-7-2010. In 01 schools, the State level officers have inspected MDM activities (For school wise details, see Table 13.1 at page 55).	

	<p>IMPACT</p> <p>Has the mid day meal improved the enrollment, attendance of children in school, general well being (nutritional status) of children? Is there any other incidental benefits due to serving cooked meal in schools.</p>	<p>School records, discussion with head teacher, teachers, students, VEC, Gram Panchayat members.</p>
<p>18.</p>	<p>In 37 out of 40 sample schools, parents, teachers and students have said that MDM contributes to improving enrollment and attendance of the children. In 32 schools, they have said that MDM has increased the general health of children. In 21 schools, they have said that MDM has increased the nutritional status of children (For school wise details, see Table 14.1 at page 56).</p>	



**DISTRICT PROJECT OFFICE,
SARVA SHIKSHA ABHIYAN, KHORDHA**


Letter No. 149 SSA(K) Date 18-01-11 /

From: Sri Manmath Kumar Pani, OAS
District Project Coordinator
SSA, Khordha

To All the BRC Coordinators,
SSA, Khordha

Sub: Monitoring of SSA & MDM activities during 01.10.2010 to 31.03.2011- Regarding


Sir,
In inviting a reference to the subject cited above, I am to inform you that the monitoring team of NKC Centre for Development Studies, Bhubaneswar (Monitoring Institute) shall visit to the selected 40 schools (copy enclosed) for data collection. You are requested to intimate the HM/VEC/MDM provider of the concerned schools to remain present during the date of their visit to school and co-operate in providing necessary data. You are also requested to intimate the matter to all CRCC of your Block and do the needful at your end.

Yours faithfully,

District Project Coordinator
SSA, Khordha.

Memo No. 150 SSA(K) Date 18-01-11 /
Copy submitted to Addl. Director (Planning), OPEPA for favour of kind information.


District Project Coordinator
SSA, Khordha.


Memo No. 151 SSA(K) Date 18-01-11 /
Copy submitted to the Nodal officer, NKCCDS (Monitoring SSA & MDM), Bhubaneswar for kind information & necessary action.

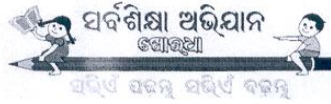

District Project Coordinator
SSA, Khordha.

Memo No. 152 SSA(K) Date 18-01-11 /
Copy submitted to P.A. to Collector, Khordha for favour of kind information of Collector.


District Project Coordinator
SSA, Khordha.

Memo No. 153 SSA(K) Date 18-01-11 /
Copy to DI of Schools, Khordha/ Bhubaneswar for information a& necessary action.


District Project Coordinator
SSA, Khordha.



40 SAMPLE SCHOOLS FOR MONITORING OF SSA ACTIVITIES & MDM PROGRAMME IN KHORDHA DISTRICT DURING 01.10.2010 TO 31.03.2011 BY NKC CENTER FOR DEVELOPMENT STUDIES, BHUBANESWAR (MONITORING INSTITUTE)

Sl. No.	Name of the School	Name of the Block/ ULB	Category	Date of Visit	Remarks
1	E- Colony PS	BMC	CWSN	20.01.11	UDC
2	Tangi PS	Tangi	CWSN	24.01.11	
3	Pratap Sasan PS	Balianta	CWSN	28.01.11	
4	S.N. UP School	BMC	NPEGEL	21.01.11	UDC
5	VSS Nagar UGUP School	BMC	NPEGEL	22.01.11	
6	Pratap Sasan UPS	Balianta	CAL	28.01.11	
7	Kaipadar Nodal UPS	Khordha	CAL	25.01.11	Minority
8	Dalak UGME School	Begunia	CAL	20.01.11	
9	IRC Village Sector 6 UPS	BMC	NRSTC	24.01.11	OOSC
10	Baghatangi PPS	Khordha	NRSTC	21.01.11	High SC/ST OOSC
11	Janata Nagar PPS	BMC	NRSTC	28.01.11	UDC OOSC
12	Ekamra Nagar PPS	BMC		25.01.11	UDC
13	Nayapalli Sevashram	BMC		27.01.11	High ST/SC
14	Tangiapada Sevashram	Khordha		27.01.11	High SC/ ST
15	Harihar Vidyapitha (UPS)	BMC		28.01.11	UDC
16	Lingipur UGUPS	BBSR	CIVIL WORK	27.01.11	
17	Nuapatana PS	Balianta	CIVIL WORK	21.01.11	
18	Balaramdev Bidyapitha	Tangi		24.01.11	
19	Deulatangi PUPS	Khordha		25.01.11	
20	Goda PS	Begunia		20.01.11	
21	Tapanga UPS	Khordha		21.01.11	
22	Nial UGME School	Khordha		27.01.11	
23	Barilo PS	Balipatana		22.01.11	
24	Nuapatana UPS Rathi jema PS	Balianta		21.01.11	
25	Joginath UPS	BBSR		27.01.11	
26	Nathpur PUPS	BBSR		25.01.11	
27	Sisupal Bhoisahi PS	BBSR		25.01.11	High SC/ST
28	Nakhaur UGUPS	BBSR		24.01.11	High SC/ST
29	Dhauri PUPS	BBSR		24.01.11	
30	Janla Nodal UPS	Jatani		27.01.11	
31	Ogalapada PS	Jatani		27.01.11	
32	Pichukuli Nodal UPS	Bolagada		25.01.11	
33	Sanapadar PS	Bolagada		24.01.11	
34	Sankarpur PS	Bolagada		24.01.11	
35	Barakul PS	Chilika		21.01.11	
36	Chhatragada UGUPS	Chilika		21.01.11	
37	Aleidiha PUPS	Banpur		20.01.11	
38	Mansingh MES	Banpur		20.01.11	
39	Dhanahara UGUPS	Balipatana		20.01.11	Minority
40	Balipatana PS	Balipatana		20.01.11	

- NB: 1. KGBV is not operating in the district.
 2. Residential Special Training Center are not proposed in AWP & B 2010-11 of the district.
 3. Non Residential Special Training Centers shall be opened after obtaining approval of SPO in 2010-11.

**Nodal Officer, NCDS
(Monitoring SSA & MDM Programme)**

**District Project Coordinator
SSA, Khordha**

* BRCC, Balianta reported that Nuapatana UPS belongs to BBSR Municipality area. Hence in lieu of it, he suggested to visit Rathi jema PS of Balianta Block. It has been intimated to the DPC, Khordha over phone by Dr. P. K. Acharya.

Khordha District

1. Regularity in Serving Meal:

Table 1.1: Schoolwise status on regularity in serving meal during 1-7-10 to 31-12-10

Sl. No.	School name	Hot cooked meal served daily	If no, what is served?	Period of school days (total no.) when meal was not served	Reasons for not serving hot cooked meal
1	E-Colony PS	Yes		5-8-10 to 7-8-10, 17-8-10 to 21-8-10, 25-8-10 to 28-8-10, 7-9-10 to 9-9-10, 13-9-10 to 15-9-10, 17-9-10 to 18-9-10, 25-9-10, 06-10-10, 9-10-10 (23 days)	Rain fall, bad weather
2	Tangi PS	Yes		No	
3	Pratap Sasan PS	Yes		a- 6-11-10 to 30-11-10 b- 10-12-10 (1 days)	a- Less of student. b- Lack of fuel.
4	S.N. UP School	Yes		14-7-10 to 17-7-10, 19-7-10 to 24-7-10, 26-7-10 to 29-7-10, 25-10-10 to 30-10-10, 1-11-10 to 4-11-10, 6-11-10, 8-11-10 to 12-11-10, 15-11-10 to 16-11-10, 18-11-10 to 20-11-10, 25-11-10, (36 days)	Lack of stock.
5	VSS Nagar UGUP School	Yes		No	-
6	Pratap Sasan UPS	Yes		No	-
7	Kaipadar Nodal UPS	Yes		No	-
8	Dalak UGME School	Yes		No	-
9	IRC Village Sector 6 UPS	Yes		2-12-10 to 4-12-10 (3 days)	Lack of dal
10	Baghatangi PPS	Yes		No	-
11	Janata Nagar PPS	Yes		13-1-11, 17-1-11 (2 days)	Lack of dal
12	Ekamra Nagar PPS	Yes		No	-
13	Nayapalli Sevashram	Yes		No	-
14	Tangiapada Sevashram	Yes		No	-
15	Harihara Bidyapitha (UPS)	Yes		No	-
16	Lingipur UGUPS	Yes		No	-
17	Nuapatana PS	Yes		No	-
18	Balaramdev Bidyapitha	Yes		No	-
19	Deulatangi PUPS	Yes		MDM register not available	-
20	Goda PS	Yes		No	-
21	Tapanga UPS	Yes		No	-
22	Nial UGME School	Yes		25-10-10 to 30-10-10 (6 days)	Lack of dal
23	Barilo PS	Yes		No	-
24	Rathijema PS	Yes		No	-
25	Joginath UPS	Yes		a- 9-8-10, 8-10-10 (2 days) b- 20-12-10 (1 day)	a- Went to receive salary from block office b- Less attendance of children
26	Nathpur PUPS	Yes		No	-
27	Sisupal Bhoisahi PS	Yes		a- 21-9-10 to 23-9-10 (3 days) b- 25-10-10 (1 day)	a- Lack of dal b- Took meal in the temple
28	Nakhaur UGUPS	Yes		a- 8-1-11, 15-1-11 (2 days) b- 4-12-10 (1 day) c- 23-8-10 to 26-8-10 (4 days) d- 18-9-10, 25-9-10, 6-11-10, 18-12-10 (4 days)	a- Illness of helper b- Lack of dal c- Lack of fuel d- Reason not mentioned in MDM register
29	Dhauri PUPS	Yes		No	-
30	Janla Nodal UPS	Yes		No	-
31	Ogalapada PS	Yes		No	-
32	Pichukuli Nodal UPS	Yes		No	-
33	Sanapadar PS	Yes		No	-
34	Sankarpur PS	Yes		No	-
35	Barakul PS	Yes		No	-
36	Chhatragad UGUPS	Yes		a- 4-12-10 (1 day) b- 8-11-10, 9-11-10 (2 days) c- 8-12-10 (1 day) d- 21-9-10 to 23-9-10 (3 days)	a- Absence of cook b- Lack of dal c- Rainfall d- Lack of fuel
37	Aleidiha PUPS	Yes		No	-
38	Mansingh MES	Yes		No	-
39	Dhanahara UGUPS	Yes		No	-
40	Balipatana PS	Yes		No	-

* 1) No. of schools that served MDM with interruption = 10

2) No. of schools serving hot cooked make daily =40

2. Trends:

Table 2.1: School wise status on trends of MDM consumption

Sl. No.	School name	No. of children enrolled	No. of children opted for MDM	No. of children attended school on visit day of MI	No. of children availed MDM as per MDM Register	No. of children actually availed MDM on visit day of MI	No. of children availed MDM on the day previous to the visit day of MI
1	E-Colony PS	251	251	155	26	30	28
2	Tangi PS	257	257	183	140	80	150
3	Pratap Sasan PS	150	150	120	119	80	92
4	S.N. UP School	174	174	129	129	128	120
5	VSS Nagar UGUP School	313	313	170	170	134	122
6	Pratap Sasan UPS	105	105	84	84	76	94
7	Kaipadar Nodal UPS	343	343	285	285	270	302
8	Dalak UGME School	252	252	210	210	217	210
9	IRC Village Sector 6 UPS	1225	1225	821	821	807	779
10	Baghatangi PPS	29	29	22	22	22	20
11	Janata Nagar PPS	271	271	215	215	160	230
12	Ekamra Nagar PPS	71	71	42	42	45	41
13	Nayapalli Sevashram	320	320	237	237	237	286
14	Tangiapada Sevashram	293	187	187	187	195	242
15	Harihara Bidyapitha (UPS)	201	201	79	Reg. not available	54	Reg. not available
16	Lingipur UGUPS	119	119	95	95	91	106
17	Nuapatana PS	182	182	156	156	152	163
18	Balaramdev Bidyapitha	339	339	292	292	205	238
19	Deulatangi PUPS	182	182	136	Reg. not available	84	Reg. not available
20	Goda PS	149	150 **	102	102	102	119
21	Tapanga UPS	86	86	75	75	74	58
22	Nial UGME School	225	152	152	152	152	156
23	Barilo PS	91	91	71	71	60	82
24	Rathijema PS	230	230	158	Reg. not available	28	Reg. not available
25	Joginath UPS	108	108	88	No entry	77	No entry
26	Nathpur PUPS	159	159	143	130	110	113
27	Sisupal Bhoisahi PS	60	60	42	20	13	30
28	Nakhaur UGUPS	160	160	136	136	96	123
29	Dhauri PUPS	80	80	50	50	40	50
30	Janla Nodal UPS	448	448	400	400	376	414
31	Ogalapada PS	152	152	115	113	100	119
32	Pichukuli Nodal UPS	176	176	143	143	138	133
33	Sanapadar PS	44	44	30	30	23	Stop, Dueto MSM
34	Sankarpur PS	127	127	101	101	88	116
35	Barakul PS	260	260	182	182	178	213
36	Chhatragad UGUPS	249	249	209	209	211	217
37	Aleidiha PUPS	303	303	252	252	250	240
38	Mansingh MES	176	176	125	110	118	130
39	Dhanahara UGUPS	228	228	155	155	104	159
40	Balipatana PS	180	180	140	120	120	140
	Total	8768	8590	6487		5525	

* 1) % of children attended school = 75.5

2) % of children actually availed MDM on visit day of MI= 64.3

** 1 child took TC but food grain for MDM for the child is still provided to the school.

3. Regularity in Delivering Food Grains to School Level:

Table 3.1: Schoolwise status on delivery of food gains

Sl. No.	School name	Receiving food grains regularly	Extent of delay in receiving food grains	Reasons of delay	Buffer stock of one month's need is kept	Quantity of food grains supplied as per the marked weight	Approximate kg. less supply per 50 kg. bag		Food grain is delivered at
							Rice	Dal	
1	E-Colony PS	Yes	-	-	Yes	Yes	-	-	SHG
2	Tangi PS	Yes	-	-	Yes	No	3 kg	5 kg	SHG
3	Pratap Sasan PS	Yes	-	-	Yes	No	5 kg	3 kg	SHG
4	S.N. UP School	No	2 months	Can't say	No	No	5 kg	8 kg	School
5	VSS Nagar UGUP School	Yes	-	-	No	Yes	-	-	School
6	Pratap Sasan UPS	Yes	-	-	Yes	Yes	-	-	School
7	Kaipadar Nodal UPS	Yes	-	-	Yes	No	2 kg	3 kg	School
8	Dalak UGME School	Yes	-	-	No	No	5 kg	5 kg	School
9	IRC Village Sector 6 UPS	Yes	-	-	No	No	3 kg	3 kg	SHG
10	Baghatangi PPS	Yes	-	-	Yes	No	5 kg	2 kg	Tapang PS
11	Janata Nagar PPS	Yes	-	-	No	No	5 kg	3 kg	SHG
12	Ekamra Nagar PPS	Yes	-	-	No	No	10 kg	5 kg	School
13	Nayapalli Sevashram	Yes	-	-	No	No	6 kg	-	SHG
14	Tangiapada Sevashram	Yes	-	-	Yes	Yes	-	-	School
15	Harihara Bidyapitha (UPS)	Yes	-	-	Yes	No	5 kg	3 kg	SHG
16	Lingipur UGUPS	Yes	-	-	Yes	Yes	-	-	School
17	Nuapatana PS	Yes	-	-	Yes	No	5 kg	-	School
18	Balaramdev Bidyapitha	Yes	-	-	Yes	No	5 kg	2 kg	School
19	Deulatangi PUPS	Yes	-	-	Yes	Yes	-	-	School
20	Goda PS	Yes	-	-	Yes	No	5 kg	2 kg	School
21	Tapanga UPS	No	2 months	Can't say	No	No	8 kg	3 kg	School
22	Nial UGME School	Yes	-	-	No	No	4 kg	-	School
23	Barilo PS	Yes	-	-	Yes	No	4 kg	-	SHG
24	Rathijema PS	Yes	-	-	No	No	4 kg	-	SHG
25	Joginath UPS	Yes	-	-	Yes	No	3 kg	2 kg	School
26	Nathpur PUPS	Yes	-	-	Yes	No	2 kg	1 kg	School
27	Sisupal Bhoisahi PS	Yes	-	-	No	Yes	-	-	School
28	Nakhaur UGUPS	Yes	-	-	Yes	No	5 kg	-	School
29	Dhauri PUPS	Yes	-	-	Yes	No	8 kg	2 kg	School
30	Janla Nodal UPS	Yes	-	-	No	Yes	-	-	School
31	Ogalapada PS	Yes	-	-	Yes	No	4 kg	4 kg	SHG
32	Pichukuli Nodal UPS	No	2 months	Can't say	Yes	No	2 kg	3 kg	School
33	Sanapadar PS	No	2 months	Can't say	No	No	5 kg	1 kg	School
34	Sankarpur PS	Yes	-	-	No	No	5 kg	3 kg	School
35	Barakul PS	Yes	-	-	Yes	No	4 kg	2 kg	SHG
36	Chhatragad UGUPS	Yes	-	-	Yes	No	4 kg	3 kg	School
37	Aleidiha PUPS	Yes	-	-	Yes	No	5 kg	3 kg	School
38	Mansingh MES	Yes	-	-	Yes	No	4 kg	3 kg	SHG
39	Dhanahara UGUPS	Yes	-	-	Yes	No	5 kg	-	SHG
40	Balipatana PS	Yes	-	-	Yes	No	4 kg	2 kg	SHG

*1) No. of schools getting food grains regularly= 36

3) No. of schools getting less supply of food grains= 32

5) Average kg. of dal less received per 50 kg. bag = 1 to 8kg.

2) No. of schools having 01 month's extra food grains = 26

4) Average kg. of rice less received per 50 kg. bag = 2 to 10kg

6) No. of schools receiving food grains at school point= 25

Table 3.2: Schoolwise status on quality of food gains received

Sl. No.	School name	Quality of food grains received is good	Nature of defect seen in quality of food grains	
			Rice	Dal
1	E-Colony PS	Yes	-	-
2	Tangi PS	Yes	-	-
3	Pratap Sasan PS	No	-	Worms found sometimes
4	S.N. UP School	Yes	-	-
5	VSS Nagar UGUP School	Yes	-	-
6	Pratap Sasan UPS	Yes	-	-
7	Kaipadar Nodal UPS	Yes	-	-
8	Dalak UGME School	Yes	-	-
9	IRC Village Sector 6 UPS	Yes	-	-
10	Baghatangi PPS	Yes	-	-
11	Janata Nagar PPS	Yes	-	-
12	Ekamra Nagar PPS	Yes	-	-
13	Nayapalli Sevashram	No	-	Worms found sometimes
14	Tangiapada Sevashram	Yes	-	-
15	Harihara Bidyapitha (UPS)	Yes	-	-
16	Lingipur UGUPS	Yes	-	-
17	Nuapatana PS	Yes	-	-
18	Balaramdev Bidyapitha	Yes	-	-
19	Deulatangi PUPS	No	-	Foul smell some times
20	Goda PS	Yes	-	-
21	Tapanga UPS	Yes	-	-
22	Nial UGME School	Yes	-	-
23	Barilo PS	Yes	-	-
24	Rathijema PS	Yes	-	-
25	Joginath UPS	Yes	-	-
26	Nathpur PUPS	Yes	-	-
27	Sisupal Bhoisahi PS	Yes	-	-
28	Nakhaur UGUPS	Yes	-	-
29	Dhauri PUPS	Yes	-	-
30	Janla Nodal UPS	Yes	-	-
31	Ogalapada PS	Yes	-	-
32	Pichukuli Nodal UPS	Yes	-	-
33	Sanapadar PS	Yes	-	-
34	Sankarpur PS	Yes	-	-
35	Barakul PS	Yes	-	-
36	Chhatragad UGUPS	Yes	-	-
37	Aleidiha PUPS	Yes	-	-
38	Mansingh MES	No	Worms found sometimes	-
39	Dhanahara UGUPS	Yes	-	-
40	Balipatana PS	Yes	-	-

*1) No. of schools getting good quality of food grains = 36

4. Regularity in Delivering Cooking Cost to School Level:

Table 4.1: Schoolwise status on delivery of food gains

Sl. No.	School name	Receiving cooking cost in advance regularly	Extent of delay in getting cooking cost	Reasons of delay	Where from cooking cost is managed in case of delay in receiving it?	How is cooking cost paid?
1	E-Colony PS	No	5 months	Can't say	SHG Fund	Trough Bank
2	Tangi PS	No	5 months	Can't say	SHG Fund	Cash
3	Pratap Sasan PS	No	8 months	Can't say	SHG Fund	Cheque
4	S.N. UP School	No	2 months	Can't say	SHG Fund	Through Bank
5	VSS Nagar UGUP School	No	3 months	Can't say	SHG Fund	Through Bank
6	Pratap Sasan UPS	No	8 months	Can't say	HM's own fund	Cheque
7	Kaipadar Nodal UPS	No	6 months	Can't say	SHG Fund	Cash
8	Dalak UGME School	No	6 months	Block office delay	HM's own fund	Cash
9	IRC Village Sector 6 UPS	No	2 months	Can't say	SHG Fund	Through Bank
10	Baghatangi PPS	No	3 months	Can't say	HM's own fund	Bank
11	Janata Nagar PPS	No	1 months	Can't say	SHG Fund	Bank
12	Ekamra Nagar PPS	No	2 months	Can't say	VEC president	Bank
13	Nayapalli Sevashram	No	24 months	Can't say	SHG Fund	Through Bank
14	Tangiapada Sevashram	No	3 months	Official delay	SHG Fund	Through Bank
15	Harihara Bidyapitha (UPS)	No	3 months	Can't say	SHG Fund	Through Bank
16	Lingipur UGUPS	No	1 months	Can't say	HM's fund	Cash
17	Nuapatana PS	No	8 months	Official delay	HM's own fund	Cheque
18	Balaramdev Bidyapitha	No	2 months	Can't say	SHG Fund	Cash
19	Deulatangi PUPS	No	2 months	Can't say	SHG Fund	Cash
20	Goda PS	No	6 months	Can't say	SHG Fund	Cash
21	Tapanga UPS	No	6 months	Official problem	HM's fund	Cheque
22	Nial UGME School	No	3 months	Official delay	SHG Fund	Cheque
23	Barilo PS	No	5 months	Official delay	SHG Fund	Cash
24	Rathijema PS	No	15 months	Official delay	SHG Fund	Through Bank
25	Joginath UPS	No	3 months	Official delay	HM's fund	Cash
26	Nathpur PUPS	No	3 months	Can't say	HM's fund	Cash
27	Sisupal Bhoisahi PS	No	5 months	Official delay	HM's fund	Cash
28	Nakhaur UGUPS	No	3 months	Official delay	HM's fund	Through Bank
29	Dhauri PUPS	No	4 months	Can't say	HM's fund	Cash
30	Janla Nodal UPS	No	2 months	Official delay	VEC manages	Cheque
31	Ogalapada PS	No	2 months	Can't say	SHG Fund	Cheque
32	Pichukuli Nodal UPS	No	6 months	Official delay	HM's fund	Cheque
33	Sanapadar PS	No	6 months	Can't say	HM's fund	Cash
34	Sankarpur PS	No	6 months	Can't say	SHG Fund	Cheque
35	Barakul PS	No	7 months	Can't say	SHG Fund	Cash
36	Chhatragad UGUPS	No	6 months	Can't say	HM's fund	Cash
37	Aleidiha PUPS	No	4 months	Can't say	HM's fund	Cash
38	Mansingh MES	No	7 months	Can't say	SHG Fund	Cash
39	Dhanahara UGUPS	No	4 months	Can't say	SHG Fund	Cash
40	Balipatana PS	No	3 months	Can't say	SHG Fund	Cash

*1) No. of schools getting cooking cost in advance regularly= Nil

2) Extent of delay in getting cooking cost= 1 month to 2 years

5. Social Equity:

Table 5.1: School wise status on gender, caste and community wise discrimination in cooking and serving MDM and seating arrangement made for children to take MDM

Sl. No.	School name	Gender discrimination			Caste discrimination			Community discrimination		
		Cooking	Serving	Seating	Cooking	Serving	Seating	Cooking	Serving	Seating
1	E-Colony PS	No	No	No	No	No	No	No	No	No
2	Tangi PS	No	No	No	No	No	No	No	No	No
3	Pratap Sasan PS	No	No	No	No	No	No	No	No	No
4	S.N. UP School	No	No	No	No	No	No	No	No	No
5	VSS Nagar UGUP School	No	No	No	No	No	No	No	No	No
6	Pratap Sasan UPS	No	No	No	No	No	No	No	No	No
7	Kaipadar Nodal UPS	No	No	No	No	No	No	No	No	No
8	Dalak UGME School	No	No	No	No	No	No	No	No	No
9	IRC Village Sector 6 UPS	No	No	No	No	No	No	No	No	No
10	Baghatangi PPS	No	No	No	No	No	No	No	No	No
11	Janata Nagar PPS	No	No	No	No	No	No	No	No	No
12	Ekamra Nagar PPS	No	No	No	No	No	No	No	No	No
13	Nayapalli Sevashram	No	No	No	No	No	No	No	No	No
14	Tangiapada Sevashram	No	No	No	No	No	No	No	No	No
15	Harihara Bidyapitha (UPS)	No	No	No	No	No	No	No	No	No
16	Lingipur UGUPS	No	No	No	No	No	No	No	No	No
17	Nuapatana PS	No	No	No	No	No	No	No	No	No
18	Balaramdev Bidyapitha	No	No	No	No	No	No	No	No	No
19	Deulatangi PUPS	No	No	No	No	No	No	No	No	No
20	Goda PS	No	No	No	No	No	No	No	No	No
21	Tapanga UPS	No	No	No	No	No	No	No	No	No
22	Nial UGME School	No	No	No	No	No	No	No	No	No
23	Barilo PS	No	No	No	No	No	No	No	No	No
24	Rathijema PS	No	No	No	No	No	No	No	No	No
25	Joginath UPS	No	No	No	No	No	No	No	No	No
26	Nathpur PUPS	No	No	No	No	No	No	No	No	No
27	Sisupal Bhoisahi PS	No	No	No	No	No	No	No	No	No
28	Nakhaur UGUPS	No	No	No	No	No	No	No	No	No
29	Dhauri PUPS	No	No	No	No	No	No	No	No	No
30	Janla Nodal UPS	No	No	No	No	No	No	No	No	No
31	Ogalapada PS	No	No	No	No	No	No	No	No	No
32	Pichukuli Nodal UPS	No	No	No	No	No	No	No	No	No
33	Sanapadar PS	No	No	No	No	No	No	No	No	No
34	Sankarpur PS	No	No	No	No	No	No	No	No	No
35	Barakul PS	No	No	No	No	No	No	No	No	No
36	Chhatragad UGUPS	No	No	No	No	No	No	No	No	No
37	Aleidiha PUPS	No	No	No	No	No	No	No	No	No
38	Mansingh MES	No	No	No	No	No	No	No	No	No
39	Dhanahara UGUPS	No	No	No	No	No	No	No	No	No
40	Bali Ipatana PS	No	No	No	No	No	No	No	No	No

*1) No. of schools showing gender discrimination in seating arrangement= Nil

6. Variety of Menu:

Table 6.1: Schoolwise status on MDM menu

Sl. No.	School name	Weekly MDM menu displayed	MDM is prepared as per weekly menu	Who decides the menu?	Nature of food items served	Daily menu includes rice	Daily menu includes wheat	Daily menu includes dal	Daily menu includes vegetables
1	E-Colony PS	No	Not at all	SHG	Same daily	Every day	No day	Every day	Every day
2	Tangi PS	No	Not at all	SHG	Same daily	Every day	No day	Every day	Every day
3	Pratap Sasan PS	No	Not at all	SHG	Same daily	Every day	No day	Every day	Every day
4	S.N. UP School	No	Not at all	SHG	Same daily	Every day	No day	Every day	Every day
5	VSS Nagar UGUP School	No	Not at all	SHG	Same daily	Every day	No day	Every day	Every day
6	Pratap Sasan UPS	No	Not at all	HM	Same daily	Every day	No day	Every day	Every day
7	Kaipadar Nodal UPS	No	Not at all	SHG, VEC, HM	Same daily	Every day	No day	Every day	Every day
8	Dalak UGME School	No	Not at all	HM	Same daily	Every day	No day	Every day	Every day
9	IRC Village Sector 6 UPS	No	Not at all	SHG	Same daily	Every day	No day	Every day	Every day
10	Baghatangi PPS	No	Not at all	HM	Same daily	Every day	No day	Every day	Every day
11	Janata Nagar PPS	No	Not at all	SHG	Same daily	Every day	No day	Every day	Every day
12	Ekamra Nagar PPS	No	Not at all	VEC	Same daily	Every day	No day	Every day	Every day
13	Nayapalli Sevashram	No	Not at all	SHG	Same daily	Every day	No day	Every day	Every day
14	Tangiapada Sevashram	No	Not at all	SHG	Same daily	Every day	No day	Every day	Every day
15	Harihara Bidyapitha (UPS)	No	Not at all	SHG	Same daily	Every day	No day	Every day	Every day
16	Lingipur UGUPS	No	Not at all	HM	Same daily	Every day	No day	Every day	Every day
17	Nuapatana PS	No	Not at all	HM	Same daily	Every day	No day	Every day	Every day
18	Balaramdev Bidyapitha	No	Not at all	HM	Same daily	Every day	No day	Every day	Every day
19	Deulatangi PUPS	No	Not at all	SHG	Same daily	Every day	No day	Every day	Every day
20	Goda PS	No	Not at all	SHG	Same daily	Every day	No day	Every day	Every day
21	Tapanga UPS	No	Not at all	HM	Same daily	Every day	No day	Every day	Every day
22	Nial UGME School	No	Not at all	SHG	Same daily	Every day	No day	Every day	Every day
23	Barilo PS	No	Not at all	SHG	Same daily	Every day	No day	Every day	Every day
24	Rathijema PS	No	Not at all	SHG	Same daily	Every day	No day	Every day	Every day
25	Joginath UPS	No	Not at all	HM	Same daily	Every day	No day	Every day	Every day
26	Nathpur PUPS	No	Not at all	HM	Same daily	Every day	No day	Every day	Every day
27	Sisupal Bhoisahi PS	No	Not at all	HM	Same daily	Every day	No day	Every day	Every day
28	Nakhaur UGUPS	No	Not at all	HM	Same daily	Every day	No day	Every day	Every day
29	Dhauli PUPS	No	Not at all	HM	Same daily	Every day	No day	Every day	Every day
30	Janla Nodal UPS	No	Not at all	HM	Same daily	Every day	No day	Every day	Every day
31	Ogalapada PS	No	Not at all	SHG	Same daily	Every day	No day	Every day	Every day
32	Pichukuli Nodal UPS	No	Not at all	HM	Same daily	Every day	No day	Every day	Every day
33	Sanapadar PS	No	Not at all	HM	Same daily	Every day	No day	Every day	Every day
34	Sankarpur PS	No	Not at all	SHG	Same daily	Every day	No day	Every day	Every day
35	Barakul PS	No	Not at all	SHG	Same daily	Every day	No day	Every day	Every day
36	Chhatragad UGUPS	No	Not at all	HM	Same daily	Every day	No day	Every day	Every day
37	Aleidiha PUPS	No	Not at all	HM	Same daily	Every day	No day	Every day	Every day
38	Mansingh MES	No	Not at all	HM, SHG	Same daily	Every day	No day	Every day	Every day
39	Dhanahara UGUPS	No	Not at all	SHG	Same daily	Every day	No day	Every day	Every day
40	Balipatana PS	No	Not at all	SHG	Same daily	Every day	No day	Every day	Every day

*1) No. of schools displayed weekly MDM menu = Nil 2) No. of schools who serves different food items everyday = Nil

7. Quantity and Quality of Meal:

Table 7.1: Schoolwise status on opinion of children on quality and quantity of MDM

Sl. No.	School name	Opinion on quality of rice	Opinion on quality of dal	Opinion on quantity of rice	Opinion on quantity of dal	Reasons for unhappiness on quality of rice/ dal	Reasons for unhappiness on quantity of rice/dal
1	E-Colony PS	Happy always	Happy always	Happy always	Happy always	-	-
2	Tangi PS	Not happy some times	Happy always	Happy always	Happy always	Bad smell of rice	-
3	Pratap Sasan PS	Happy always	Happy always	Happy always	Happy always	-	-
4	S.N. UP School	Happy always	Happy always	Happy always	Happy always	-	-
5	VSS Nagar UGUP School	Happy always	Happy always	Happy always	Happy always	-	-
6	Pratap Sasan UPS	Happy always	Happy always	Happy always	Not happy some times	-	Less dal given
7	Kaipadar Nodal UPS	Happy always	Happy always	Happy always	Happy always	-	-
8	Dalak UGME School	Happy always	Happy always	Happy always	Happy always	-	-
9	IRC Village Sector 6 UPS	Happy always	Happy always	Happy always	Happy always	-	-
10	Baghatangi PPS	Happy always	Happy always	Happy always	Happy always	-	-
11	Janata Nagar PPS	Happy always	Happy always	Happy always	Happy always	-	-
12	Ekamra Nagar PPS	Happy always	Happy always	Happy always	Happy always	-	-
13	Nayapalli Sevashram	Happy always	Happy always	Happy always	Happy always	-	-
14	Tangiapada Sevashram	Happy always	Happy always	Happy always	Happy always	-	-
15	Harihara Bidyapitha (UPS)	Happy always	Happy always	Happy always	Happy always	-	-
16	Lingipur UGUPS	Happy always	Happy always	Happy always	Happy always	-	-
17	Nuapatana PS	Happy always	Happy always	Happy always	Happy always	-	-
18	Balaramdev Bidyapitha	Happy always	Happy always	Happy always	Happy always	-	-
19	Deulatangi PUPS	Happy always	Not happy some times	Happy always	Happy always	Bad smell of dal	-
20	Goda PS	Happy always	Happy always	Happy always	Happy always	-	-
21	Tapanga UPS	Happy always	Happy always	Happy always	Happy always	-	-
22	Nial UGME School	Happy always	Happy always	Happy always	Happy always	-	-
23	Barilo PS	Happy always	Happy always	Happy always	Happy always	-	-
24	Rathijema PS	Not happy always	Not happy always	Happy always	Happy always	Bad smell of rice, Dal not tasty	-
25	Joginath UPS	Happy always	Happy always	Happy always	Happy always	-	-
26	Nathpur PUPS	Happy always	Happy always	Happy always	Happy always	-	-
27	Sisupal Bhoisahi PS	Happy always	Happy always	Happy always	Happy always	-	-
28	Nakhaur UGUPS	Happy always	Happy always	Happy always	Happy always	-	-
29	Dhauri PUPS	Happy always	Happy always	Happy always	Happy always	-	-
30	Janla Nodal UPS	Happy always	Happy always	Happy always	Happy always	-	-
31	Ogalapada PS	Happy always	Happy always	Happy always	Happy always	-	-
32	Pichukuli Nodal UPS	Happy always	Happy always	Happy always	Happy always	-	-
33	Sanapadar PS	Happy always	Happy always	Happy always	Happy always	-	-
34	Sankarpur PS	Happy always	Happy always	Happy always	Happy always	-	-
35	Barakul PS	Happy always	Happy always	Happy always	Happy always	-	-
36	Chhatragad UGUPS	Happy always	Happy always	Happy always	Happy always	-	-
37	Aleidiha PUPS	Happy always	Happy always	Happy always	Happy always	-	-
38	Mansingh MES	Happy always	Happy always	Happy always	Happy always	-	-
39	Dhanahara UGUPS	Happy always	Happy always	Happy always	Happy always	-	-
40	Balipatana PS	Happy always	Happy always	Happy always	Happy always	-	-

- *1) No. of schools where children are happy always on quality of rice = 38
 2) No. of schools where children are happy always on quality of dal = 38
 3) No. of schools where children are happy always on quantity of rice = 40
 4) No. of schools where children are happy always on quantity of dal = 39
 5) Main reasons of unhappiness on quality of rice/dal =
 a) Bad smell of rice / dal
 b) Dal not testy
 6) Main reasons of unhappiness on quantity of rice/dal =

a) Less dal given

8. Supplementary:

Table 8.1: Schoolwise status on healthcare facilities

Sl. No.	School name	Health card maintained for each child	No. of times health check up done since 1-7-10	Iron tablets given periodically	Vit. A tablets given periodically	Deworming tablets given periodically	Who provides medicine?	No. of times medicines given since 1-7-10
1	E-Colony PS	No	Nil	No	No	No	-	-
2	Tangi PS	Yes	1 (14-8-2010)	No	No	No	-	-
3	Pratap Sasan PS	No	Nil	No	No	No	-	-
4	S.N. UP School	No	Nil	No	No	No	-	-
5	VSS Nagar UGUP School	No	1 (19-8-2010)	No	No	No	-	-
6	Pratap Sasan UPS	No	Nil	No	No	No	-	-
7	Kaipadar Nodal UPS	Yes	1 (12-1-2011)	No	No	No	-	-
8	Dalak UGME School	No	2	No	No	No	-	-
9	IRC Village Sector 6 UPS	No	Nil	No	No	No	-	-
10	Baghatangi PPS	No	Nil	No	No	No	-	-
11	Janata Nagar PPS	No	Nil	No	No	No	-	-
12	Ekamra Nagar PPS	No	Nil	No	No	No	-	-
13	Nayapalli Sevashram	Yes	6	Yes	Yes	Yes	State Govt.	6
14	Tangiapada Sevashram	Yes	6	Yes	Yes	Yes	State Govt.	6
15	Harihara Bidyapitha (UPS)	No	Nil	No	No	No	-	-
16	Lingipur UGUPS	No	Nil	No	No	No	-	-
17	Nuapatana PS	No	Nil	No	No	No	-	-
18	Balaramdev Bidyapitha	No	Nil	No	No	No	-	-
19	Deulatangi PUPS	No	Nil	No	No	No	-	-
20	Goda PS	No	Nil	No	No	No	-	-
21	Tapanga UPS	No	Nil	No	No	No	-	-
22	Nial UGME School	No	Nil	No	No	No	-	-
23	Barilo PS	No	Nil	No	No	No	-	-
24	Rathijema PS	No	Nil	No	No	No	-	-
25	Joginath UPS	Yes	1 (12-1-2011)	No	No	No	-	12-1-2011
26	Nathpur PUPS	Yes	1	No	No	No	-	-
27	Sisupal Bhoisahi PS	No	1	No	No	No	-	-
28	Nakhaur UGUPS	Yes	6-1-11 (1)	No	No	No	-	-
29	Dhauri PUPS	No	Nil	No	No	No	-	-
30	Janla Nodal UPS	No	1	No	No	No	-	-
31	Ogalapada PS	No	Nil	No	No	No	-	-
32	Pichukuli Nodal UPS	No	1-12-2010 (1)	No	No	No	-	-
33	Sanapadar PS	Yes	3 (july,oct,jan)	No	Yes	Yes	State Govt.	3
34	Sankarpur PS	No	Nil	No	No	No	-	-
35	Barakul PS	No	Nil	No	No	No	-	-
36	Chhatragad UGUPS	No	1	No	No	No	State Govt.	-
37	Aleidiha PUPS	No	Nil	No	No	No	-	-
38	Mansingh MES	No	Nil	No	No	No	State Govt.	-
39	Dhanahara UGUPS	No	Nil	No	No	No	-	-
40	Balipatana PS	No	Nil	No	No	No	-	-

*1) No. of schools having health cards for each child = 08

2) No. of schools organized health check up camp since 1-7-10 = 14

3) No. of schools where iron tablets have been given to children periodically = 02

4) No. of schools where vit. A tablets have been given to children periodically = 03

5) No. of schools where deworming tablets have been given to children periodically = 03

9. Status of Cooks and Helpers:

Table 9.1: Schoolwise status on cooks and helpers

Sl. No.	School name	Cook and Helper are appointed by	No. of Cooks engaged	No. of Helpers engaged	Remuneration paid per month to		Remuneration is paid regularly	Cook belongs to	Helper belongs to
					Cook	Helper			
1	E-Colony PS	SHG	01	01	200 to 300/-	200/- to 300/-	No (5 months delay)	General	General
2	Tangi PS	Dept	01	02	600/-	400/-	No (6 months)	OBC	OBC
3	Pratap Sasan PS	Dept	01	01	200/-	200/-	No (6 months)	General	SC
4	S.N. UP School	SHG	01	01	600/-	400/-	No (2 months)	SC	SC
5	VSS Nagar UGUP School	SHG	01	01	600/-	400/-	No (1 year)	OBC	OBC
6	Pratap Sasan UPS	VEC	01	01	600/-	400/-	No (8 months)	OBC	SC
7	Kaipadar Nodal UPS	Dept	01	02	600/-	400/-	No (4 months)	OBC	OBC
8	Dalak UGME School	Dept	01	02	600/-	400/-	No (could not say)	OBC	OBC
9	IRC Village Sector 6 UPS	SHG	01	05	600/-	400/-	No (2 months)	OBC	OBC
10	Baghatangi PPS	Dept	01	01	600/-	400/-	No (could not say)	ST	ST
11	Janata Nagar PPS	Dept	01	02	600/-	400/-	No (could not say)	OBC	OBC
12	Ekamra Nagar PPS	VEC	01	01	Could not say	Could not say	No (could not say)	OBC	OBC
13	Nayapalli Sevashram	SHG	01	01	600/-	400/-	No (2 years)	ST	ST
14	Tangiapada Sevashram	SHG	01	01	600/-	400/-	No (3 months)	OBC	ST
15	Harihara Bidyapitha (UPS)	SHG	01	01	600/-	400/-	No (4 months)	SC	SC
16	Lingipur UGUPS	VEC	01	01	600/-	400/-	No	OBC	OBC
17	Nuapatana PS	Dept	01	01	600/-	400/-	No (8 months)	SC	General
18	Balaramdev Bidyapitha	VEC	01	02	600/-	400/-	No	OBC	OBC
19	Deulatangi PUPS	VEC	01	01	600/-	400/-	No	OBC	OBC
20	Goda PS	Dept	01	01	600/-	400/-	No (could not say)	OBC	OBC
21	Tapanga UPS	Dept	01	01	600/-	400/-	No (2 months)	OBC	OBC
22	Nial UGME School	SHG	01	01	600/-	400/-	No (4 months)	OBC	OBC
23	Barilo PS	Dept	01	01	600/-	400/-	No (5 months)	OBC	OBC
24	Rathijema PS	SHG	01	02	600/-	400/-	No (15 months)	OBC	OBC
25	Joginath UPS	Dept	01	01	600/-	400/-	No (4 months)	OBC	OBC
26	Nathpur PUPS	VEC	01	01	600/-	400/-	No (3 months)	OBC	OBC
27	Sisupal Bhoisahi PS	VEC	01	01	600/-	400/-	No (5 months)	OBC	SC
28	Nakhaur UGUPS	Dept	01	01	600/-	400/-	No (3 months)	OBC	General
29	Dhauri PUPS	VEC	01	01	600/-	400/-	No (4 months)	OBC	OBC
30	Janla Nodal UPS	VEC	01	02	600/-	400/-	No (2 months)	OBC	OBC
31	Ogalapada PS	SHG	01	01	600/-	400/-	No (4 months)	OBC	OBC
32	Pichukuli Nodal UPS	Dept	01	01	600/-	400/-	No (6 months)	OBC	OBC
33	Sanapadar PS	Dept	01	01	600/-	400/-	No (6 months)	OBC	OBC
34	Sankarpur PS	SHG	01	01	600/-	400/-	No	OBC	OBC
35	Barakul PS	Dept	01	02	600/-	400/-	No (6 months)	OBC	OBC
36	Chhatragad UGUPS	VEC	01	02	200/-	100/-	No (11 months)	OBC	OBC
37	Aleidiha PUPS	Dept	01	02	600/-	400/-	No (6 months)	OBC	OBC
38	Mansingh MES	Dept	01	01	600/-	400/-	No (could not say)	OBC	OBC
39	Dhanahara UGUPS	Dept	01	02	600/-	400/-	No (3 months)	OBC	OBC
40	Balipatana PS	SHG	01	01	600/-	400/-	No (3 months)	OBC	OBC

*1) No. of schools where Cooks and Helpers get remuneration regularly= Nil

2) No. of schools where Cooks belong to SC/ST/OBC/Minority community = 38

3) No. of schools where Helpers belong to SC/ST/OBC/Minority community = 37

4) No. of schools where cook and helper have been appointed by SHG =12

5) No. of schools where cook and helper get Rs.600/- and Rs.400/- per month respectively as remuneration = 36

10. Infrastructure:

Table 10.1: School wise status on construction of kitchen-cum-store

Sl. No.	School name	Construction status of pucca kitchen-cum-store	Construction grant received under which scheme?	Reason for not using the constructed pucca kitchen-cum-store for	
				Cooking	Storing
1	E-Colony PS	Constructed but not used for storing.	MDM	-	Space shortage
2	Tangi PS	Not sanctioned	-	-	-
3	Pratap Sasan PS	Not sanctioned	-	-	-
4	S.N. UP School	Not sanctioned	-	-	-
5	VSS Nagar UGUP School	Constructed and in use for cooking and storing	MDM	-	-
6	Pratap Sasan UPS	Sanctioned but construction not started	MDM	-	-
7	Kaipadar Nodal UPS	Constructed but not in use for cooking and storing	MDM	Space shortage	Space shortage
8	Dalak UGME School	Constructed but not in use for storing	MDM	-	Space shortage
9	IRC Village Sector 6 UPS	Not sanctioned	-	-	-
10	Baghatangi PPS	Under construction	MDM	-	-
11	Janata Nagar PPS	Not sanctioned	-	-	-
12	Ekamra Nagar PPS	Not sanctioned	-	-	-
13	Nayapalli Sevashram	Under construction	MDM	-	-
14	Tangiapada Sevashram	Constructed but not in use for both cooking and storing	MDM	Used as office room	Used as office room
15	Harihara Bidyapitha (UPS)	Not sanctioned	-	-	-
16	Lingipur UGUPS	Under construction	MDM	-	-
17	Nuapatana PS	Constructed but not in use for storing	MDM	-	Space shortage
18	Balaramdev Bidyapitha	Not sanctioned	-	-	-
19	Deulatangi PUPS	Not sanctioned	-	-	-
20	Goda PS	Not sanctioned	-	-	-
21	Tapanga UPS	Under construction	MDM	-	-
22	Nial UGME School	Constructed and in use for both cooking and storing	MDM	-	-
23	Barilo PS	Sanctioned but construction work not started	MDM	-	-
24	Rathijema PS	Constructed but not in use for storing	MDM	-	Fear of theft
25	Joginath UPS	Constructed and not in use for storing	MDM	-	Space shortage
26	Nathpur PUPS	Not sanctioned	-	-	-
27	Sisupal Bhoisahi PS	Sanctioned but construction work not started	MDM	-	-
28	Nakhaur UGUPS	Constructed but not in use for coking	MDM	Excess smoke	-
29	Dhauri PUPS	Sanctioned but construction work not started	MDM	-	-
30	Janla Nodal UPS	Constructed but not in use for cooking and storing	MDM	Keeping fuel	Fear of theft
31	Ogalapada PS	Constructed but not in use for storing	MDM	-	Fear of theft
32	Pichukuli Nodal UPS	Not sanctioned	-	-	-
33	Sanapadar PS	Under construction	MDM	-	-
34	Sankarpur PS	Constructed and not in use for cooking	MDM	Cooking in the old kitchen	-
35	Barakul PS	Constructed and in use for cooking and storing	MDM	-	-
36	Chhatragad UGUPS	sanctioned but construction work not started	MDM	-	-
37	Aleidiha PUPS	Constructed and in not use for storing	MDM	-	Fear of theft
38	Mansingh MES	Not sanctioned	-	-	-
39	Dhanahara UGUPS	Constructed but not in use for both cooking and storing	MDM	Cooking in old kitchen	Fear of theft
40	Balipatana PS	Constructed but not in use for storing	MDM	-	Fear of theft

*1) No. of schools where pucca kitchen-cum-store has been constructed and in use for both cooking and storing = 03

2) No. of schools where pucca kitchen-cum-store has been constructed and not used for cooking = 06

3) No. of schools where pucca kitchen-cum-store has been constructed and not used for storing = 12

4) Main reasons for not using the constructed pucca kitchen-cum-store for cooking =

- Space shortage (01 school)
- Cooking in old kitchen (02 schools)
- Excess smoke (01 school)

5) Main reasons for not using the constructed pucca kitchen-cum-store for storing =

- Space shortage (05 schools)
- Fear of theft (06 schools)
- Used as office room (01 school)

6) No. of schools having no sanction for pucca kitchen-cum-store = 13

7) No. of schools having sanction for kitchen-cum-store but construction work not started = 05

8) No. of schools where construction work of kitchen-cum-store is in progress = 05

Table 10.2: Schoolwise status on alternative place of cooking and storing where pucca kitchen-cum-store is not available and availability of water, fuel and utensils for cooking

Sl. No.	School name	Alternative place used for cooking MDM	Alternative place used for storing food grains	Potable water available for cooking and drinking	Adequate utensils available for cooking	Kind of fuel used
1	E-Colony PS	-	SHG house	Yes	Yes	Fire wood
2	Tangi PS	Asbestos roofed house	Class room	Yes	No	Fire wood
3	Pratap Sasan PS	Asbestos roofed house	SHG house	Yes	No	Fire wood
4	S.N. UP School	Open place	Class room	Yes	Yes	Fire wood
5	VSS Nagar UGUP School	-	-	Yes	Yes	Gas
6	Pratap Sasan UPS	Asbestos roofed house	Class room	Yes	Yes	Fire wood
7	Kaipadar Nodal UPS	Asbestos roofed house	Class room	Yes	Yes	Fire wood
8	Dalak UGME School	-	Class room	Yes	Yes	Fire wood
9	IRC Village Sector 6 UPS	Open place	SHG house	Yes	No	Fire wood
10	Baghatangi PPS	Thatched house	VEC President house	Yes	No	Fire wood
11	Janata Nagar PPS	Asbestos roofed house	SHG house	No	No	Fire wood
12	Ekamra Nagar PPS	Open place	Class room	No	No	Fire wood
13	Nayapalli Sevashram	Open place	SHG house	Yes	Yes	Fire wood
14	Tangiapada Sevashram	Asbestos roofed house	Class room	Yes	Yes	Fire wood
15	Harihara Bidyapitha (UPS)	Open place	SHG house	Yes	Yes	Fire wood
16	Lingipur UGUPS	Asbestos roofed house	HM's room	Yes	Yes	Fire wood
17	Nuapatana PS	-	Class room	Yes	Yes	Fire wood
18	Balaramdev Bidyapitha	Open place	Class room	Yes	No	Fire wood
19	Deulatangi PUPS	Asbestos roofed house	HM's room	Yes	Yes	Fire wood
20	Goda PS	Asbestos roofed house	Class room	Yes	Yes	Fire wood
21	Tapanga UPS	Asbestos roofed house	HM's room	Yes	Yes	Fire wood
22	Nial UGME School	-	-	Yes	Yes	Fire wood
23	Barilo PS	Asbestos roofed house	SHG house	Yes	Yes	Fire wood
24	Rathijema PS	-	SHG house	Yes	Yes	Fire wood
25	Joginath UPS	-	Class room	Yes	No	Fire wood
26	Nathpur PUPS	Open space	Class room	Yes	Yes	Fire wood
27	Sisupal Bhoisahi PS	School verandah	Class room	Yes	Yes	Gas
28	Nakhaur UGUPS	Asbestos roofed house	-	Yes	Yes	Fire wood
29	Dhauri PUPS	Open place	Class room	Yes	Yes	Fire wood
30	Janla Nodal UPS	Open place	Stock room	Yes	Yes	Fire wood
31	Ogalapada PS	-	SHG house	Yes	Yes	Fire wood
32	Pichukuli Nodal UPS	Asbestos roofed house	Office room	Yes	Yes	Fire wood
33	Sanapadar PS	Asbestos roofed house	HM's room	Yes	Yes	Fire wood
34	Sankarpur PS	Asbestos roofed house	-	Yes	Yes	Fire wood
35	Barakul PS	-	-	Yes	No	Fire wood
36	Chhatragad UGUPS	Open space	Class room	Yes	Yes	Fire wood
37	Aleidiha PUPS	-	Class room	Yes	No	Fire wood
38	Mansingh MES	Tin roofed house	SHG house	Yes	Yes	Fire wood
39	Dhanahara UGUPS	Asbestos roofed house	SHG house	Yes	No	Fire wood
40	Balipatana PS	-	SHG house	Yes	Yes	Fire wood

*1) No. of schools having potable water facility for cooking and drinking = 38

2) No. of schools having adequate utensils for cooking = 29

3) No. of schools where potable water for cooking and drinking is available = 38

4) No. of schools where adequate utensils are available for cooking = 29

5) No. of schools where the constructed pucca kitchen-cum-store is not used for cooking = 29

6) No. of schools where MDM is cooked in open place = 10

7) No. of schools where MDM is cooked in school verandah = 01

8) No. of schools where MDM is cooked in a thatched house = 01

9) No. of schools where MDM is cooked in a tile / tin/ asbestos roofed house = 17

10) No. of schools where MDM is not stored in pucca kitchen-cum-store (constructed) = 35

11) No. of schools where MDM is stored in SHG house = 12

12) No. of schools where MDM is stored in classroom / HM's room/ stock room / office room = 22

13) No. of schools where MDM is stored in VEC President's house = 01

11. Safety and Hygiene:

Table 11.1: Schoolwise status on safety and hygiene relating to MDM

Sl. No.	School name	General impression on hygiene of school campus	Children are encouraged to wash hands before and after eating	Children partake meals in an orderly manner	Children conserve water while washing hands and utensils	Cooking process and storage of fuel is safe from fire hazard
1	E-Colony PS	Clean	Yes	Yes	Yes	Safe
2	Tangi PS	Clean	Yes	Yes	Yes	Safe
3	Pratap Sasan PS	Clean	Yes	Yes	Yes	Safe
4	S.N. UP School	Clean	Yes	Yes	Yes	Safe
5	VSS Nagar UGUP School	Clean	Yes	Yes	Yes	Safe
6	Pratap Sasan UPS	Clean	Yes	Yes	Yes	Safe
7	Kaipadar Nodal UPS	Clean	Yes	Yes	Yes	Safe
8	Dalak UGME School	Clean	Yes	Yes	Yes	Safe
9	IRC Village Sector 6 UPS	Clean	Yes	Yes	Yes	Safe
10	Baghatangi PPS	Clean	Yes	Yes	Yes	Safe
11	Janata Nagar PPS	Clean	No	Yes	Yes	Safe
12	Ekamra Nagar PPS	Not clean	Yes	Yes	No	Safe
13	Nayapalli Sevashram	Clean	Yes	Yes	Yes	Safe
14	Tangiapada Sevashram	Clean	Yes	Yes	Yes	Safe
15	Harihara Bidyapitha (UPS)	Clean	Yes	Yes	Yes	Safe
16	Lingipur UGUPS	Clean	Yes	Yes	Yes	Safe
17	Nuapatana PS	Clean	Yes	Yes	Yes	Safe
18	Balaramdev Bidyapitha	Clean	Yes	Yes	Yes	Safe
19	Deulatangi PUPS	Not clean	No	Yes	Yes	Safe
20	Goda PS	Clean	No	Yes	Yes	Safe
21	Tapanga UPS	Clean	Yes	Yes	Yes	Safe
22	Nial UGME School	Clean	Yes	Yes	Yes	Safe
23	Barilo PS	Clean	Yes	Yes	Yes	Safe
24	Rathijema PS	Clean	Yes	Yes	Yes	Safe
25	Joginath UPS	Clean	Yes	Yes	Yes	Safe
26	Nathpur PUPS	Clean	Yes	Yes	Yes	Safe
27	Sisupal Bhoisahi PS	Clean	Yes	Yes	Yes	Safe
28	Nakhaur UGUPS	Clean	Yes	Yes	Yes	Safe
29	Dhauri PUPS	Clean	Yes	Yes	Yes	Safe
30	Janla Nodal UPS	Clean	Yes	Yes	Yes	Safe
31	Ogalapada PS	Clean	Yes	Yes	Yes	Safe
32	Pichukuli Nodal UPS	Clean	Yes	Yes	Yes	Safe
33	Sanapadar PS	Clean	Yes	Yes	Yes	Safe
34	Sankarpur PS	Clean	Yes	Yes	Yes	Safe
35	Barakul PS	Clean	Yes	Yes	Yes	Safe
36	Chhatragad UGUPS	Not clean	Yes	Yes	Yes	Safe
37	Aleidiha PUPS	Clean	Yes	Yes	Yes	Safe
38	Mansingh MES	Clean	Yes	Yes	Yes	Safe
39	Dhanahara UGUPS	Clean	Yes	Yes	Yes	Safe
40	Balipatana PS	Clean	Yes	Yes	Yes	Safe

*1) No. of schools having clean school campus = 37

2) No. of schools where children are encouraged to wash hands before and after eating = 37

3) No. of schools where water is conserved by children while washing hands and utensils = 39

4) No. of schools where cooking process and storage of fuel is safe from fire hazard = 40

5) No. of schools where children partake meals in an orderly manner = 40

12. Community Participation:

Table 12.1: Schoolwise status on community participation in MDM supervision and monitoring

Sl. No.	School name	Extent of participation in MDM supervision and monitoring by			Roster maintained by community for MDM supervision
		Parents	VEC	PRI /ULB	
1	E-Colony PS	Occasionally	Occasionally	Occasionally	No
2	Tangi PS	Occasionally	Every day	Occasionally	No
3	Pratap Sasan PS	Occasionally	Occasionally	Occasionally	No
4	S.N. UP School	Occasionally	Every day	Occasionally	No
5	VSS Nagar UGUP School	Occasionally	Every day	Occasionally	No
6	Pratap Sasan UPS	Occasionally	Every day	Occasionally	No
7	Kaipadar Nodal UPS	Occasionally	Every day	Occasionally	No
8	Dalak UGME School	Occasionally	Occasionally	Occasionally	No
9	IRC Village Sector 6 UPS	Occasionally	Every day	Occasionally	No
10	Baghatangi PPS	Every day	Every day	Not at all	No
11	Janata Nagar PPS	Not at all	Occasionally	Not at all	No
12	Ekamra Nagar PPS	Occasionally	Every day	Occasionally	No
13	Nayapalli Sevashram	Occasionally	Every day	Occasionally	No
14	Tangiapada Sevashram	Not at all	Every day	Occasionally	No
15	Harihara Bidyapitha (UPS)	Occasionally	Occasionally	Not at all	No
16	Lingipur UGUPS	Occasionally	Every day	Occasionally	No
17	Nuapatana PS	Occasionally	Occasionally	Occasionally	No
18	Balaramdev Bidyapitha	Every day	Occasionally	Not at all	No
19	Deulatangi PUPS	Not at all	Not at all	Occasionally	No
20	Goda PS	Every day	Not at all	Not at all	No
21	Tapanga UPS	Occasionally	Every day	Occasionally	No
22	Nial UGME School	Occasionally	Every day	Occasionally	No
23	Barilo PS	Occasionally	Occasionally	Occasionally	No
24	Rathijema PS	Occasionally	Occasionally	Occasionally	No
25	Joginath UPS	Occasionally	Every day	Every day	No
26	Nathpur PUPS	Occasionally	Occasionally	Occasionally	No
27	Sisupal Bhoisahi PS	Not at all	Occasionally	Not at all	No
28	Nakhaur UGUPS	Occasionally	Occasionally	Occasionally	No
29	Dhauri PUPS	Occasionally	Occasionally	Occasionally	No
30	Janla Nodal UPS	Occasionally	Occasionally	Occasionally	No
31	Ogalapada PS	Occasionally	Occasionally	Not at all	No
32	Pichukuli Nodal UPS	Occasionally	Occasionally	Not at all	No
33	Sanapadar PS	Occasionally	Every day	Not at all	No
34	Sankarpur PS	Not at all	Occasionally	Not at all	No
35	Barakul PS	Occasionally	Every day	Occasionally	No
36	Chhatragad UGUPS	Every day	Occasionally	Occasionally	No
37	Aleidiha PUPS	Occasionally	Every day	Occasionally	No
38	Mansingh MES	Occasionally	Every day	Occasionally	No
39	Dhanahara UGUPS	Not at all	Occasionally	Occasionally	No
40	Balipatana PS	Occasionally	Occasionally	Occasionally	No

*1) No. of schools where parents supervise and monitor MDM = 34

2) No. of schools where VEC supervise and monitor MDM = 38

3) No. of schools where PRI /ULB supervise and monitor MDM = 30

4) No. of schools where community has maintained a roster for MDM supervision = Nil

Table 12.2: Schoolwise opinion of community leaders on MDM programme

Sl. No.	School name	Quantity of MDM per child at primary level	Quantity of MDM per child at upper primary level	Overall impression of MDM programme	From where do you know about MDM?
1	E-Colony PS	Good	-	Good	Teacher, school, TV
2	Tangi PS	Satisfactory	-	Satisfactory	Teacher
3	Pratap Sasan PS	Poor	-	Satisfactory	Teacher
4	S.N. UP School	Satisfactory	Satisfactory	Good	Teacher, school
5	VSS Nagar UGUP School	Good	Good	Good	Teacher, school, TV
6	Pratap Sasan UPS	-	Satisfactory	Satisfactory	Teacher
7	Kaipadar Nodal UPS	Satisfactory	Satisfactory	Good	Teacher
8	Dalak UGME School	Very good	Very good	Satisfactory	Scholl
9	IRC Village Sector 6 UPS	Good	Good	Good	Teacher, school, TV
10	Baghatangi PPS	Very good	-	Satisfactory	Teacher
11	Janata Nagar PPS	Very good	-	Satisfactory	Teacher
12	Ekamra Nagar PPS	Good	-	Good	Scholl
13	Nayapalli Sevashram	Good	Good	Good	Teacher, school
14	Tangiapada Sevashram	Very good	Very good	Satisfactory	Teacher
15	Harihara Bidyapitha (UPS)	Good	Good	Good	Scholl
16	Lingipur UGUPS	Satisfactory	Satisfactory	Satisfactory	Teacher
17	Nuapatana PS	Very good	-	Satisfactory	News paper
18	Balaramdev Bidyapitha	Excellent	Excellent	Quite satisfactory	Teacher
19	Deulatangi PUPS	Very good	Satisfactory	Satisfactory	Teacher
20	Goda PS	Very good	-	Satisfactory	Teacher
21	Tapanga UPS	-	Very good	Satisfactory	Teacher
22	Nial UGME School	Excellent	Excellent	Quite satisfactory	News paper, teacher
23	Barilo PS	Very good	-	Satisfactory	Teacher
24	Rathijema PS	Good	-	Good	Teacher
25	Joginath UPS	Good	Good	Good	Teacher, school
26	Nathpur PUPS	Very good	Very good	Good	Villagers
27	Sisupal Bhoisahi PS	Good	-	Satisfactory	Teacher
28	Nakhaur UGUPS	Very good	Very good	Satisfactory	Teacher
29	Dhauli PUPS	Very good	Very good	Satisfactory	Teacher
30	Janla Nodal UPS	Very good	Very good	Satisfactory	Teacher
31	Ogalapada PS	Very good	-	Good	Teacher
32	Pichukuli Nodal UPS	Satisfactory	Good	Satisfactory	Teacher
33	Sanapadar PS	Very good	-	Satisfactory	Teacher
34	Sankarpur PS	Very Good	-	Satisfactory	Teacher
35	Barakul PS	Very good	-	Good	Villagers
36	Chhatragad UGUPS	Satisfactory	Very good	Quite satisfactory	Teacher
37	Aleidiha PUPS	Satisfactory	Satisfactory	Satisfactory	Teacher
38	Mansingh MES	Satisfactory	Satisfactory	Quite Satisfactory	Teacher
39	Dhanahara UGUPS	Very good	Very good	Satisfactory	Teacher
40	Balipatana PS	Good	-	Satisfactory	Television

*1) No. of schools where community has opined that quantity of MDM at primary level is very good / excellent = 19

2) No. of schools where community has opined that quantity of MDM at upper primary level is very good / excellent = 11

3) No. of schools where overall impression of community on MDM is satisfactory / quite satisfactory = 27

13. Inspection and Supervision:

Table 13.1: Schoolwise status on inspection and supervision of MDM programme by MDM officials since 1-7-10

Sl. No.	School name	Inspection/supervision done by State level officials		Inspection/supervision done by District level officials		Inspection/supervision done by Block level officials	
		No. of times done	Remarks given as	No. of times done	Remarks given as	No. of times done	Remarks given as
1	E-Colony PS	Nil	-	Nil	-	Nil	-
2	Tangi PS	Nil	-	Nil	-	Nil	-
3	Pratap Sasan PS	Nil	-	Nil	-	Nil	-
4	S.N. UP School	Nil	-	Nil	-	Nil	-
5	VSS Nagar UGUP School	Nil	-	Nil	-	Nil	-
6	Pratap Sasan UPS	Nil	-	2	No	1	No
7	Kaipadar Nodal UPS	Nil	-	Nil	-	1	No
8	Dalak UGME School	Nil	-	Nil	-	2	No
9	IRC Village Sector 6 UPS	Nil	-	Nil	-	Nil	-
10	Baghatangi PPS	Nil	-	Nil	-	Nil	-
11	Janata Nagar PPS	Nil	-	Nil	-	Nil	-
12	Ekamra Nagar PPS	Nil	-	Nil	-	Nil	-
13	Nayapalli Sevashram	Nil	-	4	Quality of MDM is ok	Nil	-
14	Tangiapada Sevashram	1	No	Nil	-	4	No
15	Harihara Bidyapitha (UPS)	Nil	-	Nil	-	Nil	-
16	Lingipur UGUPS	Nil	-	Nil	-	Nil	-
17	Nuapatana PS	Nil	-	Nil	-	1	Provide properly cooked MDM
18	Balaramdev Bidyapitha	Nil	-	Nil	-	1	No
19	Deulatangi PUPS	Nil	-	Nil	-	Nil	-
20	Goda PS	Nil	-	Nil	-	Nil	-
21	Tapanga UPS	Nil	-	Nil	-	3	No
22	Nial UGME School	Nil	-	Nil	-	HM Couldn't say	-
23	Barilo PS	Nil	-	Nil	-	Nil	-
24	Rathijema PS	Nil	-	Nil	-	Nil	-
25	Joginath UPS	Nil	-	Nil	-	Nil	-
26	Nathpur PUPS	Nil	-	Nil	-	Nil	-
27	Sisupal Bhoisahi PS	Nil	-	Nil	-	Nil	-
28	Nakhaur UGUPS	Nil	-	Nil	-	Nil	-
29	Dhauri PUPS	Nil	-	Nil	-	Nil	-
30	Janla Nodal UPS	Nil	-	Nil	-	Nil	-
31	Ogalapada PS	Nil	-	Nil	-	Nil	-
32	Pichukuli Nodal UPS	Nil	-	Nil	-	5	MDM program is going on properly
33	Sanapadar PS	Nil	-	Nil	-	Nil	-
34	Sankarpur PS	Nil	-	Nil	-	Nil	-
35	Barakul PS	Nil	-	1	No	1	No
36	Chhatragad UGUPS	Nil	-	Nil	-	1	No
37	Aleidiha PUPS	Nil	-	1	No	Nil	-
38	Mansingh MES	Nil	-	1	No	Nil	-
39	Dhanahara UGUPS	Nil	-	Nil	-	Nil	-
40	Balipatana PS	Nil	-	Nil	-	1	Provide properly cooked MDM

*1) No. of schools inspected/supervised by State level officials since 1-7-10 = 01

2) No. of schools where inspected/supervised by District level officials since 1-7-10 = 05

3) No. of schools where inspected/supervised by Block level officials since 1-7-10 = 11

14. Impact:

Table 14.1: Schoolwise opinion of parents, teachers and students on impact of MDM

Sl. No.	School name	MDM has improved the enrollment and attendance of children	MDM has improved the general health of children	MDM has improved the nutritional status of children
1	E-Colony PS	No	No	Can't say
2	Tangi PS	Yes	Yes	Yes
3	Pratap Sasan PS	Yes	Yes	Yes
4	S.N. UP School	Yes	Yes	Can't say
5	VSS Nagar UGUP School	Yes	Yes	Can't say
6	Pratap Sasan UPS	Yes	Yes	Yes
7	Kaipadar Nodal UPS	Yes	Yes	Yes
8	Dalak UGME School	Yes	No	No
9	IRC Village Sector 6 UPS	Yes	Yes	Can't say
10	Baghatangi PPS	Yes	Yes	No
11	Janata Nagar PPS	Yes	Yes	Can't say
12	Ekamra Nagar PPS	Yes	Yes	Can't say
13	Nayapalli Sevashram	Yes	Yes	Can't say
14	Tangiapada Sevashram	Yes	Yes	Can't say
15	Harihara Bidyapitha (UPS)	Yes	Yes	Can't say
16	Lingipur UGUPS	Yes	Yes	Yes
17	Nuapatana PS	Yes	Yes	Yes
18	Balaramdev Bidyapitha	Yes	Yes	Yes
19	Deulatangi PUPS	Yes	No	Yes
20	Goda PS	Yes	Yes	Can't say
21	Tapanga UPS	Yes	No	No
22	Nial UGME School	Yes	Yes	Can't say
23	Barilo PS	Yes	Yes	Yes
24	Rathijema PS	No	No	No
25	Joginath UPS	Yes	Yes	Yes
26	Nathpur PUPS	Yes	Yes	Yes
27	Sisupal Bhoisahi PS	Yes	Yes	Yes
28	Nakhaur UGUPS	Yes	Yes	Yes
29	Dhauri PUPS	Yes	Yes	Yes
30	Janla Nodal UPS	Yes	Yes	Yes
31	Ogalapada PS	Yes	Yes	Yes
32	Pichukuli Nodal UPS	Yes	No	No
33	Sanapadar PS	No	No	No
34	Sankarpur PS	Yes	Yes	No
35	Barakul PS	Yes	Yes	Yes
36	Chhatragad UGUPS	Yes	Yes	Yes
37	Aleidiha PUPS	Yes	Yes	Yes
38	Mansingh MES	Yes	Yes	Yes
39	Dhanahara UGUPS	Yes	No	No
40	Balipatana PS	Yes	Yes	Yes

*1) No. of schools where parents, teachers and students have opined that MDM has improved students' enrollment and attendance = 37

2) No. of schools where parents, teachers and students have opined that MDM has improved general health of children = 32

3) No. of schools where parents, teachers and students have opined that MDM has improved nutritional status of children=21

JAGATSINGHPUR DISTRICT

Introduction:

Jagatsinghpur is one of the most literate Districts of ODISHA State located in its coastal region. It has 1830 number of schools covered under SSA. The District office concerned with MDM scheme is located at Jagatsinghpur town. In order to implement MDM activities, District as well as Block level officials have been engaged. Besides, the teachers, VEC members and PRI members are also allowed to supervise the MDM scheme at school level. As per the MDM guidelines, food grains (rice, and dal), condiments and oil are provided to the SHG, VEC, NGO who prepares and provides MDM purchasing vegetables and fuel. The cost of vegetables and fuel are paid subsequently. Eggs and mealmakers are also provided by suppliers to schools as per the MDM guidelines circulated by the District authorities.

Procedure and criteria adopted for selection of sample schools:

As per the MoU and ToR, 40 schools have been identified in discussion with the DPO staffs of Sarva Shiksha Abhiyan of the District on 18-2-2011 for monitoring MDM activities at school level. The guidelines mentioned in the ToR have been followed. The 40 schools include 8 urban schools and 32 rural schools. The school wise details of criteria basing upon which the sample schools have been identified have been reflected in the DPO's letter no. **587** dtd. **18-02-2011** placed at page 67. Out of the 40 sample schools, 15 are primary schools (PS) and the rest upper primary schools (UPS). Each of the 40 sample schools has been visited by 01 of the members of the monitoring team who has spent 01 full day at the school to gather MDM related data as per the format prescribed by the MHRD, GoI. The Nodal Officer has also visited one-third of the 40 sample schools as per the ToR. The data have been obtained by interacting with children, teachers, cook, helper, SHG/VEC/NGO providing MDM at school point and by observing the process of MDM preparation, storage and distribution. The data then have been cross-checked, cleaned and tabulated for analysis in respect of different aspects of the MDM scheme.

Mid-Day Meal Scheme:

(i)	Name of the Monitoring Institution	NCDS
(ii)	Period of the report	1-10-2010 to 31-3-2011
(iii)	Name of the District	JAGATSINGHPUR
(iv)	Date of visit to the Districts/EGS/Schools	23-2-2011 to 4-3-2011

1.	<p><u>REGULARITY IN SERVING MEAL:</u> Whether the school is serving hot cooked meal daily? If there was interruption, what was the extent and reasons for the same?</p>	Students, Teachers & Parents																		
	<p>The MI has visited 40 schools and has found that hot cooked meal is served in 38 schools. In 08 of these schools during 1-7-2010 to 31-12-2010, provision of MDM has been stopped for some days (for school wise details, see Table 1.1 at page 70). The reason for interruption of MDM provision are: (1) lack of food grains, (2) lack of fuel, (3) children took meal in a local festival (4) Head Teacher on leave, (5) absence of cook, (6) illness of cook/helper, etc.(For school wise details, see Table 1.1).</p>																			
2.	<p><u>TRENDS:</u> Extent of variation (As per school records vis-à-vis Actuals on the day of visit)</p> <table border="1"> <thead> <tr> <th>No.</th> <th>Details</th> <th>On the day of visit</th> </tr> </thead> <tbody> <tr> <td>i.</td> <td>Enrollment</td> <td>5489</td> </tr> <tr> <td>ii.</td> <td>No. of children opted MDM</td> <td>5377</td> </tr> <tr> <td>iii.</td> <td>No. of children attending the school on the day of visit</td> <td>3926</td> </tr> <tr> <td>iv.</td> <td>No. of children availing MDM as per MDM Register</td> <td></td> </tr> <tr> <td>v.</td> <td>No. of children actually availing MDM on the day of visit</td> <td>3405</td> </tr> </tbody> </table>	No.	Details	On the day of visit	i.	Enrollment	5489	ii.	No. of children opted MDM	5377	iii.	No. of children attending the school on the day of visit	3926	iv.	No. of children availing MDM as per MDM Register		v.	No. of children actually availing MDM on the day of visit	3405	School level registers, MDM Registers Head Teachers, Schools level MDM functionaries / Observation of the monitoring team.
	No.	Details	On the day of visit																	
i.	Enrollment	5489																		
ii.	No. of children opted MDM	5377																		
iii.	No. of children attending the school on the day of visit	3926																		
iv.	No. of children availing MDM as per MDM Register																			
v.	No. of children actually availing MDM on the day of visit	3405																		
<p>In 38 out of the 40 sample schools, MDM is provided for 5377 children in toto. On the day of MI's visit 3926 (73%) of these children had attended their schools but 3405 (63.3%) children had taken MDM (for school wise details, see Table 2.1 at page 70).</p>																				

3.	<p><u>REGULARITY IN DELIVERING FOOD GRAINS TO SCHOOL LEVEL:</u></p> <p>(i) Is school receiving food grain regularly? If there is delay in delivering food grains, what is the extent of delay and reasons for the same?</p>	<p>School level registers, MDM Registers, Head Teacher, School level MDM functionaries.</p>
	<p>Out of the 40 sample schools, 31 schools have received the food grains regularly during in 2010-11. In 07 schools food grains have been received in 10 to 40 days delay (For school wise details, see Table 3.1 at page 71). The reason for delay could not be said by the Head Teacher in 05 sample schools. The stock was in excess and hence food grains were supplied in late in Muguria UPS.</p>	
	<p>(ii) Is buffer stock of one-month's requirement is maintained?</p>	<p>School level registers, MDM Registers, Head Teacher, School level MDM functionaries</p>
	<p>There is a buffer stock of one month's requirement of food grains in only 23 out of the 40 sample schools (For school wise details see, Table 3.1).</p>	
	<p>(iii) Is the quantity of food grains supplied as per the marked / indicated weight ?</p>	
	<p>In 35 out of 40 schools, food grains have been supplied less than the marked weight of the bag (i.e. 50kg). Rice has been received less up to 3 to 12kg. per 50kg. bag and dal has been received less up to 1 to 8kg. per 50kg. bag. (For school wise details, see Table 3.1 at page 71)</p>	
	<p>(iv) Is the food grains delivered at the school?</p>	<p>School level registers, MDM Registers, Head Teacher, School level MDM functionaries</p>
<p>Food grains are delivered at schools in 18 out of 40 sample schools. In 17 schools, the grains are delivered at SHG's house and in 05 schools the grains are delivered at NGO's house (For school wise details, see Table 3.1).</p>		
<p>(v) Is the quality of food grain good?</p>		
<p>In 38 out of 40 sample schools, both rice and dal received have been of good quality. 02 schools do not receive MDM (for school wise details, see Table 3.2 at page 72).</p>		
4.	<p><u>REGULARITY IN DELIVERING COOKING COST TO SCHOOL LEVEL:</u></p> <p>(i) Is school receiving cooking cost in advance regularly? If there is delay in delivering cooking costm what is the extent of delay and reasons for it?</p>	<p>School level registers, MDM Registers, Head Teacher, School level MDM functionaries.</p>
	<p>None of the 40 sample schools has received the cooking cost in advance. The extent of delay of receiving cooking cost has ranged from 3 months to 2 years. The main reason of such delay has been long time taken by the Block Office for processing the bills submitted to get cooking expenditure by the SHGs / VECs (See Table 4.1 at page 73).</p>	

	(ii) In case of delay, how schools manage to ensure that there is no disruption in the feeding programme?	School level registers, MDM Registers, Head Teacher, School level MDM functionaries.
	In case of delay, the SHGs have utilized their own fund; the HMs have utilized their own fund; and the VECs President has utilized his own fund (For school wise details, see Table 4.1 at page 73).	
	(iii) Is cooking cost paid by Cash or through banking channel?	School level registers, MDM Registers, Head Teacher, School level MDM functionaries.
	The cooking cost has been received either through bank or in cash or by cheque (for school wise details, see Table 4.1).	
5.	<u>SOCIAL EQUITY:</u> Did you observe any gender or caste or community discrimination in cooking or serving or seating arrangements?	Observations
	In none of the sample 40 schools, the MI has noticed any discrimination in cooking, serving and sitting arrangement for MDM basing upon gender, caste or community (For school wise details, see Table 5.1 at page 74).	
6.	<u>VARIETY OF MENU:</u> (i) Has the school displayed its weekly menu, and is it able to adhere to the menu displayed?	Observations and discussion with children teachers, parents, VEC members, Gram Panchayat members and cooks.
	None of the 40 sample schools has displayed their weekly menu and none of them has prepared any weekly menu showing provision of different food items in different days. Hence MDM is not prepared as per any weekly menu (for school wise details, see Table 6.1 at page 75)	
	(ii) Is there variety in the food served or is the same food served daily?	Observations and discussion with children teachers, parents, VEC members, Gram Panchayat members and cooks.
	In all the 40 sample schools same food items (Bhata and Dalma) are provided to children daily. The food items are decided by the SHG where SHG provides MDM and in other case, HM and VEC President decides (for school wise details see, Table 6.1).	

	(iii) Does the daily menu include rice / wheat preparation, dal and vegetables?	Observations and discussion with children teachers, parents, VEC members, Gram Panchayat members and cooks.
	In all 40 sample schools, the daily menu includes rice and dal. Vegetables are also part of daily menu in all schools (For school wise details, see Table 6.1).	
7.	<u>QUALITY & QUANTITY OF MEAL:</u> Feedback from children on i. Quality of meal:	Observations of Investigation during MDM service
	In all 40 sample schools, children have appreciated the quality of both rice and dal (For school wise details, see Table 7.1 at page 76).	
	ii. Quantity of meal:	Observations of Investigation during MDM service
	In all 40 sample schools, children have appreciated the quantity of rice and dal served to them (For school wise details, see Table 7.1)	
	iii. {If children were not happy Please give reasons and suggestions to improve.}	Observations of Investigation during MDM service
The children have not expressed unhappiness over both the quantity and quality of rice and dal (For school wise details, see Table 7.1).		
8.	<u>SUPPLEMENTARY:</u> (i) Is there school Health Card maintained for each child?	Teachers, Students, School Record
	In 22 out of the 40 sample schools, for each child a school health card has been maintained (For school wise details, see Table 8.1 at page 77).	
	(ii) No. of times health check up of children done since 1-7-2010.	
	Health check up of children has been done in 07 schools since 1-7-010 and it has been done 1 time in different schools (for school wise details, see Table 8.1).	
	(iii) Whether children are given micronutrients (Iron, folic acid, vitamin – A dosage) and de-worming medicine periodically?	Teachers, Students, School Record
In none of the 40 sample schools, iron tablets have been given periodically and in none of the 40 schools, Vitamin A tablets and de-worming tablets have been given periodically (for school wise details, see Table 8.1 at page 77). But in a few schools (12) these medicines have been given once.		
(iv) Who administers these medicines and at what frequency?	Teachers, Students, School Record	
The medicines have been provided by the State Government.		

	(v) No. of times these medicines have been given since 1-7-2010.	
	The medicines have been given one time in 12 schools (See Table 8.1).	
9.	<u>STATUS OF COOKS:</u> (i) Who cooks and serves the meal? (Cook/helper appointed by the Department or Self Help Group, or NGO or Contractor)	Observations and discussion with children teachers, parents, VEC members, Gram Panchayat members and cooks.
	Out of the 38 sample schools serving MDM, cook and helper have been engaged by SHG in 03 schools and in the rest of the schools by VEC / Department (For school wise details, see Table 9.1 at page 78).	
	(ii) Is the number of Cooks and Helpers engaged as per Govt. of India norms?	Observations and discussion with children teachers, parents, VEC members, Gram Panchayat members and cooks.
	(iii) What is remuneration paid to cooks/helpers?	Observations and discussion with children teachers, parents, VEC members, Gram Panchayat members and cooks.
	The Cook is paid Rs.600/- per month and the Helper is paid Rs.400/- per month in all of the 38 sample schools serving MDM. (For school wise details, see Table 9.1).	
	(iv).Are the remuneration paid to cooks/helpers regularly?	Observations and discussion with children teachers, parents, VEC members, Gram Panchayat members and cooks.
	In no school, the Cook and Helper are paid their remuneration regularly. They get their remunerations with a delay of 2 to 12 months in different schools (For school wise details, see Table 9.1).	
(v) Social Composition of cooks /helpers? (SC/ST/OBE/Minority)	Observations and discussion with children teachers, parents, VEC members, Gram Panchayat members and cooks.	
In 30 out of the sample 40 schools, the Cook belongs to SC/ ST/ OBC/ minority community. In 35 schools, the Helper belongs to SC/ST/OBC/minority community (For school wise details, see Table 9.1).		

	<p><u>INFRASTRUCTURE:</u></p> <p>1) Is a pucca kitchen shed-cum-store:</p> <p>(i) Constructed and in use (j) Constructed but not in use under (k) Under construction (l) Sanctioned, but constructed not started (m) Not sanctioned</p> <p>Any other (specify)</p>	<p>School records, discussion with head teacher, teacher, VEC, Gram Panchayat members.</p>
10.	<p>Out of the 38 sample schools covered under MDM, pucca kitchen shed is not sanctioned for 14 schools. In 03 schools a pucca kitchen shed-cum-store has been constructed and is in use for both cooking and storing. In 10 schools, it is constructed but not is use for storing. In 05 schools, it is under construction whereas in 05 schools it is sanctioned but the construction work has not started (For school wise details, see Table 10.1 at page 79). In 01 school, pucca kitchen-cum-store has been constructed and not in use for cooking.</p> <p>2. Construction grant received under which scheme?</p> <p>All the 24 schools who have got the sanction for constructing the kitchen-cum-store have got it under the MDM scheme (For school wise details, see Table 10.1).</p> <p>3. Reason for not using the constructed kitchen-cum-store for cooking and storing</p> <p>The constructed kitchen-cum-store is not used for cooking for lack of ventilation system (01 school) and the same is not used for storing for fear of theft (07 schools) and for keeping the food grains at SHG's / NGO's house (03 schools) (For school wise details, see Table 10.1).</p>	
11.	<p>In case the pucca kitchen shed is not available, where is the food being cooked and where are the food grains/other ingredients being stored.</p> <p>There are 24 schools out of the 40 sample schools where pucca kitchen is not used for cooking MDM. Out of these, in 02 schools, MDM is cooked in open place. In 05 school, it is cooked on school verandah. In 01 school, it is cooked in a cyclone-center house whereas in 16 schools, it is cooked in an asbestos / tin / tile roofed house.</p> <p>There are 34 schools where MDM is not stored in a pucca kitchen-cum-store. Out of these, MDM is stored in SHG house in 16 schools, in NGO's house in 03 schools and in HM's room / classroom / NPEGEL house / stock room / office room of school in 15 schools (For school wise details, see Table 10.2 at page 80)</p>	<p>Discussion with head teacher, teacher, VEC, Gram Panchayat members, Observation</p>

12.	Whether potable water is available for cooking and drinking purpose?	-do-
	In 38 out of 40 sample schools, potable water is available for cooking and drinking purpose (For school wise details, see Table 10.2).	
13.	Whether utensils used for king food are adequate?	Teachers/Organizer of MDM Programme
	In 31 out of 40 sample schools, adequate utensils are available for cooking MDM (For school wise details, see Table 10.2)	
14.	What is the kind of fuel used? (Gas based/firewood etc.)	Observation
	In 37 schools, firewood is used as fuel. In the rest 01 schools, coal is used as fuel (For school wise details, see Table 10.2). In 01 school, gas is also used in addition to fire wood, whenever necessary.	
15.	<u>SAFETY & HYGIENE:</u> (iv) General Impression of the environment, Safety and hygiene:	Observation
	In 39 out of 40 sample schools, clean and safe environment exists (For school wise details, see Table 11.1 at page 81).	
	ii. Are children encouraged to wash hands before and after eating	observation
	In 36 out of 40 sample schools children are encouraged by the teachers to wash hands before and after eating MDM. (For school wise details, see Table 11.1). In 02 schools (pinpur –II PS and Ichhapur UPS) MDM has not been served. Other 02 school are not covered under MDM.	
	iii. Do the children partake meals in an orderly manner?	observation
	In 36 out of the 40 sample schools children are seen to partake MDM in an orderly manner (Table 11.1).	
	iv. Conservation of water?	Observation
	In 36 out of 40 sample schools, children are found to conserve water (For school wise details, see Table 11.1).	
v. Is the cooking process and storage of fuel safe, not posing any fire hazard?	observation	
In 36 sample schools, cooking and storage places are found to be safe from any fire hazard (Table 11.1).		
16.	COMMUNITY PARTICIPATION: 1) Extent of participation by Parents/ VECs /Panchayats /Urban bodies in daily supervision, monitoring, participation	Discussion with head teacher, teacher, VEC, Gram Panchayat members

	<p>In 03 schools parents supervise and monitor the MDM. In 37 schools VEC and in 26 schools PRI/ULB supervise and monitor MDM (For school wise details, see Table 12.1 at page 82).</p>	
	<p>2) Any roster maintained by community for supervision of MDM?</p>	
	<p>Roster is not maintained in all 40 sample schools (Table 12.1).</p>	
	<p>3) (a) opinion of community on quantity of MDM per child at primary level</p>	
	<p>In 10 out of 38 sample schools, the community has opined that the quantity of MDM per child at primary level is very good / excellent (For school wise details, see Table 12.2).</p>	
	<p>(b) Opinion of community on quantity of MDM per child at upper primary level.</p>	
	<p>In 07 out of 38 sample schools, the community has opined that the quantity of MDM per child at upper primary level is very good/ excellent (For school wise details, see Table 12.2 at page 83).</p>	
	<p>(c) Overall impression of MDM programme.</p>	
	<p>In 27 out of 38 schools, the overall impression of community on MDM is satisfactory / quite satisfactory (Table 12.2).</p>	
	<p>(d) From where do you know about MDM.</p>	
	<p>The community has known about MDM from various sources like school, Block office and teacher (For school wise details, see Table 12.2).</p>	
17.	<p>INSPECTION & SUPERVISION Has the mid day meal programme been inspected by any state/district/block level officers/officials?</p>	<p>School records, discussion with head teacher, teachers, VEC, Gram Panchayat members</p>
	<p>In 16 schools the Block level officers have inspected MDM programme; in 08 schools District level officers have inspected; and in only 01 school State level officers have inspected MDM scheme (For school wise details, see Table 13.1 at page 84).</p>	
18.	<p>IMPACT Has the mid day meal improved the enrollment, attendance of children in school, general well being (nutritional status) of children? Is there any other incidental benefits due to serving cooked meal in schools.</p>	<p>School records, discussion with head teacher, teachers, students, VEC, Gram Panchayat members.</p>
	<p>The Head Teachers, students and parents in 31 schools have acknowledged that MDM contributes to improving enrollment, attendance and general health of the children. But only in 18 schools, they have opined that MDM contributes to improve the nutritional status of children (For school wise details, see Table 14.1 at page 85).</p>	

DISTRICT PROJECT OFFICE
SARVA SIKSHA ABHIYAN (SSA) : JAGATSINGHPUR

Phone : 06724 – 222998
Fax : 06724 - 223130

E – mail : dpcjagatsinghpur@opepa.in

Letter No. 587 /Date 18/02/2011

From

Sri Nirmal Chandra Das, O.A.S.-1 (JB)
District Project Co-ordinator,
SSA, Jagatsinghpur

To

All BRC Co-ordinators,
SSA , Jagatsinghpur

Sub: Monitoring of SSA & MDM activities during 1.10.2010 to 31.03.2011 – Regarding.

Sir,

In inviting a reference to the subject cited above , I am to inform you that the monitoring team of NKC Centre for Development Studies , Bhubaneswar (Monitoring Institute) shall visit to the selected 40 schools (copy enclosed) for data collection . You are requested to intimate the HM/VEC/MDM provider of the concerned schools to remain present during the date of their visit to school and co – operate in providing necessary data. You are also requested to intimate the matter at all CRCCs of your Block and do the needful at your end.

Yours faithfully,


District Project Coordinator
SSA, Jagatsinghpur

Memo No 588 /Date 18/02/2011

Copy submitted to the Addl. Director (Planning) , OPEPA , Bhubaneswar for favour of kind information.


District Project Coordinator
SSA, Jagatsinghpur

Memo No 589 /Date 18/02/2011

Copy submitted to the Nodal Officer, NKCCDS (Monitoring SSA and MDM), Bhubaneswar for kind information and necessary action.


District Project Coordinator
SSA, Jagatsinghpur

Memo No 590 /Date 18/02/2011

Copy submitted to P.A to Collector, Jagatsinghpur for favour of kind information of Collector cum – Chairman, SSA , Jagatsinghpur


District Project Coordinator
SSA, Jagatsinghpur

Memo No 591 /Date 18/02/2011

Copy to District Inspector of Schools Jagatsinghpur / Tirtol for information & necessary action.


District Project Coordinator
SSA, Jagatsinghpur

C:\Documents and Settings\NTRAJAN\N\Desktop\ETC\It.doc

66

List of 40 Sample Schools for monitoring of SSA Activities and MDM Programme in Jagatsinghpur District during Dt – 01.10.2010 to Dt – 31.03.2011 by NKC Centre for Development Studies, Bhubaneswar (Monitoring Institute)

SI No	Name of the Schools	Name of Block / ULB	Category	Date of Visit	Remarks	DISE Code
1	Purohitpur UPS	Jagatsinghpur MPLT	CAL	24.02.2011		
2	Mandasahi UPS	Jagatsinghpur Block	CAL	23.02.2011		
3	Redhua UPS	Raghunathpur Block	CAL	23.02.2011		
4	Kendal UPS	Jagatsinghpur Black		1.03.2011		
5	Muguria UPS	Raghunathpur Block	Civil work	3.3.2011		
6	Dhuanpari UPS	Tirtol Black	Civil Work	25.02.2011		
7	Pinpur – II PS (Muguria)	Raghunathpur Block		03.03.2011		
8	Biritol M.E School	Tirtol Block		24.02.2011		
9	Gelapur M.E School	Biridi Block		25.02.2011		
10	Dasarathi UPS (Manguli)	Biridi Block		25.02.2011		
11	Punanga PS	Jagatsinghpur Block		03.03.2011		
12	Sri Rama Chandra UPS	Jagatsinghpur MPLT	CWSN	25.02.2011		
13	Ichhapur UPS	Balikuda Block		03.03.2011		
14	Puran UPS	Biridi Block	CWSN	28.02.2011		
15	Alando PS	Biridi Block	CWSN	24.02.2011		
16	Alando UPS	Biridi Block		24.02.2011		
17	Gopaljiew UPS (Nuabazar)	Paradeep MPL	NPEGEL	28.02.2011	OOSC , SC / ST	
18	Gopala Ballav Sanskrit Toll	Jagatsinghpur Block		28.02.2011		
19	Chatara Girls PS	Jagatsinghpur MPL		01.03.2011		
20	Saraswata PS	Biridi Block		28.02.2011		
21	Sanra UPS	Tirtol Block		24.02.2011		
22	Batatira UPS	Raghunathpur Block		23.02.2011		
23	Radhanga UPS	Raghunathpur Block		01.03.2011		
24	Radhanga PS	Raghunathpur Block		01.03.2011		
25	Noliasahi PS	Paredeep MPL	NRSTC	28.02.2011		
26	Practising PS	Jagatsinghpur MPL		23.02.2011		
27	Jaganath PS	Jagatsinghpur Block		23.02.2011		

C:\Documents and Settings\NIRAJAN\Desktop\ETC\ft.doc

67

28	Mangalpur PS	Jagatsinghpur Block		01.03.2011	
29	Nendra PS	Balikuda Block	NRSTC	4.03.2011	
30	Iswarpur PS	Balikuda Block		03.03.2011	
31	Beer Factory PS	Paradeep MPL	NRSTC	28.02.2011	
32	Kania UPS	Balikuda Block		04.03.2011	
33	Saanpur UPS	Jagatsinghpur Block		04.03.2011	
34	Abdul Rahim UPS	Tirtol Block		04.03.2011	Minority
35	Mulising PS	Tirtol Block		04.03.2011	Minority
36	Ganailo PS	Raghunathpur Block		03.03.2011	
37	Ganailo UPS	Raghunathpur Block		04.03.2011	
38	Akhandal UPS	Tirtol Block		01.03.2011	
39	Basandhara UPS	Biridi Block		25.02.2011	
40	Tirtol PS	Tirtol Block		28.02.2011	

- NB: 1. KGBV is not operating in the District.
 2: Residential Special Training Centre are not proposed in AWP and B 2010 – 11 of the district.
 3: Non Residential Special Training Centres shall be opened after obtaining approval of SPO in 2010 – 11.

PK Acharya
 18/2/2011
 Nodal Officer, NCDS
 (Monitoring SSA & MDM Programme)

10/2/2011
 District Project Coordinator
 SSA, Jagatsinghpur

JAGATSINGHPUR DISTRICT

a. Regularity in Serving Meal:

Table 1.1: Schoolwise status on regularity in serving meal during 1-7-10 to 31-12-10

Sl. No.	School name	Hot cooked meal served daily	If no, what is served?	Period of school days (total no.) when meal was not served	Reasons for interruption in serving hot cooked meal
1	Purohitpur UPS	Yes			
2	Mandasahi UPS	Yes		MDM Register not available	
3	Redhua UPS	Yes			
4	Kendal UPS	Yes			
5	Muguria UPS	Yes			
6	Dhuanpari UPS	Yes		18-12-10 (01 day)	Cook and helper went to receive remuneration and hence remained absent
7	Pinpur –II PS (Muguria)	Yes			
8	Biritol PS	Yes			
9	Gelapur M.E. School	Yes			
10	Dasarathi UPS (Manguli)	Yes			
11	Punanga PS	Yes			
12	Sri Rama Chandra UPS	Yes			
13	Ichhapur UPS	Yes			
14	Puran UPS	Yes		a.13-01-11, 15-01-11 to 21-01-11 (7 days) b. 25-08-10 to 28-08-10, 30-08-10, 31-08-10, 25-09-10, 27-09-10 to 30-09-10 11 days)	a. Lack of fuel b. Reason not mentioned in the MDM Register
15	Alando PS	Yes			
16	Alando UPS	Yes			
17	Gopaljiew UPS (Nuabazar)	Yes			
18	Gopal Ballav Sanskrit Toll	MDM not given			School not covered under MDM
19	Chatara Girls PS	Yes			
20	Saraswata PS	Yes			
21	Sanra UPS	Yes		21-10-10 (01 day)	Illness of cook
22	Batatira UPS	Yes			
23	Radhanga UPS	Yes		a.12-02-11 (01 day) b. 06-11-10, 08-11-10 to 10-11-10 (04 days)	a. Cook remained absent b. H.M was on leave
24	Radhanga PS	Yes			
25	Noliasahi PS	Yes		a.03-07-10 (01 day) b. 18-09-10 (01 day)	a. Illness of cook and helper b. Low attendance
26	Practising PS	Yes			
27	Jaganath PS	Yes			
28	Managalpur PS	Yes			
29	Nendra PS	Yes		08-0-10,03-03-11 (2 days)	Children took meal in a local festival
30	Iswarpur PS	Yes			
31	Beer Factory PS	MDM not given			School not covered under MDM
32	Kania UPS	Yes			
33	Saanpur UPS	Yes			
34	Abdul Rahim UPS	Yes			
35	Mulising PS	Yes			
36	Ganailo PS	Yes			
37	Ganailo UPS	Yes			
38	Akhandal UPS	Yes			
39	Basandhara UPS	Yes		23-02-11	Illness of cook
40	Tirtol PS	Yes		17-08-10 to 20-08-10, 23-09-10, 24-09-10, 27-09-10 to 30-09-10 (10 days)	Lack of stock

*1) No. of schools that served MDM with interruption = 08

2. Trends:

Table 2.1: Schoolwise status on trends of MDM consumption

Sl. No.	School name	No. of children enrolled	No. of children opted for MDM	No. of children attended school on visit day of MI	No. of children availed MDM as per MDM Register	No. of children actually availed MDM on visit day of MI	No. of children availed MDM on the day previous to the visit day of MI
1	Purohitpur UPS	309	309	218	Reg. not available	135	Reg. not available
2	Mandasahi UPS	309	309	271	267	264	278
3	Redhua UPS	205	205	180	180	150	194
4	Kendal UPS	274	274	224	224	214	196
5	Muguria UPS	195	195	50	Reg. not available	47	Reg. not available
6	Dhuanpari UPS	77	77	75	75	81	65
7	Pinpur –II PS (Muguria)	44	44	04	MDM not served	MDM not served	40
8	Biritol PS	25	25	19	19	19	20
9	Gelapur M.E. School	71	71	53	53	53	57
10	Dasarathi UPS (Manguli)	82	82	55	48	55	26
11	Punanga PS	111	111	103	Reg. not available	96	Reg. not available
12	Sri Rama Chandra UPS	136	136	106	106	100	74
13	Ichhapur UPS	213	213	156	156	155	152
14	Puran UPS	209	209	143	MDM not served	MDM not served	MDM not served
15	Alando PS	126	126	110	112	100	122
16	Alando UPS	141	141	118	118	110	111
17	Gopaljiew UPS (Nuabazar)	239	239	114	114	40	145
18	Gopal Ballav Sanskrit Toll	5	No MDM	No MDM	No MDM	No MDM	No MDM
19	Chatara Girls PS	97	97	60	Reg. not available	60	Reg. not available
20	Saraswata PS	97	97	70	70	70	80
21	Sanra UPS	215	215	175	175	168	167
22	Batatira UPS	95	95	78	78	70	82
23	Radhanga UPS	83	83	76	76	56	74
24	Radhanga PS	72	72	44	44	44	68
25	Noliasahi PUPS	311	311	190	Reg. not available	138	169
26	Practising PS	77	77	55	Reg. not available	58	Reg. not available
27	Jaganath PS	149	149	84	84	76	90
28	Managalpur PS	61	61	46	46	45	42
29	Nendra PS	110	110	88	88	88	76
30	Iswardpur PS	60	60	38	38	39	43
31	Beer Factory PS	107	No MDM	No MDM	No MDM	No MDM	No MDM
32	Kania UPS	218	218	160	160	160	147
33	Saanpur UPS	88	88	77	77	68	79
34	Abdul Rahim UPS	200	200	167	167	134	165
35	Mulising PS	177	177	125	125	122	149
36	Ganailo PS	45	45	30	30	30	32
37	Ganailo UPS	102	102	83	83	83	91
38	Akhandal UPS	213	213	172	172	172	181
39	Basandhara UPS	54	54	39	39	37	35
40	Tirtol PS	87	87	70	70	68	57
	Total	5489	5377	3926		3405	

* 1) % of children attended school = 73.0

2) % of children actually availed MDM on visit day of MI= 63.3

3. Regularity in Delivering Food Grains to School Level:

Table 3.1: Schoolwise status on delivery of food gains

Sl. No.	School name	Receiving food grains regularly	Extent of delay in receiving food grains	Reasons of delay	Buffer stock of one month's need is kept	Quantity of food grains supplied as per the marked weight	Approximate kg. less supply per 50 kg. bag		Food grain is delivered at
							Rice	Dal	
1	Purohitpur UPS	Yes	-	-	No	No	3 to 4 kg	3 to 4 kg	NGO Office
2	Mandasahi UPS	Yes	-	-	Yes	No	5 kg	1 kg	School
3	Redhua UPS	Yes	-	-	No	No	4 kg	-	School
4	Kendal UPS	Yes	-	-	No	Yes	-	-	School
5	Muguria UPS	No	40 days	Excess stock	Yes	No	5 kg	2 kg	SHG House
6	Dhuanpari UPS	Yes	-	-	Yes	No	5 kg	3 kg	SHG House
7	Pinpur –II PS (Muguria)	Yes	-	-	No	Yes	-	-	School
8	Biritol PS	Yes	-	-	Yes	No	10 kg	4 kg	SHG House
9	Gelapur M.E. School	Yes	-	-	Yes	No	4 to 5 kg	4 to 5 kg	SHG House
10	Dasarathi UPS (Manguli)	No	1 month	Can't say	Yes	No	8 kg	5 kg	SHG House
11	Punanga PS	Yes	-	-	No	No	5 to 7 kg	5 to 6 kg	SHG House
12	Sri Rama Chandra UPS	Yes	-	-	No	No	5 kg	5 to 8 kg	SHG House
13	Ichhapur UPS	Yes	-	-	Yes	No	5 kg	3 kg	School
14	Puran UPS	No	10 days	Can't say	No	No	8 kg	-	SHG House
15	Alando PS	Yes	-	-	No	No	7 kg	5 kg	School
16	Alando UPS	Yes	-	-	No	No	5 kg	-	School
17	Gopaljiew UPS (Nuabazar)	Yes	-	-	Yes	No	5 kg	-	School
18	Gopal Ballav Sanskrit Toll	No MDM	No MDM	No MDM	No MDM	No MDM	No MDM	No MDM	No MDM
19	Chatara Girls PS	Yes	-	-	No	No	3 to 4 kg	3 to 4 kg	NGO
20	Saraswata PS	No	1 month	Can't say	Yes	No	5 kg	2 kg	SHG House
21	Sanra UPS	Yes	-	-	Yes	No	5 kg	3 kg	SHG House
22	Batatira UPS	No	-	Can't say	Yes	No	2 kg	2 kg	School
23	Radhanga UPS	Yes	-	-	No	No	5 kg	5 kg	School
24	Radhanga PS	Yes	-	-	Yes	No	7 kg	3 kg	School
25	Noliasahi PS	Yes	-	-	Yes	No	5 kg	5 kg	School
26	Practising PS	Yes	-	-	No	No	3 to 4 kg	3 to 4 kg	NGO
27	Jaganath PS	Yes	-	-	Yes	Yes	-	-	School
28	Managalpur PS	Yes	-	-	Yes	No	7 kg	-	School
29	Nendra PS	Yes	-	-	Yes	No	12 kg	7 kg	School
30	Iswarpur PS	Yes	-	-	Yes	No	5 kg	2 kg	SHG House
31	Beer Factory PS	No MDM	No MDM	No MDM	No MDM	No MDM	No MDM	No MDM	No MDM
32	Kania UPS	No	40 days	Can't say	Yes	No	5 to 7 kg	3 to 5 kg	SHG House
33	Saanpur UPS	Yes	-	-	No	No	5 kg	3 kg	SHG House
34	Abdul Rahim UPS	Yes	-	-	Yes	No	5 kg	2 kg	SHG House
35	Mulising PS	No	1 month 3 days	No stock	No	No	7 kg	5 kg	SHG House
36	Ganailo PS	Yes	-	-	Yes	No	4 kg	5 kg	SHG House
37	Ganailo UPS	Yes	-	-	No	No	5 kg	2 kg	School
38	Akhandal UPS	Yes	-	-	Yes	No	5 kg	2 kg	School
39	Basandhara UPS	Yes	-	-	Yes	No	11 kg	8 kg	SHG House
40	Tirtol PS	Yes	-	-	Yes	No	5 kg	3 kg	School

*1) No. of schools getting food grains regularly= 31

3) No. of schools getting less supply of food grains= 35

5) Amount of rice less received per 50 kg. bag = 2 to 12 kg.

2) No. of schools having 01 month's extra food grains = 23

4) No. of schools receiving food grains at school point= 18

6) Amount of dal less received per 50 kg. bag = 1 to 8 kg

Table 3.2: Schoolwise status on quality of food gains received

Sl. No.	School name	Quality of food grains received is good	Nature of defect seen in quality of food grains	
			Rice	Dal
1	Purohitpur UPS	Good	-	-
2	Mandasahi UPS	Good	-	-
3	Redhua UPS	Good	-	-
4	Kendal UPS	Good	-	-
5	Muguria UPS	Good	-	-
6	Dhuanpari UPS	Good	-	-
7	Pinpur –II PS (Muguria)	Good	-	-
8	Biritol PS	Good	-	-
9	Gelapur M.E. School	Good	-	-
10	Dasarathi UPS (Manguli)	Good	-	-
11	Punanga PS	Good	-	-
12	Sri Rama Chandra UPS	Good	-	-
13	Ichhapur UPS	Good	-	-
14	Puran UPS	Good	-	-
15	Alando PS	Good	-	-
16	Alando UPS	Good	-	-
17	Gopaljiew UPS (Nuabazar)	Good	-	-
18	Gopal Ballav Sanskrit Toll	No MDM	-	-
19	Chatara Girls PS	Good	-	-
20	Saraswata PS	Good	-	-
21	Sanra UPS	Good	-	-
22	Batatira UPS	Good	-	-
23	Radhanga UPS	Good	-	-
24	Radhanga PS	Good	-	-
25	Noliasahi PS	Good	-	-
26	Practising PS	Good	-	-
27	Jaganath PS	Good	-	-
28	Managalpur PS	Good	-	-
29	Nendra PS	Good	-	-
30	Iswarpur PS	Good	-	-
31	Beer Factory PS	No MDM	-	-
32	Kania UPS	Good	-	-
33	Saanpur UPS	Good	-	-
34	Abdul Rahim UPS	Good	-	-
35	Mulising PS	Good	-	-
36	Ganailo PS	Good	-	-
37	Ganailo UPS	Good	-	-
38	Akhandal UPS	Good	-	-
39	Basandhara UPS	Good	-	-
40	Tirtol PS	Good	-	-

*1) No. of schools getting good quality of food grains = 38

4. Regularity in Delivering Cooking Cost to School Level:

Table 4.1: Schoolwise status on delivery of food gains

Sl. No.	School name	Receiving cooking cost in advance regularly	Extent of delay in getting cooking cost	Reasons of delay	Where from cooking cost is managed in case of delay in receiving it?	How is cooking cost paid?
1	Purohitpur UPS	No	3 months	Could not say	NGO's own fund	Cheque
2	Mandasahi UPS	No	6 months	Official delay	SHG's own fund	Cash
3	Redhua UPS	No	8 months	Official delay	HM's own fund	Cheque
4	Kendal UPS	No	4 months	Official delay	HM's own fund	Cheque
5	Muguria UPS	No	10 months	Could not say	SHG's own fund	Cheque
6	Dhuanpari UPS	No	1 yeas	Official delay	SHG's own fund	Cash
7	Pinpur –II PS (Muguria)	No	8 months	Official delay	HM's own fund	Through bank
8	Biritol PS	No	14 months	No allotment from office	SHG's own fund	Through bank
9	Gelapur M.E. School	No	8 months	Official delay	SHG's own fund	Cheque
10	Dasarathi UPS (Manguli)	No	6 months	Can't say	SHG's own fund	Cheque
11	Punanga PS	No	6 months	Could not say	SHG's own fund	Through bank
12	Sri Rama Chandra UPS	No	5 months	Can't say	SHG's own fund	Through bank
13	Ichhapur UPS	No	6months	Official delay	SHG's own fund	By cash
14	Puran UPS	No	5 months	Official delay	SHG's own fund	Cheque
15	Alando PS	No	3 months	Official delay	VEC President's fund	Cheque
16	Alando UPS	No	4 months	Official delay	HM's own fund	By cash
17	Gopaljiew UPS (Nuabazar)	No	24 months	Official delay	HM's own fund	Cheque
18	Gopal Ballav Sanskrit Toll	No MDM	No MDM	No MDM	No MDM	No MDM
19	Chatara Girls PS	No	3 months	Official delay	NGO's own fund	Through bank
20	Saraswata PS	No	3 months	Could not say	SHG's own fund	Cheque
21	Sanra UPS	No	18 months	Can not say	SHG's own fund	By cash
22	Batatira UPS	No	12 months	Official delay	HM's own fund	By Cheque
23	Radhanga UPS	No	10 months	Reason not known	HM's own fund	By Cheque
24	Radhanga PS	No	12 months	Cant not say	HM's own fund	Through bank
25	Noliasahi PS	No	10 months	Official delay	HM's own fund	Through bank
26	Practising PS	No	3 months	Could not say	NGO's own fund	Cheque
27	Jaganath PS	No	5 months	No allotment	HM's own fund	Through bank
28	Managalpur PS	No	4 months	Official delay	HM's own fund	Through bank
29	Nendra PS	No	4 months	Official delay	HM and VEC President fund	Cheque
30	Iswarpur PS	No	3 months	No allotment	SHG's own fund	By cash
31	Beer Factory PS	No MDM	No MDM	No MDM	No MDM	No MDM
32	Kania UPS	No	4 months	Official delay	SHG's own fund	Cheque
33	Saanpur UPS	No	6 months	Could not say	SHG's own fund	Through bank
34	Abdul Rahim UPS	No	12 months	Can not say	SHG's own fund	Cheque
35	Mulising PS	No	18 months	Official delay	SHG's own fund	Through bank
36	Ganailo PS	No	6 months	Official delay	SHG's own fund	Through bank
37	Ganailo UPS	No	6 months	Official delay	HM's own fund	Through bank
38	Akhandal UPS	No	12 months	Official delay	SHG's own fund	Through bank
39	Basandhara UPS	No	3 months	No allotment	SHG's own fund	Through bank
40	Tirtol PS	No	18 months	Official delay	HM's own fund	By cash

*1) No. of schools getting cooking cost in advance regularly= Nil

5. Social Equity:

Table 5.1: Schoolwise status on gender, caste and community wise discrimination in cooking and serving MDM and seating arrangement made for children to take MDM

Sl. No.	School name	Gender discrimination in			Caste discrimination in			Community discrimination in		
		Cooking	Serving	Seating	Cooking	Serving	Seating	Cooking	Serving	Seating
1	Purohitpur UPS	No	No	No	No	No	No	No	No	No
2	Mandasahi UPS	No	No	No	No	No	No	No	No	No
3	Redhua UPS	No	No	No	No	No	No	No	No	No
4	Kendal UPS	No	No	No	No	No	No	No	No	No
5	Muguria UPS	No	No	No	No	No	No	No	No	No
6	Dhuanpari UPS	No	No	No	No	No	No	No	No	No
7	Pinpur –II PS (Muguria)	No	No	No	No	No	No	No	No	No
8	Biritol PS	No	No	No	No	No	No	No	No	No
9	Gelapur M.E. School	No	No	No	No	No	No	No	No	No
10	Dasarathi UPS (Manguli)	No	No	No	No	No	No	No	No	No
11	Punanga PS	No	No	No	No	No	No	No	No	No
12	Sri Rama Chandra UPS	No	No	No	No	No	No	No	No	No
13	Ichhapur UPS	No	No	No	No	No	No	No	No	No
14	Puran UPS	No	No	No	No	No	No	No	No	No
15	Alando PS	No	No	No	No	No	No	No	No	No
16	Alando UPS	No	No	No	No	No	No	No	No	No
17	Gopaljiew UPS (Nuabazar)	No	No	No	No	No	No	No	No	No
18	Gopal Ballav Sanskrit Toll	No MDM	No MDM	No MDM	No MDM	No MDM	No MDM	No MDM	No MDM	No MDM
19	Chatara Girls PS	No	No	No	No	No	No	No	No	No
20	Saraswata PS	No	No	No	No	No	No	No	No	No
21	Sanra UPS	No	No	No	No	No	No	No	No	No
22	Batatira UPS	No	No	No	No	No	No	No	No	No
23	Radhanga UPS	No	No	No	No	No	No	No	No	No
24	Radhanga PS	No	No	No	No	No	No	No	No	No
25	Noliasahi PS	No	No	No	No	No	No	No	No	No
26	Practising PS	No	No	No	No	No	No	No	No	No
27	Jaganath PS	No	No	No	No	No	No	No	No	No
28	Managalpur PS	No	No	No	No	No	No	No	No	No
29	Nendra PS	No	No	No	No	No	No	No	No	No
30	Iswarpur PS	No	No	No	No	No	No	No	No	No
31	Beer Factory PS	No MDM	No MDM	No MDM	No MDM	No MDM	No MDM	No MDM	No MDM	No MDM
32	Kania UPS	No	No	No	No	No	No	No	No	No
33	Saanpur UPS	No	No	No	No	No	No	No	No	No
34	Abdul Rahim UPS	No	No	No	No	No	No	No	No	No
35	Mulising PS	No	No	No	No	No	No	No	No	No
36	Ganailo PS	No	No	No	No	No	No	No	No	No
37	Ganailo UPS	No	No	No	No	No	No	No	No	No
38	Akhandal UPS	No	No	No	No	No	No	No	No	No
39	Basandhara UPS	No	No	No	No	No	No	No	No	No
40	Tirtol PS	No	No	No	No	No	No	No	No	No

6. Variety of Menu:

Table 6.1: Schoolwise status on MDM menu

Sl. No.	School name	Weekly MDM menu displayed	MDM is prepared as per weekly menu	Who decides the menu?	Nature of food items served	Daily menu includes rice	Daily menu includes wheat	Daily menu includes dal	Daily menu includes vegetables
1	Purohitpur UPS	No	Not at all	NGO	Same items daily	Every day	Not at all	Every day	Every day
2	Mandasahi UPS	No	Not at all	SHG	Same items daily	Every day	Not at all	Every day	Every day
3	Redhua UPS	No	Not at all	H.M	Same items daily	Every day	Not at all	Every day	Every day
4	Kendal UPS	No	Not at all	H.M	Same items daily	Every day	Not at all	Every day	Every day
5	Muguria UPS	No	Not at all	SHG	Same items daily	Every day	Not at all	Every day	Every day
6	Dhuanpari UPS	No	Not at all	SHG & H.M	Same items daily	Every day	Not at all	Every day	Every day
7	Pinpur –II PS (Muguria)	No	Not at all	H.M	Same items daily	Every day	Not at all	Every day	Every day
8	Biritol PS	No	Not at all	H.M	Same items daily	Every day	Not at all	Every day	Every day
9	Gelapur M.E. School	No	Not at all	SHG	Same items daily	Every day	Not at all	Every day	Every day
10	Dasarathi UPS (Manguli)	No	Not at all	SHG	Same items daily	Every day	Not at all	Every day	Every day
11	Punanga PS	No	Not at all	SHG	Same items daily	Every day	Not at all	Every day	Every day
12	Sri Rama Chandra UPS	No	Not at all	SHG	Same items daily	Every day	Not at all	Every day	Every day
13	Ichhapur UPS	No	Not at all	H.M with VEC President	Same items daily	Every day	Not at all	Every day	Every day
14	Puran UPS	No	Not at all	SHG	Same items daily	Every day	Not at all	Every day	Every day
15	Alando PS	No	Not at all	VEC President	Same items daily	Every day	Not at all	Every day	Every day
16	Alando UPS	No	Not at all	H.M	Same items daily	Every day	Not at all	Every day	Every day
17	Gopaljiew UPS (Nuabazar)	No	Not at all	H.M	Same items daily	Every day	Not at all	Every day	Every day
18	Gopal Ballav Sanskrit Toll	-	-	-	-	-	-	-	-
19	Chatara Girls PS	No	Not at all	NGO	Same items daily	Every day	Not at all	Every day	Every day
20	Saraswata PS	No	Not at all	SHG	Same items daily	Every day	Not at all	Every day	Every day
21	Sanra UPS	No	Not at all	SHG & H.M	Same items daily	Every day	Not at all	Every day	Every day
22	Batatira UPS	No	Not at all	H.M	Same items daily	Every day	Not at all	Every day	Every day
23	Radhanga UPS	No	Not at all	H.M	Same items daily	Every day	Not at all	Every day	Every day
24	Radhanga PS	No	Not at all	H.M	Same items daily	Every day	Not at all	Every day	Every day
25	Noliasahi PS	No	Not at all	VEC	Same items daily	Every day	Not at all	Every day	Every day
26	Practising PS	No	Not at all	NGO	Same items daily	Every day	Not at all	Every day	Every day
27	Jaganath PS	No	Not at all	H.M	Same items daily	Every day	Not at all	Every day	Every day
28	Managalpur PS	No	Not at all	H.M	Same items daily	Every day	Not at all	Every day	Every day
29	Nendra PS	No	Not at all	H.M	Same items daily	Every day	Not at all	Every day	Every day
30	Iswarpur PS	No	Not at all	SHG	Same items daily	Every day	Not at all	Every day	Every day
31	Beer Factory PS	-	-	-	-	-	-	-	-
32	Kania UPS	No	Not at all	SHG	Same items daily	Every day	Not at all	Every day	Every day
33	Saanpur UPS	No	Not at all	SHG	Same items daily	Every day	Not at all	Every day	Every day
34	Abdul Rahim UPS	No	Not at all	SHG	Same items daily	Every day	Not at all	Every day	Every day
35	Mulising PS	No	Not at all	SHG Secretary and President	Same items daily	Every day	Not at all	Every day	Every day
36	Ganailo PS	No	Not at all	SHG	Same items daily	Every day	Not at all	Every day	Every day
37	Ganailo UPS	No	Not at all	H.M	Same items daily	Every day	Not at all	Every day	Every day
38	Akhandal UPS	No	Not at all	SHG	Same items daily	Every day	Not at all	Every day	Some days
39	Basandhara UPS	No	Not at all	SHG	Same items daily	Every day	Not at all	Every day	Every day
40	Tirtol PS	No	Not at all	H.M VEC president	Same items daily	Every day	Not at all	Every day	Every day

*1) No. of schools displayed weekly MDM menu = Nil 2) No. of schools who serves different food items everyday = Nil

7. Quantity and Quality of Meal:

Table 7.1: Schoolwise status on opinion of children on quality and quantity of MDM

Sl. No.	School name	Opinion on quality of rice	Opinion on quality of dal	Opinion on quantity of rice	Opinion on quantity of dal	Reasons for unhappiness on quality of rice/dal	Reasons for unhappiness on quantity of rice/dal
1	Purohitpur UPS	Happy always	Happy always	Happy always	Happy always		
2	Mandasahi UPS	Happy always	Happy always	Happy always	Happy always		
3	Redhua UPS	Happy always	Happy always	Happy always	Happy always		
4	Kendal UPS	Happy always	Happy always	Happy always	Happy always		
5	Muguria UPS	Happy always	Happy always	Happy always	Happy always		
6	Dhuanpari UPS	Happy always	Happy always	Happy always	Happy always		
7	Pinpur –II PS (Muguria)	Happy always	Happy always	Happy always	Happy always		
8	Biritol PS	Happy always	Happy always	Happy always	Happy always		
9	Gelapur M.E. School	Happy always	Happy always	Happy always	Happy always		
10	Dasarathi UPS (Manguli)	Happy always	Happy always	Happy always	Happy always		
11	Punanga PS	Happy always	Happy always	Happy always	Happy always		
12	Sri Rama Chandra UPS	Happy always	Happy always	Happy always	Happy always		
13	Ichhapur UPS	Happy always	Happy always	Happy always	Happy always		
14	Puran UPS	Happy always	Happy always	Happy always	Happy always		
15	Alando PS	Happy always	Happy always	Happy always	Happy always		
16	Alando UPS	Happy always	Happy always	Happy always	Happy always		
17	Gopaljiew UPS (Nuabazar)	Happy always	Happy always	Happy always	Happy always		
18	Gopal Ballav Sanskrit Toll	-	-	-	-		
19	Chatara Girls PS	Happy always	Happy always	Happy always	Happy always		
20	Saraswata PS	Happy always	Happy always	Happy always	Happy always		
21	Sanra UPS	Happy always	Happy always	Happy always	Happy always		
22	Batatira UPS	Happy always	Happy always	Happy always	Happy always		
23	Radhanga UPS	Happy always	Happy always	Happy always	Happy always		
24	Radhanga PS	Happy always	Happy always	Happy always	Happy always		
25	Noliasahi PS	Happy always	Happy always	Happy always	Happy always		
26	Practising PS	Happy always	Happy always	Happy always	Happy always		
27	Jaganath PS	Happy always	Happy always	Happy always	Happy always		
28	Managalpur PS	Happy always	Happy always	Happy always	Happy always		
29	Nendra PS	Happy always	Happy always	Happy always	Happy always		
30	Iswarpur PS	Happy always	Happy always	Happy always	Happy always		
31	Beer Factory PS	-	-	-	-		
32	Kania UPS	Happy always	Happy always	Happy always	Happy always		
33	Saanpur UPS	Happy always	Happy always	Happy always	Happy always		
34	Abdul Rahim UPS	Happy always	Happy always	Happy always	Happy always		
35	Mulising PS	Happy always	Happy always	Happy always	Happy always		
36	Ganailo PS	Happy always	Happy always	Happy always	Happy always		
37	Ganailo UPS	Happy always	Happy always	Happy always	Happy always		
38	Akhandal UPS	Happy always	Happy always	Happy always	Happy always		
39	Basandhara UPS	Happy always	Happy always	Happy always	Happy always		
40	Tirtol PS	Happy always	Happy always	Happy always	Happy always		

- *1) No. of schools where children are happy always on quality of rice = 40
 2) No. of schools where children are happy always on quality of dal = 40
 3) No. of schools where children are happy always on quantity of rice = 40
 4) No. of schools where children are happy always on quantity of dal = 40

8. Supplementary:

Table 8.1: Schoolwise status on healthcare facilities

Sl. No.	School name	Health card maintained for each child	No. of times health check up done since 1-7-10	Iron tablets given periodically	Vit. A tablets given periodically	Deworming tablets given periodically	Who provides medicine?	No. of times medicines given since 1-7-10
1	Purohitpur UPS	No	Nil	No	No	No	-	Nil
2	Mandasahi UPS	No	Nil	No	No	No	-	Nil
3	Redhua UPS	Yes	Nil	No	No	No	-	Nil
4	Kendal UPS	Yes	01	No	No	No	-	Nil
5	Muguria UPS	Yes	01	No	No	No	State Govt.	01(deworming tablet)
6	Dhuanpari UPS	Yes	01	No	No	No	State Govt.	01 (Vita-A tablets)
7	Pinpur –II PS (Muguria)	Yes	Nil	No	No	No	-	Nil
8	Biritol PS	No	Nil	No	No	No	-	Nil
9	Gelapur M.E. School	Yes	Nil	No	No	No	-	Nil
10	Dasarathi UPS (Manguli)	Yes	Nil	No	No	No	-	Nil
11	Punanga PS	No	Nil	No	No	No	-	Nil
12	Sri Rama Chandra UPS	Yes	01	No	No	No	State Govt.	01(deworming tablet)
13	Ichhapur UPS	No	Nil	No	No	No	-	Nil
14	Puran UPS	Yes	Nil	No	No	No	State Govt.	01(deworming tablet)
15	Alando PS	Yes	Nil	No	No	No	-	Nil
16	Alando UPS	Yes	Nil	No	No	No	-	Nil
17	Gopaljiew UPS (Nuabazar)	No	Nil	No	No	No	-	Nil
18	Gopal Ballav Sanskrit Toll	No	Nil	No	No	No	-	Nil
19	Chatara Girls PS	No	Nil	No	No	No	-	Nil
20	Saraswata PS	No	Nil	No	No	No	-	Nil
21	Sanra UPS	No	Nil	No	No	No	-	Nil
22	Batatira UPS	No	Nil	No	No	No	-	Nil
23	Radhanga UPS	No	Nil	No	No	No	-	Nil
24	Radhanga PS	Yes	01	No	No	No	-	Nil
25	Noliasahi PS	No	Nil	No	No	No	-	Nil
26	Practising PS	Yes	01	No	No	No	State Govt.	01 (Vita-A tablets)
27	Jaganath PS	Yes	01	No	No	No	State Govt.	01 (Vita-A tablets)
28	Managalpur PS	No	Nil	No	No	No	-	Nil
29	Nendra PS	Yes	Nil	No	No	No	State Govt.	Nil
30	Iswarpur PS	Yes	Nil	No	No	No	State Govt.	01(iron and deworming tablets)
31	Beer Factory PS	No	Nil	No	No	No	-	Nil
32	Kania UPS	No	Nil	No	No	No	-	Nil
33	Saanpur UPS	Yes	Nil	No	No	No	-	Nil
34	Abdul Rahim UPS	Yes	01 (20-1-11)	No	No	No	State Govt.	01 (Vita-A tablets)
35	Mulising PS	No	Nil	No	No	No	-	Nil
36	Ganailo PS	Yes	01 (3-1-11)	No	No	No	State Govt.	01 (Vita-A tablets)
37	Ganailo UPS	Yes	01 (7-1-11)	No	No	No	State Govt.	01(deworming tablet)
38	Akhandal UPS	Yes	Nil	No	No	No	State Govt.	01(deworming tablet)
39	Basandhara UPS	Yes	01	No	No	No	State Govt.	01(deworming tablet)
40	Tirtol PS	No	Nil	No	No	No	-	Nil

*1) No. of schools having health cards for each child = 22

2) No. of schools organized health check up camp since 1-7-10 = 07

3) No. of schools where iron tablets have been given to children periodically = Nil

4) No. of schools where vit. A tablets have been given to children periodically = Nil

5) No. of schools where deworming tablets have been given to children periodically = Nil

9. Status of Cooks and Helpers:

Table 9.1: Schoolwise status on cooks and helpers

Sl. No.	School name	Cook and Helper are appointed by	No. of Cooks engaged	No. of Helpers engaged	Remuneration paid per month to		Remuneration is paid regularly (No. of months delayed)	Cook belongs to	Helper belongs to
					Cook	Helper			
1	Purohitpur UPS	Department	01	02	Rs. 600/-	Rs. 400/-	No (3 months)	OBC	OBC
2	Mandasahi UPS	Department	01	02	Rs. 600/-	Rs. 400/-	No (7 months)	OBC	OBC
3	Redhua UPS	VEC	01	02	Rs. 600/-	Rs. 400/-	No (8 months delayed)	OBC	OBC
4	Kendal UPS	VEC	01	02	Rs. 600/-	Rs. 400/-	No (6 months)	OBC	OBC
5	Muguria UPS	Department	01	01	Rs. 600/-	Rs. 400/-	No (5 months)	OBC	OBC
6	Dhuanpari UPS	Department	01	01	Rs. 600/-	Rs. 400/-	No(10 months)	GEN	OBC
7	Pinpur –II PS (Muguria)	VEC	01	01	Rs. 600/-	Rs. 400/-	No (8 months)	OBC	OBC
8	Biritol PS	VEC	01	01	Rs. 600/-	Rs. 400/-	No (6 months)	OBC	OBC
9	Gelapur M.E. School	Department	01	01	Rs. 600/-	Rs. 400/-	No (4 months)	GEN	GEN
10	Dasarathi UPS (Manguli)	SHG	01	01	Rs. 600/-	Rs. 400/-	No (3 months)	OBC	OBC
11	Punanga PS	Department	01	01	Rs. 600/-	Rs. 400/-	No (6 months)	OBC	OBC
12	Sri Rama Chandra UPS	Department	01	01	Rs. 600/-	Rs. 400/-	No (5 months)	SC	OBC
13	Ichhapur UPS	Department	01	01	Rs. 600/-	Rs. 400/-	No (6 months)	OBC	OBC
14	Puran UPS	Department	01	01	Rs. 600/-	Rs. 400/-	No (5 months)	GEN	OBC
15	Alando PS	VEC	01	01	Rs. 600/-	Rs. 400/-	No (3 months)	OBC	OBC
16	Alando UPS	Department	01	01	Rs. 600/-	Rs. 400/-	No (4 months)	GEN	OBC
17	Gopaljiew UPS (Nuabazar)	Department	01	01	Rs. 600/-	Rs. 400/-	No (4 months)	OBC	OBC
18	Gopal Ballav Sanskrit Toll	-	-	-	-	-	-	-	-
19	Chatara Girls PS	Department	01	01	Rs. 600/-	Rs. 400/-	No (2 months)	SC	SC
20	Saraswata PS	VEC	01	01	Rs. 600/-	Rs. 400/-	No (4 months)	OBC	OBC
21	Sanra UPS	SHG	01	01	Rs. 600/-	Rs. 400/-	No (6 months)	OBC	OBC
22	Batatira UPS	Department	01	01	Rs. 600/-	Rs. 400/-	No (4 months)	OBC	OBC
23	Radhanga UPS	VEC	01	01	Rs. 600/-	Rs. 400/-	No	OBC	OBC
24	Radhanga PS	VEC	01	01	Rs. 600/-	Rs. 400/-	No (12months)	OBC	OBC
25	Noliasahi PS	VEC	01	01	Rs. 600/-	Rs. 400/-	No (4 months)	GEN	SC
26	Practising PS	Department	01	01	Rs. 600/-	Rs. 400/-	No (3 months)	OBC	OBC
27	Jaganath PS	Department	01	01	Rs. 600/-	Rs. 400/-	No (5 months)	OBC	GEN
28	Managalpur PS	VEC	01	01	Rs. 600/-	Rs. 400/-	No (4 months)	OBC	OBC
29	Nendra PS	VEC	01	01	Rs. 600/-	Rs. 400/-	No (4 months)	OBC	OBC
30	Iswarpur PS	VEC	01	01	Rs. 600/-	Rs. 400/-	No (5 months)	OBC	OBC
31	Beer Factory PS	-	-	-	-	-	-	-	-
32	Kania UPS	Department	01	01	Rs. 600/-	Rs. 400/-	No (4 months)	OBC	OBC
33	Saanpur UPS	Department	01	01	Rs. 600/-	Rs. 400/-	No (6 months)	OBC	OBC
34	Abdul Rahim UPS	Department	01	01	Rs. 600/-	Rs. 400/-	No (6 months)	OBC	SC
35	Mulising PS	VEC	01	01	Rs. 600/-	Rs. 400/-	No (4 months)	OBC	OBC
36	Ganailo PS	SHG	01	01	Rs. 600/-	Rs. 400/-	No (2 months)	GEN	SC
37	Ganailo UPS	Department	01	01	Rs. 600/-	Rs. 400/-	No (5 months)	GEN	GEN
38	Akhandal UPS	Department	01	01	Rs. 600/-	Rs. 400/-	No	GEN	OBC
39	Basandhara UPS	VEC	01	01	Rs. 600/-	Rs. 400/-	No (3 months)	OBC	OBC
40	Tirtol PS	Department	01	01	Rs. 600/-	Rs. 400/-	No (6 months)	OBC	OBC

* 1) No. of schools where Cooks and Helpers get remuneration regularly= Nil

2) No. of schools where Cooks belong to SC/ST/OBC/Minority community = 30

3) No. of schools where Helpers belong to SC/ST/OBC/Minority community = 35

4) No. of schools where Cook and Helper are appointed by SHG = 03

10. Infrastructure:

Table 10.1: Schoolwise status on construction of kitchen-cum-store

Sl. No.	School name	Construction status of pucca kitchen-cum-store	Construction grant received under which scheme?	Reason for not using the constructed pucca kitchen-cum-store for	
				Cooking	Storing
1	Purohitpur UPS	Constructed and in use for cooking only	MDM	-	Food grains received at NGO house
2	Mandasahi UPS	Constructed and in use for cooking & storing	MDM	-	-
3	Redhua UPS	Under construction	MDM	-	-
4	Kendal UPS	Constructed and in use for cooking & storing	MDM	-	-
5	Muguria UPS	Not Sanctioned	-	-	-
6	Dhuanpari UPS	Constructed and in use for cooking & storing	MDM	-	-
7	Pinpur –II PS (Muguria)	Sanctioned but construction not started	MDM	-	-
8	Biritol PS	Constructed and in use for cooking only	MDM	-	Food grains received at SHG house
9	Gelapur M.E. School	Under construction	MDM	-	-
10	Dasarathi UPS (Manguli)	Not sanctioned	-	-	-
11	Punanga PS	Under construction (only door & window to be fitted)	MDM	-	-
12	Sri Rama Chandra UPS	Under construction	MDM	-	-
13	Ichhapur UPS	Constructed and in use for cooking only	MDM	-	Fear of theft
14	Puran UPS	Constructed but in use for cooking only	MDM	-	Fear of theft
15	Alando PS	Constructed and in use for cooking only	MDM	-	Fear of theft
16	Alando UPS	Constructed but not used for both cooking and storing	MDM	There is no ventilation system	Fear of theft
17	Gopaljiew UPS (Nuabazar)	Not sanctioned	-	-	-
18	Gopal Ballav Sanskrit Toll	-	-	-	-
19	Chatara Girls PS	Sanctioned but construction not started	MDM	-	-
20	Saraswata PS	Constructed and in use for cooking only	MDM	-	Fear of theft
21	Sanra UPS	Not sanctioned	-	-	-
22	Batatira UPS	Sanctioned but construction not started	MDM	-	-
23	Radhanga UPS	Sanctioned but construction not started	MDM	-	-
24	Radhanga PS	Not sanctioned	-	-	-
25	Noliasahi PS	Not sanctioned	-	-	-
26	Practising PS	Constructed and in use for cooking only	MDM	-	Food grains received at NGO house
27	Jaganath PS	Constructed and in use for cooking & storing	MDM	-	-
28	Managalpur PS	Not sanctioned	-	-	-
29	Nendra PS	Under construction	MDM	-	-
30	Iswarpur PS	Not sanctioned	-	-	-
31	Beer Factory PS	-	-	-	-
32	Kania UPS	Constructed and in use for cooking only	MDM	-	Fear of theft
33	Saanpur UPS	Not sanctioned	-	-	-
34	Abdul Rahim UPS	Not sanctioned	-	-	-
35	Mulising PS	Sanctioned but construction not started	MDM	-	-
36	Ganailo PS	Not sanctioned	-	-	-
37	Ganailo UPS	Constructed and in use for cooking only	MDM	-	Fear of theft
38	Akhandal UPS	Not sanctioned	-	-	-
39	Basandhara UPS	Not sanctioned	-	-	-
40	Tirtol PS	Not sanctioned	-	-	-

*1) No. of schools where pucca kitchen-cum-store has been constructed and in use for both cooking and storing = 02

2) No. of schools where pucca kitchen-cum-store has been constructed and not used for cooking = 01

3) No. of schools where pucca kitchen-cum-store has been constructed and not used for storing = 10

4) No. of schools where pucca kitchen-cum-store is not sanctioned = 14

5) No. of schools where pucca kitchen-cum-store is under construction = 05

6) No. of schools having the sanction but the construction of kitchen-cum-store has not been started = 05

Table 10.2: Schoolwise status on alternative place of cooking and storing where pucca kitchen-cum-store is not available and availability of water, fuel and utensils for cooking

Sl. No.	School name	Alternative place used for cooking MDM	Alternative place used for storing food grains	Potable water available for cooking and drinking	Adequate utensils available for cooking	Kind of fuel used
1	Purohitpur UPS	-	NGO house	Yes	Yes	Gas/ Firewood
2	Mandasahi UPS	-	-	Yes	Yes	Firewood
3	Redhua UPS	Asbestos roofed house	School store room	Yes	Yes	Firewood
4	Kendal UPS	-	-	Yes	Yes	Firewood
5	Muguria UPS	Asbestos roofed house	SHG House	Yes	Yes	Firewood
6	Dhuanpari UPS	-	-	Yes	Yes	Firewood
7	Pinpur –II PS (Muguria)	School verandah	Classroom	Yes	Yes	Firewood
8	Biritol PS	-	SHG House	Yes	Yes	Firewood
9	Gelapur M.E. School	Asbestos roofed house	SHG House	Yes	Yes	Firewood
10	Dasarathi UPS (Manguli)	Open space	SHG House	Yes	Yes	Firewood
11	Punanga PS	-	SHG House	Yes	Yes	Firewood
12	Sri Rama Chandra UPS	Asbestos roofed house	SHG House	Yes	Yes	Firewood
13	Ichhapur UPS	-	Classroom	Yes	No	Firewood
14	Puran UPS	-	SHG House	Yes	Yes	Firewood
15	Alando PS	-	H.Ms room	Yes	Yes	Firewood
16	Alando UPS	Asbestos roofed house	Another store room with grill	Yes	Yes	Firewood
17	Gopaljiew UPS (Nuabazar)	School verandah	NEPGEL House	Yes	Yes	Coal
18	Gopal Ballav Sanskrit Toll	-	-	-	-	-
19	Chatara Girls PS	Tiled house	NGO House	Yes	No	Firewood
20	Saraswata PS	-	SHG House	Yes	Yes	Firewood
21	Sanra UPS	Asbestos roofed house	SHG House	Yes	No	Firewood
22	Batatira UPS	Open space	Storeroom	Yes	Yes	Firewood
23	Radhanga UPS	Asbestos roofed house	Storeroom	Yes	Yes	Firewood
24	Radhanga PS	Asbestos roofed house	Classroom	Yes	Yes	Firewood, Cow dung cake
25	Noliasahi PS	Asbestos roofed house	Storeroom	Yes	Yes	Firewood
26	Practising PS	-	NGO's house	Yes	Yes	Firewood
27	Jaganath PS	-	-	Yes	Yes	Firewood
28	Managalpur PS	School verandah	Classroom	Yes	Yes	Firewood
29	Nendra PS	School verandah	School stockroom	No	Yes	Cow dung cake & Firewood
30	Iswarpur PS	Asbestos roofed house	SHG House	Yes	Yes	Firewood
31	Beer Factory PS	-	-	-	-	-
32	Kania UPS	-	SHG House	Yes	Yes	Firewood
33	Saanpur UPS	Cyclone Centre House	SHG House	Yes	No	Firewood, Cow dung cake
34	Abdul Rahim UPS	Asbestos roofed house	SHG House	Yes	No	Firewood
35	Mulising PS	Asbestos roofed house	SHG House	Yes	No	Firewood
36	Ganailo PS	Asbestos roofed house	SHG House	Yes	Yes	Firewood
37	Ganailo UPS	-	Another store room with grill	Yes	Yes	Firewood
38	Akhandal UPS	Tin roofed house	Classroom	Yes	Yes	Firewood
39	Basandhara UPS	Tin roofed house	SHG House	Yes	Yes	Firewood
40	Tirtol PS	School verandah	H.Ms room	Yes	No	Firewood

*1) No. of schools having potable water facility for cooking and drinking = 38

2) No. of schools having adequate utensils for cooking = 31

3) No. of schools where MDM is cooked in open space = 02

4) No. of schools where MDM is cooked in school verandah= 05

5) No. of schools where MDM is cooked in Cyclone Centre house = 01

- 6) No. of schools where MDM is cooked in tile / tin/ asbestos roofed house = 16
 7) No. of schools where MDM is stored in SHG house = 16
 8) No. of schools where MDM is cooked in HM's room / classroom/ stock room/ store room / NPEGEL house = 15
 9) No. of schools where MDM is stored in NGO's house = 03

11. Safety and Hygiene:

Table 11.1: Schoolwise status on safety and hygiene relating to MDM

Sl. No.	School name	General impression on hygiene of school campus	Children are encouraged to wash hands before and after eating	Children partake meals in an orderly manner	Children conserve water while washing hands and utensils	Cooking process and storage of fuel is safe from fire hazard
1	Purohitpur UPS	Clean	Yes	Yes	Yes	Yes
2	Mandasahi UPS	Clean	Yes	Yes	Yes	Yes
3	Redhua UPS	Clean	Yes	Yes	Yes	Yes
4	Kendal UPS	Clean	Yes	Yes	Yes	Yes
5	Muguria UPS	Clean	Yes	Yes	Yes	Yes
6	Dhuanpari UPS	Clean	Yes	Yes	Yes	Yes
7	Pinpur –II PS (Muguria)	Clean	MDM not served	MDM not served	MDM not served	MDM not served
8	Biritol PS	Clean	Yes	Yes	Yes	Yes
9	Gelapur M.E. School	Clean	Yes	Yes	Yes	Yes
10	Dasarathi UPS (Manguli)	Clean	Yes	Yes	Yes	Yes
11	Punanga PS	Clean	Yes	Yes	Yes	Yes
12	Sri Rama Chandra UPS	Clean	Yes	Yes	Yes	Yes
13	Ichhapur UPS	Clean	Yes	Yes	Yes	Yes
14	Puran UPS	Clean	MDM not served	MDM not served	MDM not served	MDM not served
15	Alando PS	Clean	Yes	Yes	Yes	Yes
16	Alando UPS	Clean	Yes	Yes	Yes	Yes
17	Gopaljiew UPS (Nuabazar)	Clean	Yes	Yes	Yes	Yes
18	Gopal Ballav Sanskrit Toll	Not Clean	MDM not given	MDM not given	MDM not given	MDM not given
19	Chatara Girls PS	Clean	Yes	Yes	Yes	Yes
20	Saraswata PS	Clean	No	Yes	Yes	Yes
21	Sanra UPS	Clean	Yes	Yes	Yes	Yes
22	Batatira UPS	Clean	Yes	Yes	Yes	Yes
23	Radhanga UPS	Clean	No	Yes	Yes	Yes
24	Radhanga PS	Clean	Yes	No	No	Yes
25	Noliasahi PS	Clean	No	Yes	Yes	Yes
26	Practising PS	Clean	Yes	Yes	Yes	Yes
27	Jaganath PS	Clean	Yes	No	No	Yes
28	Managalpur PS	Clean	Yes	Yes	Yes	Yes
29	Nendra PS	Clean	Yes	Yes	Yes	Yes
30	Iswardpur PS	Clean	Yes	Yes	Yes	Yes
31	Beer Factory PS	Clean	MDM not given	MDM not given	MDM not given	MDM not given
32	Kania UPS	Clean	Yes	Yes	Yes	Yes
33	Saanpur UPS	Clean	Yes	Yes	Yes	Yes
34	Abdul Rahim UPS	Clean	Yes	Yes	Yes	Yes
35	Mulising PS	Clean	No	No	Yes	Yes
36	Ganailo PS	Clean	Yes	Yes	Yes	Yes
37	Ganailo UPS	Clean	Yes	Yes	Yes	Yes
38	Akhandal UPS	Clean	Yes	Yes	Yes	Yes
39	Basandhara UPS	Clean	Yes	Yes	Yes	Yes
40	Tirtol PS	Clean	Yes	Yes	Yes	Yes

*1) No. of schools having clean school campus = 39

2) No. of schools where children are encouraged to wash hands before and after eating = 36

3) No. of schools where water is conserved by children while washing hands and utensils = 36

4) No. of schools where cooking process and storage of fuel is safe from fire hazard = 36

5) No. of schools where children partake meals in an orderly manner = 36

12. Community Participation:

Table 12.1: Schoolwise status on community participation in MDM supervision and monitoring

Sl. No.	School name	Extent of participation in MDM supervision and monitoring by			Roster maintained by community for MDM supervision
		Parents	VEC	PRI/ULB	
1	Purohitpur UPS	Occasionally	Occasionally	Occasionally	No
2	Mandasahi UPS	Every day	Every day	Every day	No
3	Redhua UPS	Occasionally	Occasionally	Occasionally	No
4	Kendal UPS	Occasionally	Occasionally	Occasionally	No
5	Muguria UPS	Every day	Occasionally	Occasionally	No
6	Dhuanpari UPS	Occasionally	Every day	Every day	Yes
7	Pinpur –II PS (Muguria)	Occasionally	Occasionally	Not at all	No
8	Biritol PS	Occasionally	Every day	Not at all	No
9	Gelapur M.E. School	Occasionally	Occasionally	Occasionally	No
10	Dasarathi UPS (Manguli)	Occasionally	Occasionally	Not at all	No
11	Punanga PS	Occasionally	Occasionally	Occasionally	No
12	Sri Rama Chandra UPS	Occasionally	Occasionally	Occasionally	No
13	Ichhapur UPS	Occasionally	Occasionally	Occasionally	No
14	Puran UPS	Occasionally	Every day	Occasionally	No
15	Alando PS	Occasionally	Occasionally	Not at all	No
16	Alando UPS	Occasionally	Occasionally	Occasionally	No
17	Gopaljiew UPS (Nuabazar)	Not at all	Occasionally	Not at all	No
18	Gopal Ballav Sanskrit Toll	MDM is not given	MDM is not given	MDM is not given	MDM is not given
19	Chatara Girls PS	Occasionally	Every day	Occasionally	No
20	Saraswata PS	Not at all	Occasionally	Occasionally	No
21	Sanra UPS	Occasionally	Occasionally	Occasionally	No
22	Batatira UPS	Not at all	Occasionally	Not at all	No
23	Radhanga UPS	Not at all	Not at all	Not at all	No
24	Radhanga PS	Occasionally	Occasionally	Not at all	No
25	Noliasahi PS	Not at all	Occasionally	Not at all	No
26	Practising PS	Occasionally	Every day	Occasionally	No
27	Jaganath PS	Occasionally	Every day	Not at all	No
28	Managalpur PS	Occasionally	Occasionally	Occasionally	No
29	Nendra PS	Every day	Every day	Occasionally	Yes
30	Iswarpur PS	Occasionally	Occasionally	Not at all	No
31	Beer Factory PS	No MDM	No MDM	No MDM	No MDM
32	Kania UPS	Every day	Occasionally	Every day	Yes
33	Saanpur UPS	Occasionally	Every day	Occasionally	No
34	Abdul Rahim UPS	Occasionally	Every day	Occasionally	No
35	Mulising PS	Occasionally	Every day	Occasionally	No
36	Ganailo PS	Occasionally	Occasionally	Occasionally	No
37	Ganailo UPS	Occasionally	Occasionally	Not at all	No
38	Akhandal UPS	Occasionally	Occasionally	Occasionally	No
39	Basandhara UPS	Not at all	Occasionally	Occasionally	No
40	Tirtol PS	Occasionally	Every day	Occasionally	No

*1) No. of schools where parents supervise and monitor MDM = 32

2) No. of schools where VEC supervise and monitor MDM = 37

3) No. of schools where PRI/ULB supervise and monitor MDM = 26

4) No. of schools where community has maintained a roster for MDM supervision = Nil

Table 12.2: Schoolwise opinion of community leaders on MDM programme

Sl. No.	School name	Quantity of MDM per child at primary level	Quantity of MDM per child at upper primary level	Overall impression of MDM programme	From where do you know about MDM?
1	Purohitpur UPS	Good	Good	Good	Teachers
2	Mandasahi UPS	Satisfactory	Satisfactory	Satisfactory	Teachers
3	Redhua UPS	Very good	Very good	Satisfactory	Teachers
4	Kendal UPS	Good	Good	Good	Teachers
5	Muguria UPS	Good	Good	Satisfactory	Teachers
6	Dhuanpari UPS	Satisfactory	Satisfactory	Satisfactory	Teachers
7	Pinpur –II PS (Muguria)	Very good	-	Satisfactory	Teachers
8	Biritol PS	Good	-	Satisfactory	Teachers
9	Gelapur M.E. School	-	Good	Satisfactory	Teachers
10	Dasarathi UPS (Manguli)	Very good	Good	Good	Teachers
11	Punanga PS	Good	-	Good	Teachers, School
12	Sri Rama Chandra UPS	Very good	Good	Good	School
13	Ichhapur UPS	Satisfactory	Very good	Satisfactory	School
14	Puran UPS	Good	Good	Satisfactory	Teachers
15	Alando PS	Good	-	Good	Teachers
16	Alando UPS	Very good	Very good	Satisfactory	Teachers
17	Gopaljiew UPS (Nuabazar)	Satisfactory	Very good	Satisfactory	Teachers
18	Gopal Ballav Sanskrit Toll	MDM not given	MDM not given	MDM not given	MDM not given
19	Chatara Girls PS	Good	-	Good	School
20	Saraswata PS	Good	-	Satisfactory	Teachers
21	Sanra UPS	Satisfactory	Excellent	Quite Satisfactory	Block Office
22	Batatira UPS	Good	Good	Satisfactory	Teachers
23	Radhanga UPS	-	Good	Satisfactory	Teachers
24	Radhanga PS	Good	-	Satisfactory	Teachers
25	Noliasahi PUPS	Very good	Very good	Quite Satisfactory	Teachers
26	Practising PS	Good	-	Good	School
27	Jaganath PS	Very good	-	Satisfactory	School
28	Managalpur PS	Very good	-	Satisfactory	Teachers
29	Nendra PS	Very good	-	Quite Satisfactory	Teachers
30	Iswardpur PS	Satisfactory	-	Satisfactory	Teachers
31	Beer Factory PS	MDM not given	MDM not given	MDM not given	MDM not given
32	Kania UPS	Very good	Very good	Good	Teachers
33	Saanpur UPS	Good	Good	Good	School
34	Abdul Rahim UPS	Satisfactory	Satisfactory	Satisfactory	Teachers
35	Mulising PS	Satisfactory	-	Quite Satisfactory	School
36	Ganailo PS	Satisfactory	-	Satisfactory	Teachers
37	Ganailo UPS	Good	Good	Good	Teachers
38	Akhandal UPS	Good	Good	Satisfactory	Teachers
39	Basandhara UPS	Good	Satisfactory	Satisfactory	Teachers
40	Tirtol PS	Satisfactory	-	Satisfactory	School

*1) No. of schools where community has opined that quantity of MDM at primary level is very good / excellent = 10

2) No. of schools where community has opined that quantity of MDM at upper primary level is very good/excellent= 07

3) No. of schools where overall impression of community on MDM is satisfactory / very satisfactory = 27

13. Inspection and Supervision:

Table 13.1: Schoolwise status on inspection and supervision of MDM programme by MDM officials since 1-7-10

Sl. No.	School name	Inspection/supervision done by State level officials		Inspection/supervision done by District level officials		Inspection/supervision done by Block level officials	
		No. of times done	Remarks given as	No. of times done	Remarks given as	No. of times done	Remarks given as
1	Purohitpur UPS	Nil	-	Nil	-	Nil	-
2	Mandasahi UPS	Nil	-	01	-	01	-
3	Redhua UPS	Nil	-	Nil	-	Nil	-
4	Kendal UPS	Nil	-	Nil	-	01	-
5	Muguria UPS	Nil	-	Nil	-	Nil	-
6	Dhuanpari UPS	Nil	-	Nil	-	01	-
7	Pinpur –II PS (Muguria)	Nil	-	Nil	-	Nil	-
8	Biritol PS	Nil	-	Nil	-	Nil	-
9	Gelapur M.E. School	Nil	-	Nil	-	01	Keep the kitchen and clean
10	Dasarathi UPS (Manguli)	Nil	-	Nil	-	Nil	-
11	Punanga PS	Nil	-	Nil	-	02	-
12	Sri Rama Chandra UPS	Nil	-	Nil	-	02	-
13	Ichhapur UPS	Nil	-	01	-	01	-
14	Puran UPS	Nil	-	Nil	-	Nil	-
15	Alando PS	Nil	-	Nil	-	Nil	-
16	Alando UPS	Nil	-	Nil	-	Nil	-
17	Gopaljiew UPS (Nuabazar)	Nil	-	Nil	-	Nil	-
18	Gopal Ballav Sanskrit Toll	-	-	-	-	-	-
19	Chatara Girls PS	Nil	-	01	-	05	-
20	Saraswata PS	Nil	-	Nil	-	01	-
21	Sanra UPS	Nil	-	Nil	-	01	-
22	Batatira UPS	Nil	-	Nil	-	Nil	-
23	Radhanga UPS	Nil	-	Nil	-	Nil	-
24	Radhanga PS	Nil	-	Nil	-	Nil	-
25	Noliasahi PS	Nil	-	Nil	-	01	-
26	Practising PS	01	Good	01	Good	Nil	-
27	Jaganath PS	Nil	-	Nil	-	Nil	-
28	Managalpur PS	Nil	-	Nil	-	01	Cook MDM in a clean place
29	Nendra PS	Nil	-	Nil	-	Nil	-
30	Iswarpur PS	Nil	-	Nil	-	Nil	-
31	Beer Factory PS	-	-	-	-	-	-
32	Kania UPS	Nil	-	Nil	-	Nil	-
33	Saanpur UPS	Nil	-	02	Good	02	Good
34	Abdul Rahim UPS	Nil	-	01	-	01	-
35	Mulising PS	Nil	-	Nil	-	01	-
36	Ganailo PS	Nil	-	01	Maintain Kitchen Clean	0	-
37	Ganailo UPS	Nil	-	01	MDM is going on properly	Nil	-
38	Akhandal UPS	Nil	-	Nil	-	Nil	-
39	Basandhara UPS	Nil	-	Nil	-	Nil	-
40	Tirtol PS	Nil	-	Nil	-	01	-

*1) No. of schools inspected/supervised by State level officials since 1-7-10 = 01

2) No. of schools where inspected/supervised by District level officials since 1-7-10 = 08

3) No. of schools where inspected/supervised by Block level officials since 1-7-10 = 16

14. Impact:

Table 14.1: Schoolwise opinion of parents, teachers and students on impact of MDM

Sl. No.	School name	MDM has improved the enrollment and attendance of children	MDM has improved the general health of children	MDM has improved the nutritional status of children
1	Purohitpur UPS	Yes	Yes	Can't say
2	Mandasahi UPS	Yes	Yes	Yes
3	Redhua UPS	Yes	Yes	Yes
4	Kendal UPS	Yes	Yes	Can't say
5	Muguria UPS	Yes	Yes	No
6	Dhuanpari UPS	Yes	Yes	Yes
7	Pinpur –II PS (Muguria)	Yes	Yes	Yes
8	Biritol PS	Yes	No	Yes
9	Gelapur M.E. School	Yes	Yes	Yes
10	Dasarathi UPS (Manguli)	Yes	Yes	No
11	Punanga PS	No	Yes	No
12	Sri Rama Chandra UPS	Yes	Yes	Can't say
13	Ichhapur UPS	Yes	Yes	Yes
14	Puran UPS	Yes	Yes	Yes
15	Alando PS	Yes	Yes	Can't say
16	Alando UPS	Yes	Yes	Yes
17	Gopaljiew UPS (Nuabazar)	Yes	No	No
18	Gopal Ballav Sanskrit Toll	MDM not served	MDM not served	MDM not served
19	Chatara Girls PS	Yes	Yes	Can't say
20	Saraswata PS	Yes	Yes	No
21	Sanra UPS	Yes	Yes	Yes
22	Batatira UPS	Yes	Yes	Can't say
23	Radhanga UPS	No	No	Can't say
24	Radhanga PS	Yes	No	No
25	Noliasahi PS	Yes	Yes	Can't say
26	Practising PS	No	Yes	Can't say
27	Jaganath PS	Yes	Yes	yes
28	Managalpur PS	Yes	Yes	Yes
29	Nendra PS	Yes	Yes	Yes
30	Iswarpur PS	No	No	No
31	Beer Factory PS	MDM not served	MDM not served	MDM not served
32	Kania UPS	Yes	Yes	Can't say
33	Saanpur UPS	No	Yes	Can't say
34	Abdul Rahim UPS	Yes	Yes	Yes
35	Mulising PS	No	No	No
36	Ganailo PS	Yes	Yes	Yes
37	Ganailo UPS	Yes	Yes	Yes
38	Akhandal UPS	Yes	Yes	Yes
39	Basandhara UPS	No	No	No
40	Tirtol PS	Yes	Yes	Yes

*1) No. of schools where parents, teachers and students have opined that MDM has improved students' enrollment and attendance = 31

2) No. of schools where parents, teachers and students have opined that MDM has improved general health of children = 31

3) No. of schools where parents, teachers and students have opined that MDM has improved nutritional

NAYAGARH DISTRICT

Introduction:

In Nayagarh District, 1515 number of schools are covered under SSA (DISE 2009-10). The District office concerned with MDM scheme is located at Nayagarh town. In order to implement MDM activities, District as well as Block level officials have been engaged. Besides, the teachers, VEC members and PRI members are also allowed to supervise the MDM scheme at school level. As per the MDM guidelines, food grains (rice, and dal), condiments and oil are provided to the SHG, VEC, NGO who prepares and provides MDM purchasing vegetables and fuel. The cost of vegetables and fuel are paid subsequently. Eggs and mealmakers are also provided by suppliers to schools as per the MDM guidelines circulated by the District authorities.

Procedure and criteria adopted for selection of sample schools:

As per the MoU and ToR, 40 schools have been identified in discussion with the DPO staffs of Sarva Shiksha Abhiyan of the District on 05-01-2011 for monitoring of MDM activities at school level. The guidelines mentioned in the ToR have been followed for school selection. The 40 schools include 8 urban schools and 32 rural schools. The school wise details of criteria basing upon which the sample schools have been identified have been reflected in the DPO's letter no. **3285/Ped/11 dtd. 05-01-2011** placed at page 96. Out of the 40 sample schools, 15 are primary schools (PS) and the rest upper primary schools (UPS). All the 40 sample schools have been visited by one of the members of the monitoring team who has spent 01 full day at the school to collect the MDM related data as per the format prescribed by the MHRD, GoI. The Nodal Officer has also visited one-third of the 40 sample schools as per the ToR. The data have been obtained by interacting with children, teachers, cook, helper, SHG/VEC/NGO providing MDM at school point and by observing the process of MDM preparation, storage and distribution. The data then have been cross-checked, cleaned and tabulated for analysis in respect of different aspects of the MDM scheme.

Mid-Day Meal Scheme:

(i)	Name of the Monitoring Institution	NCDS
(ii)	Period of the report	1-10-2010 to 31-3-2011
(iii)	Name of the District	NAYAGARH
(iv)	Date of visit to the Districts/EGS/Schools	7-1-2011 to 13-1-2011

1.	<p><u>REGULARITY IN SERVING MEAL:</u> Whether the school is serving hot cooked meal daily? If there was interruption, what was the extent and reasons for the same?</p>	Students, Teachers & Parents																		
	<p>The MI has visited 40 schools and has found that hot cooked meal is served in every school. In 17 of these schools during 1-7-2010 to 31-12-2010, provision of MDM has been stopped for some days (for school wise details, see Table 1.1 at page 98). The reason for interruption of MDM provision are: (1) lack of rice/dal, (2) rain fall, (3) lack of fuel, (4) half yearly exam, (5) illness of cook, etc.(For school wise details, see Table 1.1).</p>																			
2.	<p><u>TRENDS:</u> Extent of variation (As per school records vis-à-vis Actuals on the day of visit)</p> <table border="1"> <thead> <tr> <th>No.</th> <th>Details</th> <th>On the day of visit</th> </tr> </thead> <tbody> <tr> <td>i.</td> <td>Enrollment</td> <td>7803</td> </tr> <tr> <td>ii.</td> <td>No. of children opted for MDM</td> <td>7756</td> </tr> <tr> <td>iii.</td> <td>No. of children attending the school on the day of visit</td> <td>5758</td> </tr> <tr> <td>iv.</td> <td>No. of children availing MDM as per MDM Register</td> <td></td> </tr> <tr> <td>v.</td> <td>No. of children actually availing MDM on the day of visit</td> <td>4752</td> </tr> </tbody> </table>	No.	Details	On the day of visit	i.	Enrollment	7803	ii.	No. of children opted for MDM	7756	iii.	No. of children attending the school on the day of visit	5758	iv.	No. of children availing MDM as per MDM Register		v.	No. of children actually availing MDM on the day of visit	4752	School level registers, MDM Registers Head Teachers, Schools level MDM functionaries / Observation of the monitoring team.
	No.	Details	On the day of visit																	
i.	Enrollment	7803																		
ii.	No. of children opted for MDM	7756																		
iii.	No. of children attending the school on the day of visit	5758																		
iv.	No. of children availing MDM as per MDM Register																			
v.	No. of children actually availing MDM on the day of visit	4752																		
<p>Many children do not get MDM because they do not come to schools. In urban areas, some children also do not take MDM. They prefer to eat home-made food. In the 40 sample schools, 7803 children have been enrolled but 7756 have opted for MDM. On the day of MI's visit 5758 children (74.2%) have attended the school but 4752 (61.3%) children have taken MDM (For school wise details, see Table 2.1 at page 99).</p>																				

	<p><u>REGULARITY IN DELIVERING FOOD GRAINS TO SCHOOL LEVEL:</u></p> <p>(i) Is school receiving food grain regularly? If there is delay in delivering food grains, what is the extent of delay and reasons for the same?</p>	<p>School level registers, MDM Registers, Head Teacher, School level MDM functionaries.</p>
	<p>Out of the 40 sample schools, 31 schools have received the food grains regularly during 2010-11. In 09 schools food grains have been received in 15 days to 02 months delay (For school wise details, see Table 3.1 at page 100). The reason for delay could not be said by the Head Teacher in many schools, but in some schools, the Head Teacher has said that due to official delay the food grains have been given to schools in delay.</p>	
	<p>(ii) Is buffer stock of one-month's requirement is maintained?</p>	<p>School level registers, MDM Registers, Head Teacher, School level MDM functionaries</p>
	<p>There is a buffer stock of one month's requirement of food grains in only 23 out of the 40 sample schools (For school wise details see, Table 3.1).</p>	
3.	<p>(iii) Is the quantity of food grains supplied as per the marked / indicated weight ?</p>	
	<p>In 31 out of 40 schools, food grains have been supplied less than the marked weight of the bag (i.e. 50kg). Rice has been received less up to 1 to 10 kg. per 50 kg. bag and dal has been received less up to 1 to 7 kg. per 50 kg. bag.</p>	
	<p>(iv) Is the food grains delivered at the school?</p>	<p>School level registers, MDM Registers, Head Teacher, School level MDM functionaries</p>
	<p>Food grains are delivered at schools in 16 out of 40 sample schools. In rest of 24 schools, the grains are delivered at SHG's house (For school wise details, see Table 3.1).</p>	
	<p>(v) Is the quality of food grain good?</p>	
	<p>In 35 out of 40 sample schools, both rice and dal received have been of good quality. Some times, worms have been found in rice in 04 schools and in 01 school dal has given foul smell (For school wise details, see Table 3.2 at page 101). In 01 school rice was of low quality sometimes and in 02 schools, dal was of low quality sometimes.</p>	
4.	<p><u>REGULARITY IN DELIVERING COOKING COST TO SCHOOL LEVEL:</u></p> <p>(iv) Is school receiving cooking cost in advance regularly? If there is delay in delivering cooking costm what is the extent of delay and reasons for it?</p>	<p>School level registers, MDM Registers, Head Teacher, School level MDM functionaries.</p>

	None of the 40 sample schools has received the cooking cost in advance. The extent of delay of receiving cooking cost has ranged from 01 to 18 months. The main reason of such delay has been long time taken by the Block Office for processing the bills submitted to get cooking expenditure by the SHGs / VECs (See Table 4.1 at page 102).	
	(v) In case of delay, how schools manage to ensure that there is no disruption in the feeding programme?	School level registers, MDM Registers, Head Teacher, School level MDM functionaries.
	In case of delay, the SHGs have utilized their own fund; the HMs have utilized their own fund; the NGO has utilized its own fund and the VECs have utilized their own VEC fund (For school wise details, see Table 4.1) to meet the cooking cost.	
	(vi) Is cooking cost paid by Cash or through banking channel?	School level registers, MDM Registers, Head Teacher, School level MDM functionaries.
	The cooking cost has been received either through bank or in cash or by cheque (for school wise details, see Table 4.1).	
5.	<u>SOCIAL EQUITY:</u> Did you observe any gender or caste or community discrimination in cooking or serving or seating arrangements?	Observations
	In none of the sample 40 schools, the MI has noticed any discrimination in cooking, serving and sitting arrangement for MDM basing upon gender, caste or community (For school wise details, see Table 5.1 at page 103).	
6.	<u>VARIETY OF MENU:</u> (iii) Has the school displayed its weekly menu, and is it able to adhere to the menu displayed?	Observations and discussion with children teachers, parents, VEC members, Gram Panchayat members and cooks.
	Three of the 40 sample schools have displayed their weekly menu and have prepared a weekly menu showing provision of different food items in different days. MDM is also prepared as per the weekly menu in these three schools (For school wise details, see Table 6.1 at page 104). In other 37 schools, there is no weekly menu showing provision of different food items in different days.	
	(iv) Is there variety in the food served or is the same food served daily?	Observations and discussion with children teachers, parents, VEC members, Gram Panchayat members and cooks.

	<p>In 36 out of the 40 sample schools same food items (Bhata and Dalma) are provided to children daily. The food items are decided by the SHG where SHG provides MDM and in other case, HM decides (for school wise details see, Table 6.1). In 02 schools, different food items are given everyday and here the NGO providing the MDM decides the weekly menu. In 02 schools different food items are given some days and the menu here is decided by the Head Teacher.</p>	
	<p>(v) Does the daily menu include rice / wheat preparation, dal and vegetables?</p>	<p>Observations and discussion with children teachers, parents, VEC members, Gram Panchayat members and cooks.</p>
	<p>In all 40 sample schools, the daily menu includes rice and dal. Vegetables are also part of daily menu in all schools (For school wise details, see Table 6.1).</p>	
7.	<p><u>QUALITY & QUANTITY OF MEAL:</u> Feedback from children on (a) Quality of meal:</p>	<p>Observations of Investigation during MDM service</p>
	<p>In 31 out of 40 sample schools, children have appreciated the quality of rice and in 34 schools, they have appreciated the quality of dal (For school wise details, see Table 7.1 at page 105).</p>	
	<p>(b) Quantity of meal:</p>	<p>Observations of Investigation during MDM service</p>
	<p>In 38 out of the 40 sample schools, children have appreciated the quantity of rice served to them whereas in 37 out of 40 schools, children have appreciated the quantity of dal served to them (For school wise details, see Table 7.1).</p>	
	<p>(c) {If children were not happy Please give reasons and suggestions to improve.}</p>	<p>Observations of Investigation during MDM service</p>
	<p>The children have expressed unhappiness over the quality of rice and dal mainly because the grains have sometimes given bad smell and rice or dal sometimes is not tasty. The rice or dal is not appreciated also because it is sometimes given in less quantity (For school wise details, see Table 7.1).</p>	
8.	<p><u>SUPPLEMENTARY:</u> (i) Is there school Health Card maintained for each child?</p>	<p>Teachers, Students, School Record</p>
	<p>In none of the 40 sample schools, for each child a school health card has been maintained (For school wise details, see Table 8.1 at page 106).</p>	


(ii) No. of times health check up of children done since 1-7-2010.	
Health check up of children has been done in 04 schools since 1-7-010 and it has been done 1 to 6 times in different schools (for school wise details, see Table 8.1).	
(iii) Whether children are given micronutrients (Iron, folic acid, vitamin – A dosage) and de-worming medicine periodically?	Teachers, Students, School Record
In only 01 out of the 40 sample schools, iron tablets, Vitamin A tablets and de-worming tablets have been given periodically (for school wise details, see Table 8.1 at page ---). In some schools these tablets have been given but once since 1-7-2010.	
(iv) Who administers these medicines and at what frequency?	Teachers, Students, School Record
The medicines have been provided by the State Government.	
(v) No. of times these medicines have been given since 1-7-2010.	
The medicines have been given 6 times in 01 school and 01 time in 03 schools (See Table 8.1).	
STATUS OF COOKS:	Observations and discussion with children teachers, parents, VEC members, Gram Panchayat members and cooks.
(i) Who cooks and serves the meal? (Cook/helper appointed by the Department or Self Help Group, or NGO or Contractor)	
Out of the 40 sample schools, Cook and Helper have been engaged by SHG in 11 schools and in the rest of the schools by Panchayat / VEC / Department (For school wise details, see Table 9.1 at page 107).	
(ii) Is the number of Cooks and Helpers engaged as per Govt. of India norms?	Observations and discussion with children teachers, parents, VEC members, Gram Panchayat members and cooks.
9.	
(iii)What is remuneration paid to cooks/helpers?	Observations and discussion with children teachers, parents, VEC members, Gram Panchayat members and cooks.
The Cook is paid Rs.600/- per month and the Helper is paid Rs.400/- per month in 31 out of the 40 sample schools. In other 08 schools, they are paid much less than this (For school wise details, see Table 9.1).	

<p>(iv).Are the remuneration paid to cooks/helpers regularly?</p>	<p>Observations and discussion with children teachers, parents, VEC members, Gram Panchayat members and cooks.</p>
<p>In only 03 out of the 40 sample schools, the Cook and Helper are paid their remuneration regularly. In other schools, they get their remunerations with a delay of 3 to 18 months in different schools (For school wise details, see Table 9.1).</p>	
<p>(v) Social Composition of cooks /helpers? (SC/ST/OBE/Minority)</p>	<p>Observations and discussion with children teachers, parents, VEC members, Gram Panchayat members and cooks.</p>
<p>In 36 out of the sample 40 schools, the Cook belongs to SC/ ST/ OBC/ minority community. In 38 schools, the Helper belongs to SC/ST/OBC/minority community (For school wise details, see Table 9.1).</p>	
<p><u>INFRASTRUCTURE:</u> 1) Is a pucca kitchen shed-cum-store: (n) Constructed and in use (o) Constructed but not in use under (p) Under construction (q) Sanctioned, but constructed not started (r) Not sanctioned Any other (specify)</p>	<p>School records, discussion with head teacher, teacher, VEC, Gram Panchayat members.</p>
<p>10.</p>	<p>Out of the 40 sample schools, pucca kitchen shed is not sanctioned for 14 schools. In only 01 school a pucca kitchen shed-cum-store has been constructed and is in use for both cooking and storing. In 09 schools, it is constructed but is not used for cooking and in 08 schools it is constructed but not in used for storing. In 07 schools, it is under construction whereas in 04 schools it is sanctioned but the construction work has not started (For school wise details, see Table 10.1 at page 108). In 01 school, the grant sanctioned to construct pucca kitchen-cum-store has been returned.</p>
	<p>2. Construction grant received under which scheme?</p>
	<p>All the 26 schools who have got the sanction for constructing the kitchen-cum-store have got it under the MDM scheme (For school wise details, see Table 10.1).</p>
	<p>3. Reason for not using the constructed kitchen-cum-store for cooking and storing</p>
<p>The constructed kitchen-cum-store is not used for cooking for space shortage (02 schools), no provision of hearth (01 school), smoke problem (02 schools), cooking in old kitchen (04 schools), and the same is not used for storing for space shortage (02 schools), using kitchen-cum-store as staff room (01 school), fear of theft (01 school) and SHG keeping at own house (04 school) (For school wise details, see Table 10.1).</p>	

11.	In case the pucca kitchen shed is not available, where is the food being cooked and where are the food grains/other ingredients being stored.	Discussion with head teacher, teacher, VEC, Gram Panchayat members, Observation
	<p>There are 35 out of the 40 sample schools where pucca kitchen is not used for cooking MDM. Out of these, in 03 schools, MDM is cooked in open place. In 06 schools, it is cooked on school verandah. In 26 schools, it is cooked in an asbestos / tin / tile roofed house.</p> <p>There are 34 schools where MDM is not stored in a pucca kitchen-cum-store. Out of these, MDM is stored in SHG house in 22 schools and in HM's room / classroom / stock room / store room/ class room of school in 12 schools (For school wise details, see Table 10.2 at page 109)</p>	
12.	Whether potable water is available for cooking and drinking purpose?	-do-
	<p>In 37 out of 40 sample schools, portable water is available for cooking and drinking purpose (For school wise details, see Table 10.2).</p>	
13.	Whether utensils used for king food are adequate?	Teachers/Organizer of MDM Programme
	<p>In 32 out of 40 sample schools, adequate utensils are available for cooking MDM (For school wise details, see Table 10.2).</p>	
14.	What is the kind of fuel used? (Gas based/firewood etc.)	Observation
	<p>In all the 40 sample schools, firewood is used as fuel. In the rest 02 schools, gas is used as fuel (For school wise details, see Table 10.2).</p>	
15.	<u>SAFETY & HYGIENE:</u> i. General Impression of the environment, Safety and hygiene:	Observation
	<p>In 39 out of 40 sample schools, clean and safe environment exists (For school wise details, see Table 11.1 at page 110).</p>	
	ii. Are children encouraged to wash hands before and after eating	observation
	<p>In 37 out of 40 sample schools children are encouraged by the teachers to wash hands before and after eating MDM. (For school wise details, see Table 11.1).</p>	
	iii. Do the children partake meals in an orderly manner?	observation
<p>In all the 40 sample schools children are seen to partake MDM in an orderly manner (Table 11.1).</p>		

	iv. Conservation of water?	Observation
	In 39 out of 40 sample schools, children are found to conserve water (For school wise details, see Table 11.1) while washing hands and utensils.	
	v. Is the cooking process and storage of fuel safe, not posing any fire hazard?	observation
	In all the 40 sample schools, cooking and storage places are found to be safe from any fire hazard (Table 11.1).	
16.	COMMUNITY PARTICIPATION: 1) Extent of participation by Parents/ VECs /Panchayats /Urban bodies in daily supervision, monitoring, participation	Discussion with head teacher, teacher, VEC, Gram Panchayat members
	In 37 schools parents supervise and monitor the MDM. In 38 schools VEC and in 34 schools PRI/ULB supervise and monitor MDM (For school wise details, see Table 12.1 at page 111). In some schools, they supervise MDM every day.	
	2) Any roster maintained by community for supervision of MDM?	
	Roster is not maintained in all 40 sample schools (Table 12.1).	
	3) (a) Opinion of community on quantity of MDM per child at primary level	
	In 25 out of 40 sample schools, the community has opined that the quantity if MDM per child at primary level is very good / excellent (For school wise details, see Table 12.2).	
	(b) Opinion of community on quantity of MDM per child at upper primary level.	
	In 20 out of 40 sample schools, the community has opined that the quantity of MDM per child at upper primary level is very good/ excellent (For school wise details, see Table 12.2).	
	(c) Overall impression of MDM programme.	
	In 23 out of 40 schools, the overall impression of community on MDM is satisfactory / quite satisfactory (Table 12.2 at page 112).	
(d) From where do you know about MDM.		
The community has known about MDM from various sources like school, newspaper and teacher (For school wise details, see Table 12.2).		
17.	INSPECTION & SUPERVISION Has the mid day meal programme been inspected by any state/district/block level officers/officials?	School records, discussion with head teacher, teachers, VEC, Gram Panchayat members
	In 07 schools the Block level officers have inspected MDM programme whereas in 04 schools, the Districts level officers have inspected MDM programme and in 02 schools the State level officers have inspected (For school wise details, see Table 13.1 at page 113).	

	<p>IMPACT</p> <p>Has the mid day meal improved the enrollment, attendance of children in school, general well being (nutritional status) of children? Is there any other incidental benefits due to serving cooked meal in schools.</p>	<p>School records, discussion with head teacher, teachers, students, VEC, Gram Panchayat members.</p>
<p>18.</p>	<p>Parents, students and teachers in 38 out of the 40 sample schools have acknowledged that MDM contributes to improving student enrollment and attendance. In 27 schools, they have opined that MDM contributes to improve general health of children and in 23 schools they have opined that MDM contributes to improve nutritional status of children (For school wise details, see Table 14.1 at page 114).</p>	



DISTRICT PROJECT OFFICE
SARVA SHIKSHA ABHIYAN, NAYAGARH

No. 3285/Pea/11 / Date 5/01/11


To
All BRCCs
Nayagarh district

Sub :- Monitoring of SSA & MDM activities during 01/10/2010 to 31/03/2011.... Regarding.

Sir;


The monitoring team of NKC Centre for Development Studies, Bhubaneswar (Monitoring Institute) shall visit to the selected 40 schools (Copy enclosed) for data collection. You are requested to intimate the HM/VEC /MDM provider of the concerned schools to remain present during the date of their visit to school and co-operate in providing necessary data. You are also requested to intimate the matter to all the CRCC of your block and do the needful at your end.

Yours faithfully


District Project Co-ordinator
SSA, Nayagarh

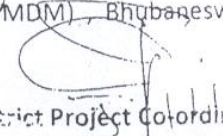
Memo No. 3286/Pea/11 / Date 5/01/11

Copy submitted to Addl. Director (Planning), OPEPA, Bhubaneswar for favour of kind information .


District Project Co-ordinator
SSA, Nayagarh


Memo No. 3287/Pea/11 / Date 5/01/11

Copy submitted to the Nodal Officer, NKCCDS (Monitoring SSA & MDM), Bhubaneswar for favour of kind information and necessary action.


District Project Co-ordinator
SSA, Nayagarh

Memo No. 3288/Pea/11 / Date 5/01/11

Copy submitted to PA to Collector for favour of kind information of Collector.


District Project Co-ordinator
SSA, Nayagarh

Sample Schools selected for monitoring of SSA and MDM Programmes in Nayagarh District during 01-10-2010 to 31.03-2011 by NKC Centre for Development Studies, BBSR(Monitoring Institute)

No.	Name of the School	Name of the Block/ULB	Category	Date of visit	Remarks
1	Haripur UGME	Nayagarh Block	CAL	07/01/2011	
2	Bodapada PS	Nayagarh Block		07/01/2011	
3	Gobindapur MES	Nayagarh Block		07/01/2011	
4	Champatipur Nodal UPS	Nayagarh Block		07/01/2011	
5	Ankulipatna PPS	Nayagarh Block		07/01/2011	
6	Harekrushnapur Nodal UPS	Nayagarh Block	CWSN	07/01/2011	
7	San Pandusar PS	Nayagarh Block	CWSN	07/01/2011	
8	New Town PS	Nayagarh NAC	CWSN	08/01/2011	
9	Collage lane PUPS	Nayagarh NAC		08/01/2011	Urban Deprived
10	West End PUPS	Nayagarh NAC		08/01/2011	Urban Deprived
11	Khandapada Road PUPS	Nayagarh NAC		08/01/2011	Urban Deprived
12	Dakshinkali PS	Nayagarh NAC		08/01/2011	High SC/ST
13	Sinduria Nodal UPS	Nayagarh NAC		08/01/2011	Minority Childre
14	Narasinghprasad PUPS	Nayagarh Block		08/01/2011	
15	Durdura Nodal UPS	Nuagaon Block	CAL	10/01/2011	
16	Sampada UGME	Nuagaon Block	CAL	10/01/2011	
17	Similisahi PUPS	Nuagaon Block		10/01/2011	
18	Nuagaon PS	Nuagaon Block		10/01/2011	
19	Ambajhari PPS	Nuagaon Block		10/01/2011	
20	Rameswar Nodal UPS, Khamada	Nuagaon Block		10/01/2011	
21	Hatadwar PPS	Nayagarh Block		10/01/2011	
22	Khandapadagarh Nodal UPS	Khandapada NAC		11/01/2011	Urban Deprived
23	Samanta Chandra Sekhar Res. Sevashram	Khandapada NAC		11/01/2011	High SC/ST
24	Barapalli (B) PUPS	Khandapada Block		11/01/2011	High SC/ST
25	Sikharpur PS	Khandapada Block		11/01/2011	High SC/ST
26	Adakata PS	Gania Block		11/01/2011	
27	Bahada PUPS	Khandapada Block		11/01/2011	
28	Jagannath Prasad Pragana UPMES	Gania Block	Civil Work	11/01/2011	
29	Nandighar UPS	Odagaon Block	NRSTC	12/01/2011	OoSC
30	Bhaliadihi Nodal UPS	Odagaon Block	NRSTC	12/01/2011	OoSC
31	Kadalibandha PPS	Odagaon Block		12/01/2011	
32	Golagaon UGME	Odagaon Block	Civil Work	12/01/2011	
33	Machhipada Nodal UPS	Odagaon Block		12/01/2011	
34	Solapata NUPS	Odagaon Block		12/01/2011	
35	Odagaon UGME	Odagaon Block		12/01/2011	
36	Nandabar Nodal UPS	Bhapur Block	NRSTC	13/01/2011	OoSC
37	Karabar PS	Bhapur Block		13/01/2011	
38	Gopinathpursahi PUPS	Ranpur Block		13/01/2011	
39	Badhipatna PUPS	Ranpur Block		13/01/2011	
40	Narendrapur PS	Ranpur Block		13/01/2011	

- N.B. 1. KGBV & NPEGEL are not operating in the district in 2010-11
2. Residential Special Training Centre are not proposed in AWP&B of 2010-11 of this district
3. Non-Residential Special Training Centres shall be opened after obtaining approval of SPO in 2010-11

Prachin
05/01/2011
Nodal Officer, NCDS (Monitoring SSA & MDM)

District Project Coordinator, SSA, Nayagarh

[Signature]
District Project Coordinator:

Nayagarh District

1. Regularity in Serving Meal:

Table 1.1: Schoolwise status on regularity in serving meal during 1-7-10 to 31-12-10

Sl. No.	School name	Hot cooked meal served	If no, what is served?	Period of school days (total no.) when meal was not served	Reasons for interruption in serving hot cooked meal
1	Haripur UGMES	Yes	-	10-12-10, 11-12-10, 13-12-10 to 16-12-10, 20-12-10 to 24-12-10, 3-1-11 to 6-1-11, (15 days)	Rice shortage
2	Bodapada PS	Yes	-	18-12-10 (1 day)	Rice shortage
3	Gobindapur MES	Yes	-	-	-
4	Champatipur NUPS	Yes	-	-	-
5	Ankulipatna PPS	Yes	-	27-8-10, 7-9-10, 13-9-10, 28-9-10, 28-10-10, 31-11-10 (6 days)	Dal shortage, Wood shortage
6	Harekrushnapur NUPS	Yes	-	3-9-10 to 5-9-10 (2 days)	Rice shortage
7	San Pandusar PS	Yes	-	19-8-10 to 21-8-10, 23-8-10 to 28-8-10 (9 days)	Rice shortage
8	New Town PS	Yes	-	-	-
9	College lane PUPS	Yes	-	-	-
10	West End PUPS	Yes	-	-	-
11	Khandapada Road PUPS	Yes	-	13-12-10 to 18-12-10, 20-12-10 to 23-12-10 (10 days)	Rice shortage
12	Dakshinakali PS	Yes	-	-	-
13	Sinduria Nodal UPS	Yes	-	-	-
14	Narasinghprasad PUPS	Yes	-	-	-
15	Durdura Nodal UPS	Yes	-	-	-
16	Sampada UGMES	Yes	-	-	-
17	Similisahi PUPS	Yes	-	-	-
18	Nuagaon PS	Yes	-	7-1-11 (1 day)	Cook absent
19	Ambajhari PPS	Yes	-	-	-
20	Rameswar Nodal UPS, Khamamada	Yes	-	-	-
21	Hatadwar PPS	Yes	-	22-11-10 to 26-11-10 (5 days)	Half yearly exam
22	Khandapadagarh NUPS	Yes	-	-	-
23	Samanata Ch. Sekhar Res. Sevashram	Yes	-	-	-
24	Barapali (B) PUPS	Yes	-	-	-
25	Sikharpur PS	Yes	-	4-8-10 (1 day)	SHG strike
26	Adakata PS	Yes	-	20-12-10 (1 day)	Illness of cook
27	Bahada PUPS	Yes	-	21-8-10, 8-9-10, 25-9-10, 8-10-10, 9-10-10, 25-10-10, 26-10-10 (7 days) 16-12-10 to 19-12-10 (4 days) 3-1-11 to 5-1-11 (4 days)	Lack of stock rice Rainfall SHG problem
28	Jagannath Prasad Pragan UPMES	Yes	-	1-7-10, 3-7-10, 5-7-10, 8-7-10, 20-7-10, 22-7-10, 24-7-10, 26-7-10 to 30-7-10, 28-11-10 to 30-11-10 (23 days)	Stock shortage
29	Nandighar UPS	Yes	-	8-12-10, 10-12-10, 11-12-10, 13-12-10 to 16-12-10, 20-12-10, 3-1-11, 4-1-11 (14 days)	Lack of stock rice
30	Bhaliadihi Nodal UPS	Yes	-	-	-
31	Kadalibandha PPS	Yes	-	-	-
32	Golagaon UGMES	Yes	-	-	-
33	Machhipada NUPS/CS NUPS	Yes	-	-	-
34	Solapata NUPS	Yes	-	8-11-10 to 12-10-10 (5 days)	Half yearly exam
35	Odagaon UGMES	Yes	-	8-11-10 to 12-10-10 (5 days)	Half yearly exam
36	Nandabar Nodal UPS	Yes	-	-	-
37	Karabar PS	Yes	-	-	-
38	Gopinathpursahi PUPS	Yes	-	20-4-10 to 24-4-10, 26-4-10 to 30-4-10, 17-6-10 to 19-6-10, 21-6-10 to 30-6-10 (22 days)	Lack of stock rice
39	Badhipatna PUPS	Yes	-	-	-
40	Narendrapur PS	Yes	-	1-7-10 to 3-7-10, 5-7-10 to 10-7-10, 12-7-10, 14-7-10 to 17-7-10, 19-7-10, 20-7-10, 22-7-10 (17 days)	Lack of stock rice

*1) No. of schools that served MDM with interruption = 17

2) No. of schools serving hot cooked meal to children = 40

2. Trends:

Table 2.1: Schoolwise status on trends of MDM consumption

Sl. No.	School name	No. of children enrolled	No. of children opted for MDM	No. of children attended school on visit day of MI	No. of children availed MDM as per MDM Register	No. of children actually availed MDM on visit day of MI	No. of children availed MDM on the day previous to the visit day of MI
1	Haripur UGMES	161	161	138	138	37	Not given
2	Bodapada PS	117	117	79	79	83	82
3	Gobindapur MES	275	275	216	Reg. not available	80	Reg. not available
4	Champatipur NUPS	323	323	229	229	118	123
5	Ankulipatna PPS	75	75	59	Reg. not available	32	Reg. not available
6	Harekrushnapur NUPS	264	264	209	209	195	227
7	San Pandusar PS	231	231	199	199	199	210
8	New Town PS	94	110	41	Reg. not available	25	Reg. not available
9	College lane PUPS	193	130	81	81	8	77
10	West End PUPS	144	144	77	Reg. not available	50	Reg. not available
11	Khandapada Road PUPS	162	162	109	Reg. not available	85	Reg. not available
12	Dakshinakali PS	78	78	62	62	37	60
13	Sinduria Nodal UPS	367	367	267	230	230	306
14	Narasinghprasad PUPS	202	202	137	109	109	192
15	Durdura Nodal UPS	201	201	164	164	156	182
16	Sampada UGMES	228	228	206	206	206	201
17	Similisahi PUPS	147	147	114	114	85	100
18	Nuagaon PS	183	183	152	152	152	154
19	Ambajhari PPS	41	41	34	34	44	36
20	Rameswar Nodal UPS, Khamada	262	262	198	198	189	152
21	Hatadwar PPS	30	30	27	27	27	30
22	Khandapadagarh NUPS	215	215	146	146	64	100
23	Samanata Ch. Sekhar Res. Sevashram	228	228	154	154	154	155
24	Barapali (B) PUPS	199	199	169	172	163	123
25	Sikharpur PS	218	218	196	196	183	170
26	Adakata PS	77	77	48	48	46	43
27	Bahada PUPS	269	269	238	238	207	223
28	Jagannath Prasad Pragan UPMES	95	95	90	90	90	80
29	Nandighar UPS	202	202	151	151	150	166
30	Bhaliadihi Nodal UPS	266	266	208	208	199	219
31	Kadalibandha PPS	34	34	32	32	34	34
32	Golagaon UGMES	281	281	239	185	185	196
33	Machhipada NUPS/CS NUPS	336	336	176	176	70	120
34	Solapata NUPS	262	262	68	68	65	85
35	Odagaon UGMES	337	337	251	251	246	284
36	Nandabar Nodal UPS	134	134	108	108	111	111
37	Karabar PS	226	226	160	160	160	160
38	Gopinathpursahi PUPS	341	341	268	268	260	272
39	Badhipatna PUPS	158	158	146	123	110	131
40	Narendrapur PS	147	147	112	112	108	122
	Total	7803	7756	5758		4752	

* 1) % of children attended school = 74.2

2) % of children actually availed MDM on visit day of MI= 61.3

3. Regularity in Delivering Food Grains to School Level:

Table 3.1: Schoolwise status on delivery of food gains

Sl. No.	School name	Receiving food grains regularly	Extent of delay in receiving food grains	Reasons of delay	Buffer stock of one month's need is kept	Quantity of food grains supplied as per the marked weight	Approximate kg. less supply per 50 kg. bag		Food grain is delivered at
							Rice	Dal	
1	Haripur UGMES	No	15 days	Officially delay	No	No	5 kg	4 kg	SHG house
2	Bodapada PS	Yes	-	-	Yes	No	2 to 3 kg	-	School
3	Gobindapur MES	Yes	-	-	No	No	5 kg	3 kg	SHG house
4	Champatipur NUPS	Yes	-	-	No	Yes	-	-	SHG house
5	Ankulipatna PPS	Yes	-	-	Yes	No	3 to 4 kg	-	SHG house
6	Harekrushnapur NUPS	Yes	-	-	No	No	2 kg	-	SHG house
7	San Pandusar PS	Yes	-	-	No	No	5 kg	2 kg	SHG house
8	New Town PS	Yes	-	-	No	No	2 kg	-	SHG house
9	College lane PUPS	Yes	-	-	No	No	4 to 5 kg	4 to 5 kg	SHG house
10	West End PUPS	Yes	-	-	No	No	3 to 5 kg	1 to 2 kg	School
11	Khandapada Road PUPS	Yes	-	-	No	No	5 kg	-	SHG house
12	Dakshinakali PS	Yes	-	-	No	No	3 kg	3 kg	SHG house
13	Sinduria Nodal UPS	Yes	-	-	Yes	No	3 kg	-	School
14	Narasinghprasad PUPS	Yes	-	-	Yes	Yes	-	-	School
15	Durdura Nodal UPS	Yes	-	-	No	No	5 to 10 kg	-	School
16	Sampada UGMES	Yes	-	-	No	No	5kg	3 kg	SHG house
17	Similisaahi PUPS	Yes	-	-	Yes	No	6 kg	3 kg	SHG house
18	Nuagaon PS	Yes	-	-	No	Yes	-	-	SHG house
19	Ambajhari PPS	Yes	-	-	Yes	No	-	3 kg	School
20	Rameswar Nodal UPS, Khamada	Yes	-	-	Yes	Yes	-	-	SHG house
21	Hatadwar PPS	Yes	-	-	Yes	No	4 kg	4 kg	School
22	Khandapadagarh NUPS	Yes	-	-	No	No	4 kg	3 kg	SHG house
23	Samanata Ch. Sekhar Res. Sevashram	Yes	-	-	Yes	No	2 kg	-	School
24	Barapali (B) PUPS	Yes	-	-	No	No	8 kg	7 kg	SHG house
25	Sikharpur PS	No	-	Could not say	Yes	No	10 kg	5 kg	SHG house
26	Adakata PS	Yes	-	-	Yes	Yes	-	-	School
27	Bahada PUPS	No	15 days	Officially delay	No	No	5 to 6 kg	2 to 3 kg	SHG house
28	Jagannath Prasad Pragan UPMES	No	1 months	Officially delay	Yes	No	4 kg	3 kg	SHG house
29	Nandighar UPS	Yes	-	-	No	No	2 kg	2 kg	School
30	Bhaliadihi Nodal UPS	Yes	-	-	Yes	Yes	-	-	SHG house
31	Kadalibandha PPS	No	1 months	Officially delay	Yes	No	5 to 6 kg	3 to 4 kg	SHG house
32	Golagaon UGMES	Yes	-	-	Yes	No	5 kg	4 kg	School
33	Machhipada NUPS/CS NUPS	Yes	-	-	Yes	Yes	-	-	School
34	Solapata NUPS	Yes	-	-	Yes	No	4 kg	-	School
35	Odagaon UGMES	No	1 months	Could not say	Yes	No	5 kg	1 kg	School
36	Nandabar Nodal UPS	Yes	-	-	Yes	Yes	-	-	School
37	Karabar PS	Yes	-	-	Yes	Yes	-	-	School
38	Gopinathpursahi PUPS	No	1 months	Could not say	Yes	No	1 to 2 kg	2 kg	SHG house
39	Badhipatna PUPS	No	-	Could not say	Yes	No	5 kg	4 kg	SHG house
40	Narendrapur PS	No	2 months	Could not say	Yes	No	4 to 5 kg	3 to 4 kg	SHG house

*1) No. of schools getting food grains regularly= 31

3) No. of schools getting less supply of food grains= 31

5) Amount of dal less received per 50 kg. bag = 1 to 7 kg.

2) No. of schools having 01 month's extra food grains = 23

4) Amount of rice less received per 50 kg. bag = 1 to 10 kg.

6) No. of schools receiving food grains at school point= 16

Table 3.2: Schoolwise status on quality of food gains received

Sl. No.	School name	Quality of food grains received is good	Nature of defect seen in quality of food grains	
			Rice	Dal
1	Haripur UGMES	Yes	-	-
2	Bodapada PS	Yes	-	-
3	Gobindapur MES	Yes	-	-
4	Champatipur NUPS	Yes	-	-
5	Ankulipatna PPS	Yes	-	-
6	Harekrushnapur NUPS	Yes	-	-
7	San Pandusar PS	Yes	-	-
8	New Town PS	Yes	-	-
9	College lane PUPS	Yes	-	-
10	West End PUPS	No	Low quality	-
11	Khandapada Road PUPS	Yes	-	-
12	Dakshinakali PS	Yes	-	-
13	Sinduria Nodal UPS	No	Affected by worm	Bad smell
14	Narasinghprasad PUPS	Yes	-	-
15	Durdura Nodal UPS	Yes	-	-
16	Sampada UGMES	Yes	-	-
17	Similisahi PUPS	Yes	-	-
18	Nuagaon PS	Yes	-	-
19	Ambajhari PPS	Yes	-	-
20	Rameswar Nodal UPS, Khalamada	No	Affected by worm	Low quality
21	Hatadwar PPS	Yes	-	-
22	Khandapadagarh NUPS	Yes	-	-
23	Samanata Ch. Sekhar Res. Sevashram	Yes	-	-
24	Barapali (B) PUPS	Yes	-	-
25	Sikharpur PS	Yes	-	-
26	Adakata PS	Yes	-	-
27	Bahada PUPS	Yes	-	-
28	Jagannath Prasad Pragan UPMES	Yes	-	-
29	Nandighar UPS	Yes	-	-
30	Bhaliadihi Nodal UPS	No	Affected by worm	Low quality
31	Kadalibandha PPS	Yes	-	-
32	Golagaon UGMES	No	Affected by worm	-
33	Machhipada NUPS/CS NUPS	Yes	-	-
34	Solapata NUPS	Yes	-	-
35	Odagaon UGMES	Yes	-	-
36	Nandabar Nodal UPS	Yes	-	-
37	Karabar PS	Yes	-	-
38	Gopinathpursahi PUPS	Yes	-	-
39	Badhipatna PUPS	Yes	-	-
40	Narendrapur PS	Yes	-	-

*1) No. of schools getting good quality of food grains = 35

4. Regularity in Delivering Cooking Cost to School Level:

Table 4.1: Schoolwise status on delivery of food gains

Sl. No.	School name	Receiving cooking cost in advance regularly	Extent of delay in getting cooking cost	Reasons of delay	Where from cooking cost is managed in case of delay in receiving it?	How is cooking cost paid?
1	Haripur UGMES	No	3 months	Officially processing	SHG's own fund	Through Bank
2	Bodapada PS	No	4 to 5 months	Officially processing	HM's own fund	Through Bank
3	Gobindapur MES	No	7 months	Could not say	SHG's own fund	Through Bank
4	Champatipur NUPS	No	3 months	Could not say	SHG's own fund	Through Bank
5	Ankulipatna PPS	No	4 months	Could not say	SHG's own fund	By Cash
6	Harekrushnapur NUPS	No	6 months	Officially processing	SHG's own fund	Through Bank
7	San Pandusar PS	No	2 months	Could not say	SHG's own fund	Through Bank
8	New Town PS	No	6 months	Officially processing	SHG's own fund	Through Bank
9	College lane PUPS	No	4 to 5 months	Could not say	SHG's own fund	Through Bank
10	West End PUPS	No	4 months	Could not say	SHG's own fund	Bank
11	Khandapada Road PUPS	No	4 months	Could not say	SHG's own fund	Through Bank
12	Dakshinakali PS	No	3-4 months	Could not say	SHG's own fund	Bank
13	Sinduria Nodal UPS	No	3 months	Could not say	HM's own fund	Through Bank
14	Narasinghprasad PUPS	No	6 months	Officially processing	VEC's own fund	Through Bank
15	Durdura Nodal UPS	No	6 months	Could not say	SHG's own fund	Through Bank
16	Sampada UGMES	No	6-8 months	Officially processing	SHG's own fund	Through Bank
17	Similisahi PUPS	No	11 months	Officially processing	SHG's own fund	By cheque
18	Nuagaon PS	No	15 months	Officially processing	SHG's own fund	By cheque
19	Ambajhari PPS	No	6 months	Could not say	SHG's own fund	By cheque
20	Rameswar Nodal UPS, Khamada	No	4 months	Officially processing	SHG's own fund	By cheque
21	Hatadwar PPS	No	10 months	Could not say	HM's own fund	By A/c cheque
22	Khandapagarh NUPS	No	14 months	Could not say	SHG's own fund	By cash
23	Samanata Ch. Sekhar Res. Sevashram	No	6 months	Could not say	HM's own fund	By A/c Cheque
24	Barapali (B) PUPS	No	18 months	Could not say	SHG's own fund	Through Bank
25	Sikharpur PS	No	6 months	Could not say	SHG's own fund	Through Bank
26	Adakata PS	No	13 months	Officially processing	HM's own fund	By cheque
27	Bahada PUPS	No	14 months	Officially processing	SHG's own fund	By cash
28	Jagannath Prasad Pragan UPMES	No	12 months	Officially processing	SHG's own fund	By cheque
29	Nandighar UPS	No	4-5 months	Could not say	HM's own fund	Through Bank
30	Bhaliadihi Nodal UPS	No	7 months	Officially processing	SHG's own fund	By cheque
31	Kadalibandha PPS	No	5 months	Could not say	SHG's own fund	Through Bank
32	Golagaon UGMES	No	4 months	Officially processing	HM's own fund	By Cash
33	Machhipada NUPS/CS NUPS	No	12 months	Officially processing	HM's own fund	By Cash
34	Solapata NUPS	No	6 months	Officially processing	HM's own fund	By Cash
35	Odagaon UGMES	No	6 months	Officially processing	HM's own fund	By Cash
36	Nandabar Nodal UPS	No	3 months	Officially processing	HM's own fund	By Cash
37	Karabar PS	No	1 months	Officially processing	NGO's own fund	Through Bank
38	Gopinathpursahi PUPS	No	3 months	Could not say	SHG's own fund	Through Bank
39	Badhipatna PUPS	No	8 months	Officially processing	SHG's own fund	By Cash
40	Narendrapur PS	No	7 months	Officially processing	SHG's own fund	By cheque

*1) No. of schools getting cooking cost in advance regularly= Nil

2) Extent of delay in getting cooking cost= 1 to 18 months

5. Social Equity:

Table 5.1: Schoolwise status on gender, caste and community wise discrimination in cooking and serving MDM and seating arrangement made for children to take MDM

Sl. No.	School name	Gender discrimination in			Caste discrimination in			Community discrimination in		
		Cooking	Serving	Seating	Cooking	Serving	Seating	Cooking	Serving	Seating
1	Haripur UGMES	No	No	No	No	No	No	No	No	No
2	Bodapada PS	No	No	No	No	No	No	No	No	No
3	Gobindapur MES	No	No	No	No	No	No	No	No	No
4	Champatipur NUPS	No	No	No	No	No	No	No	No	No
5	Ankulipatna PPS	No	No	No	No	No	No	No	No	No
6	Harekrushnapur NUPS	No	No	No	No	No	No	No	No	No
7	San Pandusar PS	No	No	No	No	No	No	No	No	No
8	New Town PS	No	No	No	No	No	No	No	No	No
9	College lane PUPS	No	No	No	No	No	No	No	No	No
10	West End PUPS	No	No	No	No	No	No	No	No	No
11	Khandapada Road PUPS	No	No	No	No	No	No	No	No	No
12	Dakshinakali PS	No	No	No	No	No	No	No	No	No
13	Sinduria Nodal UPS	No	No	No	No	No	No	No	No	No
14	Narasinghprasad PUPS	No	No	No	No	No	No	No	No	No
15	Durdura Nodal UPS	No	No	No	No	No	No	No	No	No
16	Sampada UGMES	No	No	No	No	No	No	No	No	No
17	Similisahi PUPS	No	No	No	No	No	No	No	No	No
18	Nuagaon PS	No	No	No	No	No	No	No	No	No
19	Ambajhari PPS	No	No	No	No	No	No	No	No	No
20	Rameswar Nodal UPS, Khamada	No	No	No	No	No	No	No	No	No
21	Hatadwar PPS	No	No	No	No	No	No	No	No	No
22	Khandapadarh NUPS	No	No	No	No	No	No	No	No	No
23	Samanata Ch. Sekhar Res. Sevashram	No	No	No	No	No	No	No	No	No
24	Barapali (B) PUPS	No	No	No	No	No	No	No	No	No
25	Sikharpur PS	No	No	No	No	No	No	No	No	No
26	Adakata PS	No	No	No	No	No	No	No	No	No
27	Bahada PUPS	No	No	No	No	No	No	No	No	No
28	Jagannath Prasad Pragan UPMES	No	No	No	No	No	No	No	No	No
29	Nandighar UPS	No	No	No	No	No	No	No	No	No
30	Bhaliadihi Nodal UPS	No	No	No	No	No	No	No	No	No
31	Kadalibandha PPS	No	No	No	No	No	No	No	No	No
32	Golagaon UGMES	No	No	No	No	No	No	No	No	No
33	Machhipada NUPS/CS NUPS	No	No	No	No	No	No	No	No	No
34	Solapata NUPS	No	No	No	No	No	No	No	No	No
35	Odagaon UGMES	No	No	No	No	No	No	No	No	No
36	Nandabar Nodal UPS	No	No	No	No	No	No	No	No	No
37	Karabar PS	No	No	No	No	No	No	No	No	No
38	Gopinathpursahi PUPS	No	No	No	No	No	No	No	No	No
39	Badhipatna PUPS	No	No	No	No	No	No	No	No	No
40	Narendrapur PS	No	No	No	No	No	No	No	No	No

* 1) No. of schools showing gender discrimination in seating arrangement= Nil

6. Variety of Menu:

Table 6.1: Schoolwise status on MDM menu

Sl. No.	School name	Weekly MDM menu displayed	MDM is prepared as per weekly menu	Who decides the menu?	Nature of food items served	Daily menu includes rice	Daily menu includes wheat	Daily menu includes dal	Daily menu includes vegetables
1	Haripur UGMES	No	Not at all	SHG	Same items daily	Every day	Not at all	Every day	Every day
2	Bodapada PS	No	Not at all	HM	Same items daily	Every day	Not at all	Every day	Every day
3	Gobindapur MES	No	Not at all	SHG	Same items daily	Every day	Not at all	Every day	Every day
4	Champatipur NUPS	No	Not at all	SHG	Same items daily	Every day	Not at all	Every day	Every day
5	Ankulipatna PPS	No	Not at all	SHG	Same items daily	Every day	Not at all	Every day	Every day
6	Harekrushnapur NUPS	No	Not at all	SHG	Same items daily	Every day	Not at all	Every day	Some day
7	San Pandusar PS	No	Not at all	SHG	Same items daily	Every day	Not at all	Every day	Some day
8	New Town PS	No	Not at all	SHG	Same items daily	Every day	Not at all	Every day	Every day
9	College lane PUPS	No	Not at all	SHG	Same items daily	Every day	Not at all	Every day	Some day
10	West End PUPS	No	Not at all	SHG	Same items daily	Every day	Not at all	Every day	Every day
11	Khandapada Road PUPS	No	Not at all	SHG	Same items daily	Every day	Not at all	Every day	Every day
12	Dakshinakali PS	No	Not at all	SHG	Same items daily	Every day	Not at all	Every day	Every day
13	Sinduria Nodal UPS	No	Not at all	HM	Same items daily	Every day	Not at all	Every day	Every day
14	Narasinghprasad PUPS	No	Not at all	VEC	Same items daily	Every day	Not at all	Every day	Every day
15	Durdura Nodal UPS	No	Not at all	SHG	Same items daily	Every day	Not at all	Every day	Every day
16	Sampada UGMES	No	Not at all	SHG	Same items daily	Every day	Not at all	Every day	Every day
17	Similisaahi PUPS	No	Not at all	SHG	Same items daily	Every day	Not at all	Every day	Every day
18	Nuagaon PS	No	Not at all	SHG	Same items daily	Every day	Not at all	Every day	Every day
19	Ambajhari PPS	No	Not at all	SHG	Same items daily	Every day	Not at all	Every day	Every day
20	Rameswar Nodal UPS, Khamamada	No	Not at all	SHG	Same items daily	Every day	Not at all	Every day	Not at all
21	Hatadwar PPS	No	Not at all	HM	Same items daily	Every day	Not at all	Every day	Same days
22	Khandapadagarh NUPS	No	Not at all	SHG	Same items daily	Every day	Not at all	Every day	Every day
23	Samanata Ch. Sekhar Res. Sevashram	Yes	Yes always	HM	Diff. items some days	Every day	Not at all	Every day	Every day
24	Barapali (B) PUPS	No	Not at all	SHG	Same items daily	Every day	Not at all	Every day	Every day
25	Sikharpur PS	No	Not at all	SHG	Same items daily	Every day	Not at all	Every day	Every day
26	Adakata PS	No	Not at all	HM	Same items daily	Every day	Not at all	Every day	Every day
27	Bahada PUPS	No	Not at all	SHG	Same items daily	Every day	Not at all	Every day	Every day
28	Jagannath Prasad Pragan UPMES	No	Not at all	SHG	Same items daily	Every day	Not at all	Every day	Every day
29	Nandighar UPS	No	Not at all	HM	Diff. items some days	Every day	Not at all	Every day	Every day
30	Bhaliadihi Nodal UPS	No	Not at all	SHG	Same items daily	Every day	Not at all	Every day	Every day
31	Kadalibandha PPS	No	Not at all	SHG	Same items daily	Every day	Not at all	Every day	Every day
32	Golagaon UGMES	No	Not at all	HM	Same items daily	Every day	Not at all	Every day	Every day
33	Machhipada NUPS/CS NUPS	No	Not at all	HM	Same items daily	Every day	Not at all	Every day	Every day
34	Solapata NUPS	No	Not at all	HM	Same items daily	Every day	Not at all	Every day	Every day
35	Odagaon UGMES	No	Not at all	HM	Same items daily	Every day	Not at all	Every day	Every day
36	Nandabar Nodal UPS	Yes	Yes always	NGO	Diff. items every day	Every day	Not at all	Every day	Every day
37	Karabar PS	Yes	Yes always	NGO	Diff. items every day	Every day	Not at all	Every day	Every day
38	Gopinathpursahi PUPS	No	Not at all	SHG	Same items daily	Every day	Not at all	Every day	Every day
39	Badhipatna PUPS	No	Not at all	SHG	Same items daily	Every day	Not at all	Every day	Every day
40	Narendrapur PS	No	Not at all	SHG	Same items daily	Every day	Not at all	Every day	Every day

* 1) No. of schools displayed weekly MDM menu = 03 2) No. of schools who serves different food items everyday = 02

7. Quantity and Quality of Meal:

Table 7.1: Schoolwise status on opinion of children on quality and quantity of MDM

Sl. No.	School name	Opinion on quality of rice	Opinion on quality of dal	Opinion on quantity of rice	Opinion on quantity of dal	Reasons for unhappiness on quality of rice/dal	Reasons for unhappiness on quantity of rice/dal
1	Haripur UGMES	Not happy always	Not happy always	Happy always	Happy always	Not tasty	-
2	Bodapada PS	happy always	Happy always	Happy always	Happy always	-	-
3	Gobindapur MES	Not happy always	Not happy some times	Happy always	Happy always	Bad smell (rice & dal)	-
4	Champatipur NUPS	Not happy some times	Happy always	Happy always	Not happy some times	Bad smell (rice)	Dal not sufficient
5	Ankulipatna PPS	Not happy always	Not happy always	Happy always	Happy always	Worm in rice, bad smell dal	-
6	Harekrushnapur NUPS	Happy always	Happy always	Happy always	Happy always	-	-
7	San Pandusar PS	Happy always	Happy always	Happy always	Happy always	-	-
8	New Town PS	Happy always	Happy always	Happy always	Happy always	-	-
9	College lane PUPS	Happy always	Happy always	Happy always	Happy always	-	-
10	West End PUPS	Not happy some times	Happy always	Happy always	Happy always	Worm in rice	-
11	Khandapada Road PUPS	Happy always	Happy always	Happy always	Happy always	-	-
12	Dakshinakali PS	Happy always	Happy always	Happy always	Happy always	-	-
13	Sinduria Nodal UPS	Happy always	Happy always	Happy always	Happy always	-	-
14	Narasinghprasad PUPS	Happy always	Happy always	Happy always	Happy always	-	-
15	Durdura Nodal UPS	Happy always	Happy always	Happy always	Happy always	-	-
16	Sampada UGMES	Happy always	Happy always	Happy always	Happy always	-	-
17	Similisahi PUPS	Not happy always	Not happy always	Happy always	Happy always	Bad smell (rice, dal)	-
18	Nuagaon PS	Happy always	Happy always	Happy always	Happy always	-	-
19	Ambajhari PPS	Happy always	Happy always	Not happy always	Happy always	-	Rice given less because 10 not enrolled children take MDM every day
20	Rameswar Nodal UPS, Khamada	Not happy always	Not happy always	Not happy some times	Not happy some times	Worm in rice, Bad smell dal	Some days less rice/ dal given
21	Hatadwar PPS	Happy always	Happy always	Happy always	Happy always	-	-
22	Khandapadagarh NUPS	Not happy always	Not happy always	Happy always	Happy always	Bad smell (rice, dal)	-
23	Samanata Ch. Sekhar Res. Sevashram	Happy always	Happy always	Happy always	Happy always	-	-
24	Barapali (B) PUPS	Happy always	Happy always	Happy always	Happy always	-	-
25	Sikharpur PS	Happy always	Happy always	Happy always	Happy always	-	-
26	Adakata PS	Happy always	Happy always	Happy always	Happy always	-	-
27	Bahada PUPS	Happy always	Happy always	Happy always	Happy always	-	-
28	Jagannath Prasad Pragan UPMES	Happy always	Happy always	Happy always	Happy always	-	-
29	Nandighar UPS	Happy always	Happy always	Happy always	Happy always	-	-
30	Bhaliadihi Nodal UPS	Happy always	Happy always	Happy always	Happy always	-	-
31	Kadalibandha PPS	Happy always	Happy always	Happy always	Happy always	-	-
32	Golagaon UGMES	Not happy some times	Happy always	Happy always	Happy always	Bad smell (rice, dal)	-
33	Machhipada NUPS/CS NUPS	Happy always	Happy always	Happy always	Happy always	-	-
34	Solapata NUPS	Happy always	Happy always	Happy always	Happy always	-	-
35	Odagaon UGMES	Happy always	Happy always	Happy always	Happy always	-	-
36	Nandabar Nodal UPS	Happy always	Happy always	Happy always	Happy always	-	-
37	Karabar PS	Happy always	Happy always	Happy always	Happy always	-	-
38	Gopinathpursahi PUPS	Happy always	Happy always	Happy always	Happy always	-	-
39	Badhipatna PUPS	Happy always	Happy always	Happy always	Happy always	-	-
40	Narendrapur PS	Happy always	Happy always	Happy always	Not Happy always	-	Less rice / dal given

*1) No. of schools where children are happy always on quality of rice = 31

2) No. of schools where children are happy always on quality of dal = 34

3) No. of schools where children are happy always on quantity of rice = 38

4) No. of schools where children are happy always on quantity of dal = 37

5) Main reasons of unhappiness on quality of rice/dal =

a) Bad smell of rice/dal (07 schools)

b) Worm in rice (03 schools)

c) Not tasty (01 schools)

- 6) Main reasons of unhappiness on quantity of rice/dal =
a) Less dal/rice given (04 schools)

8. Supplementary:

Table 8.1: Schoolwise status on healthcare facilities

Sl. No.	School name	Health card maintained for each child	No. of times health check up done since 1-7-10	Iron tablets given periodically	Vit. A tablets given periodically	Deworming tablets given periodically	Who provides medicine?	No. of times medicines given since 1-7-10
1	Haripur UGMES	No	Nil	No	No	No	-	Nil
2	Bodapada PS	No	Nil	No	No	No	-	Nil
3	Gobindapur MES	No	Nil	No	No	No	-	Nil
4	Champatipur NUPS	No	Nil	No	No	No	State Govt.	01
5	Ankulipatna PPS	No	01	No	No	No	State Govt.	Nil
6	Harekrushnapur NUPS	No	Nil	No	No	No	-	Nil
7	San Pandusar PS	No	Nil	No	No	No	-	Nil
8	New Town PS	No	Nil	No	No	No	-	Nil
9	College lane PUPS	No	Nil	No	No	No	-	Nil
10	West End PUPS	No	Nil	No	No	No	-	Nil
11	Khandapada Road PUPS	No	Nil	No	No	No	-	Nil
12	Dakshinakali PS	No	Nil	No	No	No	-	Nil
13	Sinduria Nodal UPS	No	Nil	No	No	No	-	Nil
14	Narasinghprasad PUPS	No	Nil	No	No	No	-	Nil
15	Durdura Nodal UPS	No	Nil	No	No	No	-	Nil
16	Sampada UGMES	No	Nil	No	No	No	-	Nil
17	Similisahi PUPS	No	Nil	No	No	No	-	Nil
18	Nuagaon PS	No	Nil	No	No	No	-	Nil
19	Ambajhari PPS	No	Nil	No	No	No	-	Nil
20	Rameswar Nodal UPS, Khamada	No	01	No	No	Yes	State Govt.	01
21	Hatadwar PPS	No	Nil	No	No	No	-	Nil
22	Khandapadagarh NUPS	No	Nil	No	No	No	-	Nil
23	Samanata Ch. Sekhar Res. Sevashram	No	06	Yes	Yes	Yes	State Govt.	06
24	Barapali (B) PUPS	No	Nil	No	No	No	-	Nil
25	Sikharpur PS	No	Nil	No	No	No	-	Nil
26	Adakata PS	No	Nil	No	No	No	-	Nil
27	Bahada PUPS	No	Nil	No	No	No	-	Nil
28	Jagannath Prasad Pragan UPMES	No	Nil	No	No	No	-	Nil
29	Nandighar UPS	No	Nil	No	No	No	-	Nil
30	Bhaliadihi Nodal UPS	No	Nil	No	No	No	-	Nil
31	Kadalibandha PPS	No	01	No	No	Yes	Satyasai Trust	01
32	Golagaon UGMES	No	Nil	No	No	No	-	Nil
33	Machhipada NUPS/CS NUPS	No	Nil	No	No	No	-	Nil
34	Solapata NUPS	No	Nil	No	No	No	-	Nil
35	Odagaon UGMES	No	Nil	No	No	No	-	Nil
36	Nandabar Nodal UPS	No	Nil	No	No	No	-	Nil
37	Karabar PS	No	Nil	No	No	No	-	Nil
38	Gopinathpursahi PUPS	No	Nil	No	No	No	-	Nil
39	Badhipatna PUPS	No	Nil	No	No	No	-	Nil
40	Narendrapur PS	No	Nil	No	No	No	-	Nil

*1) No. of schools having health cards for each child = Nil

2) No. of schools organized health check up camp since 1-7-10 = 04

- 3) No. of schools where iron tablets have been given to children periodically = 01
 4) No. of schools where vit. A tablets have been given to children periodically = 01
 5) No. of schools where deworming tablets have been given to children periodically = 01

9. Status of Cooks and Helpers:

Table 9.1: Schoolwise status on cooks and helpers

Sl. No.	School name	Cook and Helper are appointed by	No. of Cooks engaged	No. of Helpers engaged	Remuneration paid per month to		Remuneration is paid regularly	Cook belongs to	Helper belongs to	Having Cooks and Helpers as per Govt. of India norms
					Cook	Helper				
1	Haripur UGMES	SHG	1	1	Rs. 600	Rs. 400	No (6 month delay)	OBC	OBC	-
2	Bodapada PS	VEC	1	1	Rs. 600	Rs. 400	No (6 month)	OBC	OBC	-
3	Gobindapur MES	SHG	1	2	Rs. 600	Rs. 400	Yes	OBC	OBC	-
4	Champatipur NUPS	SHG	1	2	Rs. 600	Rs. 400	Yes	OBC	OBC	-
5	Ankulipatna PPS	Panchayat	1	1	Rs. 600	Rs. 400	No (4 month)	OBC	OBC	-
6	Harekrushnapur NUPS	SHG	1	2	Rs. 600	Rs. 400	No (4 month)	OBC	OBC	-
7	San Pandusar PS	SHG	1	2	Rs. 600	Rs. 400	No (3 month)	OBC	SC	-
8	New Town PS	SHG	1	1	Rs. 600	Rs. 400	No (6 month)	General	General	-
9	College lane PUPS	SHG	1	2	Rs. 600	Rs. 400	No (12 month)	General	OBC	-
10	West End PUPS	SHG	1	1	Rs. 600	Rs. 400	No (4 month)	OBC	OBC	-
11	Khandapada Road PUPS	SHG	1	1	Rs. 600	Rs. 400	No (4 month)	OBC	OBC	-
12	Dakshinakali PS	DEPT	1	1	Rs. 600	Rs. 400	No (4 month)	OBC	OBC	-
13	Sinduria Nodal UPS	DEPT	1	2	Rs. 600	Rs. 400	No (4 month)	OBC	OBC	-
14	Narasinghprasad PUPS	VEC	1	1	Rs. 600	Rs. 400	Yes	OBC	OBC	-
15	Durdura Nodal UPS	DEPT	1	1	Rs. 200	Rs. 100	No (6 month)	OBC	OBC	-
16	Sampada UGMES	DEPT	1	2	Rs. 600	Rs. 400	No (8 month)	OBC	OBC	-
17	Similisahi PUPS	DEPT	1	1	Rs. 600	Rs. 400	No (6 month)	General	OBC	-
18	Nuagaon PS	DEPT	1	1	Rs. 600	Rs. 400	No (15 month)	OBC	OBC	-
19	Ambajhari PPS	SHG	1	Nil	Rs. 600	Nil	No (4 month)	OBC	Nil	-
20	Rameswar Nodal UPS, Khalamada	VEC	1	2	Rs. 600	Rs. 400	No (6 month)	OBC	OBC	-
21	Hatadwar PPS	DEPT	1	1	Rs. 600	Rs. 400	No (10 month)	OBC	OBC	-
22	Khandapadagarh NUPS	SHG	1	2	Rs. 600	Rs. 400	No (6 month)	General	General	-
23	Samanata Ch. Sekhar Res. Sevashram	DEPT	1	1	Rs. 600	Rs. 400	No (6 month)	OBC	OBC	-
24	Barapali (B) PUPS	DEPT	1	1	Nil	Nil	No (18 month)	OBC	OBC	-
25	Sikharpur PS	DEPT	1	2	Rs. 600	Rs. 400	No (6 month)	OBC	OBC	-
26	Adakata PS	VEC	1	1	Rs. 200	Rs. 100	No (12 month)	OBC	OBC	-
27	Bahada PUPS	DEPT	1	2	Rs.200	Rs. 100	No (14 month)	OBC	OBC	-
28	Jagannath Prasad Pragan UPMES	DEPT	1	1	Rs. 200	Rs. 100	No (6 month)	OBC	OBC	-
29	Nandighar UPS	DEPT	1	1	Rs. 600	Rs. 400	No (7 month)	OBC	OBC	-
30	Bhaliadihi Nodal UPS	DEPT	1	1	Rs. 200	Rs. 100	No (11 month)	OBC	OBC	-
31	Kadalibandha PPS	DEPT	1	Nil	Rs. 600	Nil	No (6 month)	OBC	Nil	-
32	Golagaon UGMES	DEPT	1	1	Rs. 200	Rs. 100	No (4 month)	OBC	OBC	-
33	Machhipada NUPS/CS NUPS	DEPT	1	2	Rs. 200	Rs. 100	No (12 month)	OBC	OBC	-
34	Solapata NUPS	DEPT	1	2	Rs. 600	Rs. 400	No (6 month)	OBC	OBC	-
35	Odagaon UGMES	DEPT	1	2	Rs. 200	Rs. 100	No (6 month)	OBC	OBC	-
36	Nandabar Nodal UPS	VEC	1	1	Rs. 600	Rs. 400	No (4 month)	OBC	OBC	-
37	Karabar PS	DEPT	1	2	Rs. 600	Rs. 400	No (3 month)	OBC	OBC	-
38	Gopinathpursahi PUPS	DEPT	1	2	Rs. 600	Rs. 400	No (3 month)	OBC	OBC	-
39	Badhipatna PUPS	VEC	1	1	Rs. 600	Rs. 400	No (8 month)	OBC	OBC	-
40	Narendrapur PS	DEPT	1	1	Rs. 600	Rs. 400	No (7 month)	OBC	SC	-

*1) No. of schools where Cooks and Helpers get remuneration regularly= 03

- 2) No. of schools where Cooks belong to SC/ST/OBC/Minority community = 36
- 3) No. of schools where Helpers belong to SC/ST/OBC/Minority community = 38
- 4) No. of schools where cooks and helpers are appointed by SHG = 11

10. Infrastructure:

Table 10.1: Schoolwise status on construction of kitchen-cum-store

Sl. No.	School name	Construction status of pucca kitchen-cum-store	Construction grant received under which scheme?	Reason for not using the constructed pucca kitchen-cum-store for	
				Cooking	Storing
1	Haripur UGMES	Constructed but not in use for storing	MDM		SHG keeping at own house
2	Bodapada PS	Not sanctioned	-		-
3	Gobindapur MES	Constructed and in use for cooking only	MDM		Shortage of space
4	Champatipur NUPS	Constructed but not in use for cooking & storing	MDM	Using old kitchen for cooking	Used as staff room
5	Ankulipatna PPS	Constructed but not in use for storing & cooking	MDM	No provision of hearth	SHG keeping at own house
6	Harekrushnapur NUPS	Under construction	MDM		
7	San Pandusar PS	Sanction returned	MDM		
8	New Town PS	Not sanctioned	-		
9	College lane PUPS	Sanctioned but construction not started	MDM		
10	West End PUPS	Not sanctioned	-		
11	Khandapada Road PUPS	Not sanctioned	-		
12	Dakshinakali PS	Not sanctioned	-		
13	Sinduria Nodal UPS	Not sanctioned	-		
14	Narasinghprasad PUPS	Constructed but in use for storing only	MDM	Using old kitchen for cooking	
15	Durdura Nodal UPS	Constructed but in use for storing only	MDM	Smoke problem	
16	Sampada UGMES	Constructed but in use for storing only	MDM	Space shortage	
17	Similishahi PUPS	Not sanctioned	-	-	
18	Nuagaon PS	Constructed but not in use for cooking & storing	MDM	Smoke problem	Fear for theft
19	Ambajhari PPS	Constructed but in use for cooking & storing	MDM		
20	Rameswar Nodal UPS, Khamamada	Under construction	MDM		
21	Hatadwar PPS	Not sanctioned	-		
22	Khandapadagarh NUPS	Not sanctioned	-		
23	Samanata Ch. Sekhar Res. Sevashram	Not sanctioned	-		
24	Barapali (B) PUPS	Under construction	MDM		
25	Sikharpur PS	Under construction	MDM		
26	Adakata PS	Constructed & in use only for storing	MDM	Using old kitchen for cooking	
27	Bahada PUPS	Under construction	MDM		
28	Jagannath Prasad Pragan UPMES	Sanctioned but construction not started	MDM		
29	Nandighar UPS	Constructed & in use only for storing	MDM	Using old kitchen for cooking	
30	Bhaliadihi Nodal UPS	Not sanctioned	-		
31	Kadalibandha PPS	Constructed & in use for cooking only	MDM		Space shortage
32	Golagaon UGMES	Not sanctioned	-		
33	Machhipada NUPS/CS NUPS	Not sanctioned	-		
34	Solapata NUPS	Under construction	MDM		
35	Odagaon UGMES	Sanctioned but construction not started	MDM		
36	Nandabar Nodal UPS	Not sanctioned	-		
37	Karabar PS	Under construction	MDM		
38	Gopinathpursahi PUPS	Constructed but not in use for cooking & storing	MDM	Space shortage	SHG keeping at own house
39	Badhipatna PUPS	Constructed & in use cooking only	MDM		SHG keeping at own house
40	Narendrapur PS	Sanctioned but construction not started	MDM		-

*1) No. of schools where pucca kitchen-cum-store has been constructed and in use for both cooking and storing = 01

2) No. of schools where pucca kitchen-cum-store has been constructed and not used for cooking = 09

3) No. of schools where pucca kitchen-cum-store has been constructed and not used for storing = 08

4) Main reasons for not using the constructed pucca kitchen-cum-store for cooking =

a) Using old kitchen for cooking = 04 schools

b) Smoke problem = 02 schools

c) Space shortage = 02 schools

5) Main reasons for not using the constructed pucca kitchen-cum-store for storing =

a) SHG keeping at own house = 04 schools

b) Space shortage = 02 schools

c) Fear of theft = 01 school

d) Kitchen-cum-store is used as staffroom = 01 school

6) No. of schools where pucca kitchen-cum-store is not sanctioned = 14

7) No. of schools where sanctioned pucca kitchen-cum-store's construction work has not started = 04

8) No. of schools where the grant sanctioned to construct kitchen-cum-store has been returned = 01 school

9) No. of schools where the pucca kitchen -cum-store is under construction = 07

Table 10.2: Schoolwise status on alternative place of cooking and storing where pucca kitchen-cum-store is not available and availability of water, fuel and utensils for cooking

Sl. No.	School name	Alternative place used for cooking MDM	Alternative place used for storing food grains	Potable water available for cooking and drinking	Adequate utensils available for cooking	Kind of fuel used
1	Haripur UGMES	-	SHG House	Yes	No	Firewood
2	Bodapada PS	Open space	Store room of school	Yes	Yes	Firewood
3	Gobindapur MES	-	SHG House	Yes	No	Firewood
4	Champatipur NUPS	Asbestos roofed house	HM's room	Yes	Yes	Firewood
5	Ankulipatna PPS	School verandah	SHG House	Yes	No	Firewood
6	Harekrushnapur NUPS	Asbestos roofed house	SHG House	Yes	Yes	Firewood
7	San Pandusar PS	School verandah	SHG House	Yes	Yes	Firewood
8	New Town PS	Asbestos roofed house	SHG House	Yes	Yes	Firewood
9	College lane PUPS	Asbestos roofed house	SHG House	Yes	Yes	Firewood
10	West End PUPS	Asbestos roofed house	Class room	Yes	Yes	Firewood
11	Khandapada Road PUPS	Asbestos roofed house	SHG House	No	Yes	Firewood
12	Dakshinakali PS	Asbestos roofed house	SHG House	Yes	Yes	Firewood
13	Sinduria Nodal UPS	Tiled roofed house	Class room	Yes	Yes	Firewood
14	Narasinghprasad PUPS	Asbestos roofed house	-	Yes	Yes	Firewood
15	Durdura Nodal UPS	Asbestos roofed house	-	Yes	Yes	Firewood
16	Sampada UGMES	Asbestos roofed house	-	Yes	No	Firewood
17	Similisahi PUPS	School verandah	SHG House	Yes	Yes	Firewood
18	Nuagaon PS	Asbestos roofed house	SHG House	Yes	Yes	Firewood
19	Ambajhari PPS	-	-	Yes	Yes	Firewood
20	Rameswar Nodal UPS, Khamlada	Asbestos roofed house	SHG House	Yes	No	Firewood
21	Hatadwar PPS	Open space	Class room	Yes	No	Firewood
22	Khandapadagarh NUPS	Tin roofed house	SHG House	Yes	Yes	Firewood
23	Samanata Ch. Sekhar Res. Sevashram	School verandah	Class room	Yes	Yes	Firewood
24	Barapali (B) PUPS	Asbestos roofed house	SHG House	Yes	Yes	Firewood
25	Sikharpur PS	School verandah	SHG House	Yes	No	Firewood
26	Adakata PS	Asbestos roofed house	-	Yes	Yes	Firewood
27	Bahada PUPS	Tin roofed house	SHG House	Yes	Yes	Firewood
28	Jagannath Prasad Pragan UPMES	Tile roofed house	SHG House	Yes	No	Firewood
29	Nandighar UPS	Asbestos roofed house	-	Yes	Yes	Firewood
30	Bhaliadihi Nodal UPS	Tile roofed house	SHG House	Yes	Yes	Firewood
31	Kadalibandha PPS	-	SHG House	Yes	Yes	Firewood
32	Golagaon UGMES	Tiled roofed house	Class room	Yes	Yes	Firewood
33	Machhipada NUPS/CS NUPS	School verandah	School Stock room	Yes	Yes	Firewood
34	Solapata NUPS	Asbestos roofed house	School Stock room	Yes	Yes	Firewood
35	Odagaon UGMES	Tin roofed house	Class room	Yes	Yes	Firewood
36	Nandabar Nodal UPS	Asbestos roofed house	HM room	No	Yes	Firewood
37	Karabar PS	Asbestos roofed house	School Stock room	Yes	Yes	Firewood
38	Gopinathpursahi PUPS	Open space	SHG House	Yes	Yes	Firewood
39	Badhipatna PUPS	-	SHG House	Yes	Yes	Firewood
40	Narendrapur PS	Asbestos roofed house	SHG House	No	Yes	Firewood

*1) No. of schools having potable water facility for cooking and drinking = 37

2) No. of schools having adequate utensils for cooking = 32

3) No. of schools using open space as alternative place to cook MDM= 03

4) No. of schools using school verandah as alternative place to cook MDM = 06

5) No. of schools using asbestos/ tile/ tin roofed house as alternative place to cook MDM = 26

6) No. of schools using SHG house as alternative place to store food grains = 22

7) No. of schools using school HM room / stock room/ class room as alternative place to store food grains = 12

11. Safety and Hygiene:

Table 11.1: Schoolwise status on safety and hygiene relating to MDM

Sl. No.	School name	General impression on hygiene of school campus	Children are encouraged to wash hands before and after eating	Children partake meals in an orderly manner	Children conserve water while washing hands and utensils	Cooking process and storage of fuel is safe from fire hazard
1	Haripur UGMES	Clean	Yes	Yes	Yes	Yes
2	Bodapada PS	Clean	Yes	Yes	Yes	Yes
3	Gobindapur MES	Clean	Yes	Yes	Yes	Yes
4	Champatipur NUPS	Clean	Yes	Yes	Yes	Yes
5	Ankulipatna PPS	Clean	Yes	Yes	Yes	Yes
6	Harekrushnapur NUPS	Clean	Yes	Yes	Yes	Yes
7	San Pandusar PS	Clean	Yes	Yes	Yes	Yes
8	New Town PS	Clean	Yes	Yes	Yes	Yes
9	College lane PUPS	Clean	Yes	Yes	Yes	Yes
10	West End PUPS	Clean	Yes	Yes	Yes	Yes
11	Khandapada Road PUPS	Clean	Yes	Yes	Yes	Yes
12	Dakshinakali PS	Not Clean	Yes	Yes	Yes	Yes
13	Sinduria Nodal UPS	Clean	Yes	Yes	Yes	Yes
14	Narasinghprasad PUPS	Clean	Yes	Yes	Yes	Yes
15	Durdura Nodal UPS	Clean	Yes	Yes	Yes	Yes
16	Sampada UGMES	Clean	Yes	Yes	Yes	Yes
17	Similisahi PUPS	Clean	Yes	Yes	Yes	Yes
18	Nuagaon PS	Clean	No	Yes	No	Yes
19	Ambajhari PPS	Clean	Yes	Yes	Yes	Yes
20	Rameswar Nodal UPS, Khamamada	Clean	Yes	Yes	Yes	Yes
21	Hatadwar PPS	Clean	Yes	Yes	Yes	Yes
22	Khandapadagarh NUPS	Clean	Yes	Yes	Yes	Yes
23	Samanata Ch. Sekhar Res. Sevashram	Clean	Yes	Yes	Yes	Yes
24	Barapali (B) PUPS	Clean	Yes	Yes	Yes	Yes
25	Sikharpur PS	Clean	No	No	Yes	Yes
26	Adakata PS	Clean	Yes	Yes	Yes	Yes
27	Bahada PUPS	Clean	No	Yes	Yes	Yes
28	Jagannath Prasad Pragan UPMES	Clean	Yes	Yes	Yes	Yes
29	Nandighar UPS	Clean	Yes	Yes	Yes	Yes
30	Bhaliadihi Nodal UPS	Clean	Yes	Yes	Yes	Yes
31	Kadalibandha PPS	Clean	Yes	Yes	Yes	Yes
32	Golagaon UGMES	Clean	Yes	Yes	Yes	Yes
33	Machhipada NUPS/CS NUPS	Clean	Yes	Yes	Yes	Yes
34	Solapata NUPS	Clean	Yes	Yes	Yes	Yes
35	Odagaon UGMES	Clean	Yes	Yes	Yes	Yes
36	Nandabar Nodal UPS	Clean	Yes	Yes	Yes	Yes
37	Karabar PS	Clean	Yes	Yes	Yes	Yes
38	Gopinathpursahi PUPS	Clean	Yes	Yes	Yes	Yes
39	Badhipatna PUPS	Clean	Yes	Yes	Yes	Yes
40	Narendrapur PS	Clean	Yes	Yes	Yes	Yes

*1) No. of schools having clean school campus = 39

2) No. of schools where children are encouraged to wash hands before and after eating = 37

3) No. of schools where water is conserved by children while washing hands and utensils = 39

4) No. of schools where cooking process and storage of fuel is safe from fire hazard = 40

5) No. of schools where children partake meals in an orderly manner = 40

12. Community Participation:

Table 12.1: Schoolwise status on community participation in MDM supervision and monitoring

Sl. No.	School name	Extent of participation in MDM supervision and monitoring by			Roster maintained by community for MDM supervision
		Parents	VEC	PRI /ULB	
1	Haripur UGMES	Every day	Occasionally	Occasionally	No
2	Bodapada PS	Occasionally	Every day	Not at all	No
3	Gobindapur MES	Not at all	Not at all	Occasionally	No
4	Champatipur NUPS	Every day	Occasionally	Occasionally	No
5	Ankulipatna PPS	Occasionally	Occasionally	Occasionally	No
6	Harekrushnapur NUPS	Occasionally	Every day	Occasionally	No
7	San Pandusar PS	Occasionally	Occasionally	Occasionally	No
8	New Town PS	Occasionally	Occasionally	Occasionally	No
9	College lane PUPS	Occasionally	Every day	Occasionally	No
10	West End PUPS	Occasionally	Occasionally	Occasionally	No
11	Khandapada Road PUPS	Not at all	Occasionally	Occasionally	No
12	Dakshinakali PS	Every day	Every day	Occasionally	No
13	Sinduria Nodal UPS	Every day	Every day	Occasionally	No
14	Narasinghprasad PUPS	Every day	Occasionally	Occasionally	No
15	Durdura Nodal UPS	Occasionally	Every day	Not at all	No
16	Sampada UGMES	Occasionally	Every day	Occasionally	No
17	Similisahi PUPS	Occasionally	Every day	Occasionally	No
18	Nuagaon PS	Occasionally	Occasionally	Occasionally	No
19	Ambajhari PPS	Every day	Every day	Every day	No
20	Rameswar Nodal UPS, Khamlada	Every day	Every day	Occasionally	No
21	Hatadwar PPS	Occasionally	Every day	Occasionally	No
22	Khandapadagarh NUPS	Occasionally	Not at all	Not at all	No
23	Samanata Ch. Sekhar Res. Sevashram	Occasionally	Occasionally	Not at all	No
24	Barapali (B) PUPS	Every day	Occasionally	Not at all	No
25	Sikharpur PS	Occasionally	Occasionally	Occasionally	No
26	Adakata PS	Occasionally	Every day	Occasionally	No
27	Bahada PUPS	Not at all	Occasionally	Not at all	No
28	Jagannath Prasad Pragan UPMES	Every day	Every day	Occasionally	No
29	Nandighar UPS	Occasionally	Every day	Occasionally	No
30	Bhaliadihi Nodal UPS	Every day	Every day	Occasionally	No
31	Kadalibandha PPS	Every day	Every day	Every day	No
32	Golagaon UGMES	Occasionally	Every day	Occasionally	No
33	Machhipada NUPS/CS NUPS	Occasionally	Every day	Occasionally	No
34	Solapata NUPS	Occasionally	Occasionally	Occasionally	No
35	Odagaon UGMES	Occasionally	Occasionally	Occasionally	No
36	Nandabar Nodal UPS	Every day	Every day	Occasionally	No
37	Karabar PS	Occasionally	Every day	Occasionally	No
38	Gopinathpursahi PUPS	Occasionally	Every day	Occasionally	No
39	Badhipatna PUPS	Every day	Every day	Every day	No
40	Narendrapur PS	Occasionally	Occasionally	Occasionally	No

*1) No. of schools where parents supervise and monitor MDM daily = 37

2) No. of schools where VEC supervise and monitor MDM daily = 38

3) No. of schools where PRI /ULB supervise and monitor MDM daily = 34

4) No. of schools where community has maintained a roster for MDM supervision = Nil

Table 12.2: Schoolwise opinion of community leaders on MDM programme

Sl. No.	School name	Quantity of MDM per child at primary level	Quantity of MDM per child at upper primary level	Overall impression of MDM programme	From where do you know about MDM?
1	Haripur UGMES	Very good	Very good	Good	Teacher
2	Bodapada PS	Satisfactory	-	Satisfactory	School
3	Gobindapur MES	Very good	Very good	Satisfactory	Teacher
4	Champatipur NUPS	Very good	Very good	Good	Teacher
5	Ankulipatna PPS	Poor	-	Average	Teacher
6	Harekrushnapur NUPS	Very good	Very good	Satisfactory	Teacher
7	San Pandusar PS	Very good	Very good	Good	Teacher
8	New Town PS	Very good	Very good	Good	Teacher
9	College lane PUPS	Satisfactory	Satisfactory	Satisfactory	Teacher
10	West End PUPS	Very good	Very good	Satisfactory	Teacher
11	Khandapada Road PUPS	Very good	Very good	Satisfactory	Teacher
12	Dakshinakali PS	Good	-	Satisfactory	Teacher
13	Sinduria Nodal UPS	Very good	Very good	Satisfactory	Teacher
14	Narasinghprasad PUPS	Very good	Very good	Quite Satisfactory	Teacher
15	Durdura Nodal UPS	Good	Good	Good	Teacher
16	Sampada UGMES	Very good	Satisfactory	Satisfactory	Teacher
17	Similisaahi PUPS	Very good	Very good	Good	Teacher
18	Nuagaon PS	Very good	-	Good	Teacher
19	Ambajhari PPS	Poor	-	Average	Teacher
20	Rameswar Nodal UPS, Khamlada	Poor	Poor	Average	Teacher
21	Hatadwar PPS	Very good	Very good	Good	News paper
22	Khandapadagarh NUPS	Good	Good	Good	Teacher
23	Samanata Ch. Sekhar Res. Sevashram	Very good	Very good	Satisfactory	Teacher
24	Barapali (B) PUPS	Very good	Very good	Satisfactory	Teacher
25	Sikharpur PS	Good	-	Good	Teacher, school
26	Adakata PS	Very good	-	Satisfactory	Teacher
27	Bahada PUPS	Very good	Very good	Satisfactory	News paper, teacher
28	Jagannath Prasad Pragan UPMES	-	Very good	Quite Satisfactory	Teacher
29	Nandighar UPS	-	Very good	Satisfactory	Teacher
30	Bhaliadihi Nodal UPS	Very good	Satisfactory	Satisfactory	Teacher
31	Kadalibandha PPS	Good	-	Good	Teacher
32	Golagaon UGMES	-	Satisfactory	Satisfactory	Teacher
33	Machhipada NUPS/CS NUPS	Very good	Very good	Good	Teacher, News paper
34	Solapata NUPS	Good	Good	Satisfactory	Teacher
35	Odagaon UGMES	Very good	Very good	Good	Teacher
36	Nandabar Nodal UPS	Excellent	Satisfactory	Quite Satisfactory	Teacher
37	Karabar PS	Excellent	-	Quite Satisfactory	News paper
38	Gopinathpursahi PUPS	Good	Good	Good	Teacher
39	Badhipatna PUPS	Very good	Good	Satisfactory	Teacher
40	Narendrapur PS	Very good	Very good	Satisfactory	Teacher

*1) No. of schools where community has opined that quantity of MDM at primary level is very good / excellent = 25

2) No. of schools where community has opined that quantity of MDM at upper primary level is very good / excellent = 20

3) No. of schools where overall impression of community on MDM is satisfactory / quite satisfactory = 23

13. Inspection and Supervision:

Table 13.1: Schoolwise status on inspection and supervision of MDM programme by MDM officials since 1-7-10

Sl. No.	School name	Inspection/supervision done by State level officials		Inspection/supervision done by District level officials		Inspection/supervision done by Block level officials	
		No. of times done	Remarks given as	No. of times done	Remarks given as	No. of times done	Remarks given as
1	Haripur UGMES	Nil	-	Nil	-	03	Advised the children to wash hand before eating
2	Bodapada PS	01	Quality of food is good	Nil	-	Nil	-
3	Gobindapur MES	Nil	-	Nil	-	Nil	-
4	Champatipur NUPS	Nil	-	Nil	-	01	Very good
5	Ankulipatna PPS	Nil	-	Nil	-	Nil	-
6	Harekrushnapur NUPS	Nil	-	01	Keep the kitchen clean	Nil	-
7	San Pandusar PS	Nil	-	Nil	-	Nil	-
8	New Town PS	Nil	-	Nil	-	Nil	-
9	College lane PUPS	Nil	-	01	Good	Nil	-
10	West End PUPS	Nil	-	Nil	-	Nil	-
11	Khandapada Road PUPS	Nil	-	01	Regularly serve MDM	Nil	-
12	Dakshinakali PS	Nil	-	Nil	-	01	-
13	Sinduria Nodal UPS	Nil	-	Nil	-	02	Regularly maintain record
14	Narasinghprasad PUPS	Nil	-	Nil	-	Nil	-
15	Durdura Nodal UPS	01	Keep the kitchen clean	Nil	-	Nil	-
16	Sampada UGMES	Nil	-	Nil	-	01	Check food before serving
17	Similisahi PUPS	Nil	-	Nil	-	Nil	-
18	Nuagaon PS	Nil	-	Nil	-	Nil	-
19	Ambajhari PPS	Nil	-	Nil	-	Nil	-
20	Rameswar Nodal UPS, Khamamada	Nil	-	Nil	-	Nil	-
21	Hatadwar PPS	Nil	-	Nil	-	Nil	-
22	Khandapadagarh NUPS	Nil	-	Nil	-	Nil	-
23	Samanata Ch. Sekhar Res. Sevashram	Nil	-	Nil	-	Nil	-
24	Barapali (B) PUPS	Nil	-	Nil	-	Nil	-
25	Sikharpur PS	Nil	-	Nil	-	Nil	-
26	Adakata PS	Nil	-	Nil	-	01	Nil
27	Bahada PUPS	Nil	-	Nil	-	Nil	-
28	Jagannath Prasad Pragan UPMES	Nil	-	Nil	-	01	Maintain stock balance properly
29	Nandighar UPS	Nil	-	Nil	-	Nil	-
30	Bhaliadihi Nodal UPS	Nil	-	Nil	-	Nil	-
31	Kadalibandha PPS	Nil	-	Nil	-	Nil	-
32	Golagaon UGMES	Nil	-	Nil	-	Nil	-
33	Machhipada NUPS/CS NUPS	Nil	-	01	Cook properly	Nil	-
34	Solapata NUPS	Nil	-	Nil	-	02	MDM is running good
35	Odagaon UGMES	Nil	-	Nil	-	Nil	-
36	Nandabar Nodal UPS	Nil	-	Nil	-	Nil	-
37	Karabar PS	Nil	-	Nil	-	Nil	-
38	Gopinathpursahi PUPS	Nil	-	Nil	-	Nil	-
39	Badhipatna PUPS	Nil	-	Nil	-	Nil	-
40	Narendrapur PS	Nil	-	Nil	-	Nil	-

*1) No. of schools inspected/supervised by State level officials since 1-7-10 = 02

2) No. of schools where inspected/supervised by District level officials since 1-7-10 = 04

3) No. of schools where inspected/supervised by Block level officials since 1-7-10 = 07

14. Impact:

Table 14.1: Schoolwise opinion of parents, teachers and students on impact of MDM

Sl. No.	School name	MDM has improved the enrollment and attendance of children	MDM has improved the general health of children	MDM has improved the nutritional status of children
1	Haripur UGMES	Yes	No	No
2	Bodapada PS	Yes	Yes	Yes
3	Gobindapur MES	Yes	Yes	Yes
4	Chamatipur NUPS	Yes	Yes	Yes
5	Ankulipatna PPS	Yes	Yes	Yes
6	Harekrushnapur NUPS	Yes	No	No
7	San Pandusar PS	Yes	Yes	Yes
8	New Town PS	Yes	Yes	Yes
9	College lane PUPS	No	No	No
10	West End PUPS	Yes	Yes	No
11	Khandapada Road PUPS	Yes	Yes	Yes
12	Dakshinakali PS	Yes	No	No
13	Sinduria Nodal UPS	Yes	Yes	Yes
14	Narasinghprasad PUPS	Yes	Yes	Yes
15	Durdura Nodal UPS	Yes	Yes	Can't say
16	Sampada UGMES	Yes	No	No
17	Similisahi PUPS	Yes	No	No
18	Nuagaon PS	Yes	Yes	Can't say
19	Ambajhari PPS	Yes	Yes	Yes
20	Rameswar Nodal UPS, Khamada	Yes	No	No
21	Hatadwar PPS	Yes	Yes	Yes
22	Khandapadagarh NUPS	Yes	No	No
23	Samanata Ch. Sekhar Res. Sevashram	Yes	Yes	Yes
24	Barapali (B) PUPS	Yes	Can't say	Can't say
25	Sikharpur PS	Yes	Yes	Yes
26	Adakata PS	Yes	Yes	Yes
27	Bahada PUPS	Yes	Yes	Yes
28	Jagannath Prasad Pragan UPMES	Yes	Yes	Yes
29	Nandighar UPS	No	No	No
30	Bhaliadihi Nodal UPS	Yes	Yes	Yes
31	Kadalibandha PPS	Yes	Yes	Yes
32	Golagaon UGMES	Yes	Yes	Yes
33	Machhipada NUPS/CS NUPS	Yes	No	No
34	Solapata NUPS	Yes	No	No
35	Odagaon UGMES	Yes	Yes	Yes
36	Nandabar Nodal UPS	Yes	Yes	Yes
37	Karabar PS	Yes	Yes	Yes
38	Gopinathpursahi PUPS	Yes	Yes	Yes
39	Badhipatna PUPS	Yes	Yes	No
40	Narendrapur PS	Yes	No	No

- *1) No. of schools where parents, teachers and students have opined that MDM has improved students' enrollment and attendance = 38
 2) No. of schools where parents, teachers and students have opined that MDM has improved general health of children = 27
 3) No. of schools where parents, teachers and students have opined that MDM has improved nutritional status of children = 23

CUTTACK DISTRICT

Introduction:

Cuttack is also a highly literate District of ODISHA State. It has 2992 number of schools covered under SSA (DISE 2009-10). The District office concerned with MDM scheme is located at Cuttack city. In order to implement MDM activities, District as well as Block level officials have been engaged. Besides, the teachers, VEC members and PRI members are also allowed to supervise the MDM scheme at school level. As per the MDM guidelines, food grains (rice, and dal), condiments and oil are provided to the SHG, VEC or NGO who prepares and provides MDM purchasing vegetables and fuel. The cost of vegetables and fuel are paid subsequently. Eggs and mealmakers are also provided by suppliers to schools as per the MDM guidelines circulated by the District authorities.

Procedure and criteria adopted for selection of sample schools:

As per the MoU and ToR, 40 schools have been identified in discussion with the DPO staffs of Sarva Shiksha Abhiyan of the District on 19-02-2011 for monitoring of MDM activities at school level. The guidelines mentioned in the ToR have been followed for school selection. The 40 schools include 8 urban schools and 32 rural schools. The school wise details of criteria basing upon which the sample schools have been identified have been reflected in the DPO's letter no. **896 (15) dtd 19-02-2011** placed at page 124. Each of the 40 sample schools has been visited by 01 of the members of the monitoring team who has spent 01 full day at the school to collect the MDM related data as per the format prescribed by the MHRD, GoI. The Nodal Officer has also visited one-third of the 40 sample schools as per the ToR. The data have been obtained by interacting with children, teachers, cook, helper, SHG/VEC/NGO providing MDM at school point and by observing the process of MDM preparation, storage and distribution. The data then have been cross-checked, cleaned and tabulated for analysis in respect of different aspects of the MDM scheme.

Mid-Day Meal Scheme:

(i)	Name of the Monitoring Institution	NCDS
(ii)	Period of the report	1-10-2010 to 31-3-2011
(iii)	Name of the District	CUTTACK
(iv)	Date of visit to the Districts/EGS/Schools	8-3-2011 to 17-3-2011

1.	<p><u>REGULARITY IN SERVING MEAL:</u> Whether the school is serving hot cooked meal daily? If there was interruption, what was the extent and reasons for the same?</p>	Students, Teachers & Parents																		
	<p>The MI has visited 40 schools and has found that hot cooked meal is served in 37 schools. In 22 of these schools during 1-7-2010 to 31-12-2010, provision of MDM has been stopped for some days (for school wise details, see Table 1.1 at page 126). The reason for interruption of MDM provision are: (1) lack of rice, oil or dal, (2) local festival, (3) lack of fuel, (4) morning school on Saturday, (5) illness of cook, etc.(For school wise details, see Table 1.1). In 01 school (Tulasipur NUPS of Cuttack Municipality), the concerned NGO provides bread / biscuit to children daily. In 02 schools, MDM is not given at all.</p>																			
2.	<p><u>TRENDS:</u> Extent of variation (As per school records vis-à-vis Actuals on the day of visit)</p> <table border="1"> <thead> <tr> <th>No.</th> <th>Details</th> <th>On the day of visit</th> </tr> </thead> <tbody> <tr> <td>i.</td> <td>Enrollment</td> <td>7551</td> </tr> <tr> <td>ii.</td> <td>No. of children opted for MDM</td> <td>6980</td> </tr> <tr> <td>iii.</td> <td>No. of children attending the school on the day of visit</td> <td>4949</td> </tr> <tr> <td>iv.</td> <td>No. of children availing MDM as per MDM Register</td> <td></td> </tr> <tr> <td>v.</td> <td>No. of children actually availing MDM on the day of visit</td> <td>3769</td> </tr> </tbody> </table>	No.	Details	On the day of visit	i.	Enrollment	7551	ii.	No. of children opted for MDM	6980	iii.	No. of children attending the school on the day of visit	4949	iv.	No. of children availing MDM as per MDM Register		v.	No. of children actually availing MDM on the day of visit	3769	School level registers, MDM Registers Head Teachers, Schools level MDM functionaries / Observation of the monitoring team.
	No.	Details	On the day of visit																	
i.	Enrollment	7551																		
ii.	No. of children opted for MDM	6980																		
iii.	No. of children attending the school on the day of visit	4949																		
iv.	No. of children availing MDM as per MDM Register																			
v.	No. of children actually availing MDM on the day of visit	3769																		
<p>Many children do not get MDM because they do not come to schools. In urban areas, some children also do not take MDM. They go to home to make home-made food. In the 40 sample schools, 7551 children have been enrolled but 6980 have opted for MDM. On the day of MI's visit 4949 children (70.9%) have attended the school but 3769 (54.0%) children have taken MDM (For school wise details, see Table 2.1 at page 127).</p>																				

3.	<u>REGULARITY IN DELIVERING FOOD GRAINS TO SCHOOL LEVEL:</u>		School level registers, MDM Registers, Head Teacher, School level MDM functionaries.	
	(i) Is school receiving food grain regularly? If there is delay in delivering food grains, what is the extent of delay and reasons for the same?			
	Out of the 40 sample schools, 22 schools have received the food grains regularly during in 2010-11. In other schools food grains have been received in 10 days to 03 months delay (For school wise details, see Table 3.1 at page 128). The reason for delay could not be said by the Head Teacher in some schools whereas in other schools the Head Teachers think it to be due to official delay.			
	(ii) Is buffer stock of one-month's requirement is maintained?		School level registers, MDM Registers, Head Teacher, School level MDM functionaries	
	There is a buffer stock of one month's requirement of food grains in only 25 out of the 40 sample schools (For school wise details see, Table 3.1).			
	(iii) Is the quantity of food grains supplied as per the marked / indicated weight?			
	In 34 out of 38 schools covered under MDM, food grains have been supplied less than the marked weight of the bag (i.e. 50kg). Rice has been received less up to 1 to 8 kg. per 50 kg. bag and dal has been received less up to 1 to 8kg. per 50kg. bag.			
(iv) Is the food grains delivered at the school?		School level registers, MDM Registers, Head Teacher, School level MDM functionaries		
Food grains are delivered at schools in 26 out of 38 sample schools covered under MDM. In 12 schools, the grains are delivered at SHG's house (For school wise details, see Table 3.1) and in 01 school it is received by NGO.				
(v) Is the quality of food grain good?				
In 37 out of 38 sample schools covered unde MDM, both rice and dal received have been of good quality. Some times, worms have been found in rice in 01 school (for school wise details, see Table 3.2 at page 129).				
4.	<u>REGULARITY IN DELIVERING COOKING COST TO SCHOOL LEVEL:</u>		School level registers, MDM Registers, Head Teacher, School level MDM functionaries.	
	(i) Is school receiving cooking cost in advance regularly? If there is delay in delivering cooking costm what is the extent of delay and reasons for it?			
None of the 38 sample schools covered under MDM has received the cooking cost in advance. The extent of delay of receiving cooking cost has ranged from 1 to 10 months. The main reason of such delay has been long time taken by the Block Office, processing the bills submitted to get cooking expenditure by the SHGs / VECs (See Table 4.1 at page 130).				

	(ii) In case of delay, how schools manage to ensure that there is no disruption in the feeding programme?	School level registers, MDM Registers, Head Teacher, School level MDM functionaries.
	In case of delay, the SHGs have utilized their own fund; the HMs have utilized their own fund; and the VECs have utilized their own VEC fund (For school wise details, see Table 4.1 at page 130).	
	(iii) Is cooking cost paid by Cash or through banking channel?	School level registers, MDM Registers, Head Teacher, School level MDM functionaries.
	The cooking cost has been received either through bank or in cash or by cheque (for school wise details, see Table 4.1).	
5.	<u>SOCIAL EQUITY:</u> Did you observe any gender or caste or community discrimination in cooking or serving or seating arrangements?	Observations
	In none of the sample 38 schools covered under MDM, the MI has noticed any discrimination in cooking, serving and sitting arrangement for MDM basing upon gender, caste or community (For school wise details, see Table 5.1 at page 131).	
6.	<u>VARIETY OF MENU:</u> i. Has the school displayed its weekly menu, and is it able to adhere to the menu displayed?	Observations and discussion with children teachers, parents, VEC members, Gram Panchayat members and cooks.
	None of the 38 sample schools covered under MDM has displayed their weekly menu and none of them has prepared any weekly menu showing provision of different food items in different days (for school wise details, see Table 6.1 at page 132)	
	ii. Is there variety in the food served or is the same food served daily?	Observations and discussion with children teachers, parents, VEC members, Gram Panchayat members and cooks.
	In 37 out of the 38 sample schools covered unde MDM same food items (Bhata and Dalma) are provided to children daily. In Tulasipur NUPS, bread / biscuits are given every day. The food items are decided by the SHG where SHG provides MDM, by NGO where NGO provides MDM and in other cases, HM/ VEC President decides (for school wise details see, Table 6.1).	
	iii. Does the daily menu include rice / wheat preparation, dal and vegetables?	Observations and discussion with children teachers, parents, VEC members, Gram Panchayat members and cooks.

	<p>In 37 out of all 38 sample schools covered under MDM, the daily menu includes rice and dal. Vegetables are also part of daily menu in all schools (For school wise details, see Table 6.1). In Tulasipur NUPS, the daily menu includes only wheat.</p>	
7.	<p><u>QUALITY & QUANTITY OF MEAL:</u> Feedback from children on (i) Quality of meal:</p>	<p>Observations of Investigation during MDM service</p>
	<p>In 35 out of 38 sample schools covered under MDM, children have appreciated the quality of both rice and dal (For school wise details, see Table 7.1 at page 133).</p>	
	<p>(ii) Quantity of meal:</p>	<p>Observations of Investigation during MDM service</p>
	<p>In 32 out of the 38 sample schools covered under MDM, children have appreciated the quantity of rice and dal served to them (For school wise details, see Table 7.1)</p>	
	<p>(iii) {If children were not happy Please give reasons and suggestions to improve.}</p>	<p>Observations of Investigation during MDM service</p>
<p>The children have expressed unhappiness over the quantity of rice and dal mainly because less amount of rice and dal are sometimes given (For school wise details, see Table 7.1).</p>		
8.	<p><u>SUPPLEMENTARY:</u> (i) Is there school Health Card maintained for each child?</p>	<p>Teachers, Students, School Record</p>
	<p>In only 13 out of the 40 sample schools, for each child a school health card has been maintained (For school wise details, see Table 8.1 at page 134).</p>	
	<p>(ii) No. of times health check up of children done since 1-7-2010.</p>	
	<p>Health check up of children has been done in 12 schools since 1-7-010 and it has been done once in different schools (for school wise details, see Table 8.1).</p>	
	<p>(iii) Whether children are given micronutrients (Iron, folic acid, vitamin – A dosage) and de-worming medicine periodically?</p>	<p>Teachers, Students, School Record</p>
	<p>In only 01 out of the 40 sample schools, iron tablets have been given periodically and in only 01 school, Vitamin A tablets and in only 02 schools de-worming tablets have been given periodically (for school wise details, see Table 8.1 at page 134).</p>	
<p>(iv) Who administers these medicines and at what frequency?</p>	<p>Teachers, Students, School Record</p>	
<p>The medicines have been provided by the State Government for 09 schools and by Rotary Club of Cuttack for 01 school (For school wise details, see Table 8.1 at page 134).</p>		

	(v) No. of times these medicines have been given since 1-7-2010.	
	The medicines have been given 01 time in 08 schools and 02 times in 01 school (See Table 8.1). The medicines have been given 04 times in 01 school and 03 times in another school.	
9.	<u>STATUS OF COOKS:</u>	Observations and discussion with children teachers, parents, VEC members, Gram Panchayat members and cooks.
	(i) Who cooks and serves the meal? (Cook/helper appointed by the Department or Self Help Group, or NGO or Contractor)	
	Out of the 38 sample schools providing MDM, Cook and Helper have been engaged by SHG in 06 schools and in the rest of the schools by NGO/ VEC / Department (For school wise details, see Table 9.1 at page 135).	
	(ii) Is the number of Cooks and Helpers engaged as per Govt. of India norms?	Observations and discussion with children teachers, parents, VEC members, Gram Panchayat members and cooks.
	(iii) What is remuneration paid to cooks/helpers?	Observations and discussion with children teachers, parents, VEC members, Gram Panchayat members and cooks.
	The Cook is paid Rs.600/- per month and the Helper is paid Rs.400/- per month in 37 out of the 38 sample schools covered under MDM. In other 01 school, they are not engaged (For school wise details, see Table 9.1).	
	(iv).Are the remuneration paid to cooks/helpers regularly?	Observations and discussion with children teachers, parents, VEC members, Gram Panchayat members and cooks.
	In only 01 school, the Cook and Helper are paid their remuneration regularly. They get their remunerations with a delay of 2 to 12 months in all other schools (For school wise details, see Table 9.1).	
(v) Social Composition of cooks /helpers? (SC/ST/OBE/Minority)	Observations and discussion with children teachers, parents, VEC members, Gram Panchayat members and cooks.	
In 29 sample schools, the Cook belongs to SC/ ST/ OBC/ minority community. In 28 schools, the Helper belongs to SC/ST/OBC/minority community (For school wise details, see Table 9.1).		

	<p><u>INFRASTRUCTURE:</u> 1) Is a pucca kitchen shed-cum-store: (j) Constructed and in use (k) Constructed but not in use under (l) Under construction (m) Sanctioned, but constructed not started (n) Not sanctioned Any other (specify)</p>	<p>School records, discussion with head teacher, teacher, VEC, Gram Panchayat members.</p>
10.	<p>Out of the 40 sample schools, pucca kitchen shed is not sanctioned for 11 schools. In 03 schools a pucca kitchen shed-cum-store has been constructed and is in use for both cooking and storing. In 11 schools, it is constructed but is not used for cooking and in 19 schools it is constructed but not in used for storing. In 05 schools, it is under construction whereas in 01 school it is sanctioned but the construction work has not started (For school wise details, see Table 10.1 at page 136).</p> <p>2. Construction grant received under which scheme?</p> <p>All the 27 schools who have got the sanction for constructing the kitchen-cum-store have got it under the MDM scheme (For school wise details, see Table 10.1).</p> <p>3. Reason for not using the constructed kitchen-cum-store for cooking and storing</p> <p>The constructed kitchen-cum-store is not used for cooking for space shortage (02 schools), excess smoke (02 schools), ACR building construction materials stored (02 schools), presence of snake (01 school), kitchenbuilding not inaguarated (01 school), cooking utensils are kept (01 school) and the ACR near to it is under construction (01 school) and the same is not used for storing for space shortage (05 schools), fear of theft (05 schools), fire wood / ACR building construction materials are stored (02 schools), other reasons (08 schools) (For school wise details, see Table 10.1).</p>	
11.	<p>In case the pucca kitchen shed is not available, where is the food being cooked and where are the food grains/other ingredients being stored.</p>	<p>Discussion with head teacher, teacher, VEC, Gram Panchayat members, Observation</p>
<p>There are 26 schools out of the 38 sample schools providing MDM where pucca kitchen is not used for cooking MDM. Out of these, in 07 schools, MDM is cooked in open place. In 06 schools, it is cooked on school verandah. In 01 school, it is cooked in a thatched house whereas in 10 schools, it is cooked in an asbestos / tin / tile roofed house. In 01 school, MDM is cooked in the kitchen of a nearby school and in 01 more school, it is cooked in NGO's own kitchen.</p> <p>There are 34 schools where MDM is not stored in a pucca kitchen-cum-store. Out of these, MDM is stored in SHG / NGO's own store in 14 schools, in store room / Hostel Superintendent's house / CRCC's room/ HM's room / classroom / stock room / office room of school in 20 schools (For school wise details, see Table 10.2 at page 137)</p>		

12.	Whether potable water is available for cooking and drinking purpose?	-do-
	In 37 out of 40 sample schools, portable water is available for cooking and drinking purpose (For school wise details, see Table 10.2).	
13.	Whether utensils used for king food are adequate?	Teachers/Organizer of MDM Programme
	In 28 out of 40 sample schools, adequate utensils are available for cooking MDM (For school wise details, see Table 10.2)	
14.	What is the kind of fuel used? (Gas based/firewood etc.)	Observation
	In 35 schools, firewood is used as fuel. In 01 school coal is used and in 01 school cow dung cake is used as fuel (For school wise details, see Table 10.2).	
15.	<u>SAFETY & HYGIENE:</u> i. General Impression of the environment, Safety and hygiene:	Observation
	In 33 out of 40 sample schools providing MDM, clean and safe environment exists (For school wise details, see Table 11.1 at page 138).	
	ii. Are children encouraged to wash hands before and after eating	observation
	In 30 out of 38 sample schools providing MDM children are encouraged by the teachers to wash hands before and after eating MDM. (For school wise details, see Table 11.1).	
	iii. Do the children partake meals in an orderly manner?	observation
	In 33 out of the 38 sample schools providing MDM children are seen to partake MDM in an orderly manner (Table 11.1).	
	iv. Conservation of water?	Observation
	In 33 out of 38 sample schools providing MDM, children are found to conserve water (For school wise details, see Table 11.1) while washing hands and utensils.	
16.	v. Is the cooking process and storage of fuel safe, not posing any fire hazard?	observation
	In 36 out of the 38 sample schools providing MDM, cooking and storage places are found to be safe from any fire hazard (Table 11.1).	
	COMMUNITY PARTICIPATION: 1) Extent of participation by Parents/ VECs /Panchayats /Urban bodies in daily supervision, monitoring, participation	Discussion with head teacher, teacher, VEC, Gram Panchayat members
In 33 schools parents supervise and monitor the MDM. In 34 schools VEC and in 20 schools PRI/ULB supervise and monitor MDM (For school wise details, see Table 12.1 at page 139).		

	2) Any roster maintained by community for supervision of MDM?	
	Roster is not maintained in all 40 sample schools (Table 12.1).	
	3) (a) opinion of community on quantity of MDM per child at primary level	
	In 18 out of 38 sample schools providing MDM, the community has opined that the quantity of MDM per child at primary level is very good / excellent (For school wise details, see Table 12.2 at page 140).	
	(b) Opinion of community on quantity of MDM per child at upper primary level.	
	In 10 out of 38 sample schools providing MDM, the community has opined that the quantity of MDM per child at upper primary level is very good/ excellent (For school wise details, see Table 12.2).	
	(c) Overall impression of MDM programme.	
	In 30 out of 38 schools providing MDM, the overall impression of community on MDM is satisfactory / quite satisfactory (Table 12.2).	
	(d) From where do you know about MDM.	
	The community has known about MDM from various sources like school, TV, radio, teacher and villagers (For school wise details, see Table 12.2).	
17.	INSPECTION & SUPERVISION Has the mid day meal programme been inspected by any state/district/block level officers/officials?	School records, discussion with head teacher, teachers, VEC, Gram Panchayat members
	In 20 schools the Block level officers have inspected MDM programme whereas in 05 schools, the District level officers have inspected and in 01 school, the State level officers have inspected MDM since 1-7-2010 but none has given any written remarks (For school wise details, see Table 13.1 at page 141).	
18.	IMPACT Has the mid day meal improved the enrollment, attendance of children in school, general well being (nutritional status) of children? Is there any other incidental benefits due to serving cooked meal in schools.	School records, discussion with head teacher, teachers, students, VEC, Gram Panchayat members.
	The parents, teachers and students of 35 schools have said that MDM contributes to improving enrollment and attendance of the children. In 30 schools, they have said that MDM has improved the general health of children and in 18 schools they have said that MDM has improved the nutritional status of children (For school wise details, see Table 14.1 at page 142).	

DISTRICT PROJECT OFFICE
SARVA SIKSHYA ABHIYAN, CUTTACK

No. 896 (15) / Date : 19.02.11

From :

Bijaya Kumar Rath, OAS-I
District Project Coordinator,
Sarva Sikshya Abhiyan,
Cuttack.

To


All BRC Coordinators,
Sarva Sikshya Abhiyan,
Cuttack.

Sub : Monitoring of SSA & MDM activities during 01.10.2010 to 31.03.2011 – Reg.

Sir,


In inviting a reference to the subject cited above, I am to inform you that the monitoring team of NKC Centre for Development Studies, Bhubaneswar (Monitoring institute) shall visit to the selected 40 schools (copy enclosed) for data collection. You are requested to intimate the HM/VEC/MDM provider for the concerned schools to remain present during the date of their visit to school and cooperation in providing necessary data. You are also requested to intimate the matter at all CRCCs of your Block and do the needful at your end.

Yours faithfully,


District Project Coordinator
Sarva Sikshya Abhiyan, Cuttack

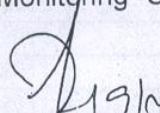
Memo No. 897 / Date : 19.02.11

Copy submitted to the Addl. Director (Planning), OPEPA for favour of kind information.


District Project Coordinator
Sarva Sikshya Abhiyan, Cuttack


Memo No. 898 / Date : 19.02.11

Copy submitted to the Nodal Officer, NKCCDS (Monitoring SSA & MDM), Bhubaneswar for kind information and necessary action.


District Project Coordinator
Sarva Sikshya Abhiyan, Cuttack

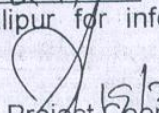
Memo No. 899 / Date : 19.02.11

Copy to PA to Collector-cum-Chairman, SSA, Cuttack for kind information of Collector-cum-Chairman.


District Project Coordinator
Sarva Sikshya Abhiyan, Cuttack

Memo No. 900 (4) / Date : 19.02.11

Copy to D.I. of Schools, Athgarh/Banki/Cuttack/Salipur for information and necessary action.


District Project Coordinator
Sarva Sikshya Abhiyan, Cuttack

 124

**REPORT TO SAMPLE SCHOOLS FOR MONITORING OF SSA ACTIVITIES & MDM PROGRAMME IN
CUTTACK DISTRICT DURING 01.10.2010 TO 31.03.2011 BY NYC CENTRE FOR DEVELOPMENT STUDIES,
BHUBANESWAR (MONITORING INSTITUTE)**

Sl. No.	Name of the School	Name of the Block /	Category	Date of visit	Remarks	DISE Code
1	Mahanadi Vihar UPS	Cuttack Municipality	Civil work	08.03.2011		
2	Nuapatna NUPS	Tigiria	Civil work	08.03.2011		
3	Laxman Sahoo NUPS	Tigiria		08.03.2011		
4	Kacheramal UPS	Cuttack Sadar	CAL	16.03.2011		
5	Gopal Nagar UPS	Kantapada		09.03.2011		
6	Ahmadbox UPS	Nischintakoili	CAL		Minority	
7	Sriram UPS	Cuttack Sadar		08.03.2011		
8	Nehurupalli UPS	Cuttack Municipality		09.03.2011		
9	Dadhibamañpur PS	Cuttack Sadar		08.03.2011		
10	Laxmi Narayanpur UPS	Salipur	CAL	10.03.2011		
11	Utkal Gourab Madhusudan Girls NUPS	Salipur		10.03.2011		
12	Rodhapur UPS	Salipur	CWSN	10.03.2011		
13	Sidheswar NUPS	Baranga	CWSN	09.03.2011		
14	Marthapur PS	Baranga		09.03.2011		
15	Chandradevipur PS	Salipur		10.03.2011		
16	Noda PS	Kantapada	CWSN	09.03.2011		
17	Tilda Urdu UPS	Salipur		11.03.2011	Minority	
18	Sankarpur Urdu UPS	Salipur		11.03.2011	Minority	
19	Tulasipur Ashram School	Tangi-Choudwar		11.03.2011	ST	
20	Kushapada Sevashram	Tangi-Choudwar		11.03.2011	ST	
21	Mundamuhan Sevashram	Tangi-Choudwar		14.03.2011	ST	
22	Naranapur UPS	Baranga		14.03.2011	ST	
23	Trisulia PS	Baranga		14.03.2011		
24	Tulasipur NUPS	Cuttack Municipality	NPEGEL	10.03.2011		
25	Bidanasi PS	Cuttack Municipality	NPEGEL	11.03.2011		
26	Odia Bazar PS	Cuttack Municipality		14.03.2011	Minority	
27	Charchika Nodal UPS	Banki NAC		15.03.2011		
28	Khamaranga PS	Banki NAC		15.03.2011		
29	HD Patana PS	Choudwar Municipality		15.03.2011		
30	Kotasahi PS	Tangi-Choudwar		15.03.2011		
31	Madhuban UPS	Baranga		14.03.2011		
32	Arada UPS	Cuttack Sadar		16.03.2011		
33	JS NUPS	Cuttack Sadar		16.03.2011		
34	Bentakur UPS	Cuttack Sadar		16.03.2011		
35	Dhiakalapada PS	Cuttack Sadar		16.03.2011		
36	Jhinkiria UPS	Cuttack Sadar		17.03.2011		
37	Baulakuda PS	Cuttack Sadar		17.03.2011		
38	Kadampada PS	Cuttack Sadar		17.03.2011		
39	Parbati Vidyapitha	Cuttack Sadar		15.03.2011		
40	Baranga PS	Baranga		17.03.2011		

- NB :
1. KGBV is not operating in the District.
 2. Residential Special Training Centre and Non-Residential Special training Centre are not proposed in AWP&B 2010-11 of the District.
 3. Non-Residential Bridge Course Centres are functioning.

R. Acharya
19-2-11
Nodal Officer, NCDS
(Monitoring SSA & MDM Programme)

S. S. Saha
District Project Coordinator
Sarva Sikshya Abhiyan, Cuttack

125

CUTTACK DISTRICT

15. Regularity in Serving Meal:

Table 1.1: Schoolwise status on regularity in serving meal during 1-7-10 to 31-12-10

Sl. No.	School name	Hot cooked meal served daily	If no, what is served?	Period of school days (total no.) when meal was not served	Reasons for not serving hot cooked meal
1	Mahanadi Vihar UPS	Yes	-	3-7-10, 10-7-10, 24-7-10, 31-7-10, 7-8-10, 21-8-10, 28-8-10, 4-9-10, 18-9-10, 25-9-10, 2-10-10, 16-10-10, 23-10-10, 30-10-10, 6-11-10, 20-11-10, 27-11-10 (17 days)	Morning school on Saturday
2	Nuapatna NUPS	Yes	-	21-2-11 to 26-2-11, 28-2-11 to 1-3-11, 3-3-11 to 4-3-11, 7-3-11 to 8-3-11, 13-9-10 to 17-9-10, 27-11-10, 29-11-10 to 30-11-10, 1-12-10 (21 days)	Lack of stock rice
3	Laxman Sahoo NUPS	Yes	-	30-11-10 to 2-12-10, 5-8-10 to 7-8-10, 9-8-10 to 13-8-10 (11 days)	Lack of stock
4	Kacheramal UPS	Yes	-	5-2-11, 10-11-11, 11-1-11, 15-1-11 (4 days)	Illness of cook
5	Gopal Nagar UPS	Yes	-	7-8-10, 23-8-10, 28-8-10, 4-9-10, 8-9-10, 25-9-10 (6 days)	Reason not mentioned
6	Ahmedbox UPS	Yes	-	MDM register is not available	-
7	Sriram UPS	Yes	-	MDM register is not available	-
8	Nehrupalli UPS	Yes	-	9-2-11 to 12-2-11 (4 days)	For local festival (astaprahari)
9	Dadhibamanpur PS	Yes	-	7-8-10, 21-8-10, 4-9-10, 18-9-10, 25-9-10, 16-10-10, 23-10-10, 30-10-10, 6-11-10, 20-11-10, 27-11-10 (11 days)	Morning school on Saturday
10	Laxmi Narayanpur UPS	Yes	-	-	-
11	Utkal Gourab Madhusudhan Girls NUPS	Yes	-	-	-
12	Rodhapur UPS	Yes	-	-	-
13	Sidheswar NUPS	Yes	-	-	-
14	Marthapur PS	Yes	-	16-8-10 to 21-8-10, 23-9-10, 14-12-10, 15-12-10 (9 days)	Reason not mentioned in MDM reg.
15	Chandradevipur PS	Yes	-	-	-
16	Noda PS	Yes	-	1-7-10 to 3-7-10, 5-7-10 to 9-7-10, 12-7-10, 14-7-10 to 17-7-10, 2-9-10 to 4-4-10, 6-9-10 to 9-9-10, 13-9-10 to 16-9-10 (24 days)	Lack of dal
17	Tilda Urdu UPS	Yes	-	11-1-11 to 15-1-11, 17-1-11 to 20-1-11 (9 days)	Lack of fuel
18	Sankarpur Urdu UPS	Yes	-	9-7-10, 12-7-10, 14-7-10 to 17-7-10 (for class 6 & 7) (6 days) 1-7-10 to 3-7-10 & 5-7-10 (for primary) (4 days)	Lack of dal. Rice, oil
19	Tulasipur Ashram School	Yes	-	1-7-10 to 3-7-10, 5-7-10 to 9-7-10, 12-7-10, 14-7-10 to 17-7-10, 2-9-10 to 4-4-10, 22-9-10 to 24-9-10, 22-12-10 to 24-12-10, 3-1-11 to 5-11-11, 11-3-11 (24 days)	Lack of stock
20	Kushapada Sevashram	Yes	-	21-8-10, 28-8-10 (2 days)	Reason not mentioned in MDM reg.
21	Mundamuhan Sevashram	Yes	-	a- 12-3-11 b- 8-12-10 (2 days)	a- MSM b- Rainfall
22	Naranapur UPS	Yes	-	-	-
23	Trisulia PS	Yes	-	18-9-10, 18-12-10, 4-11-10, 13-11-10, 15-1-11, 22-1-11 12-2-11, 19-2-11 (8 days)	Reason not mentioned in MDM reg.
24	Tulasipur NUPS	No	Bread/Biscuit	-	-
25	Bidanasi PS	No MDM	-	-	-
26	Odia Bazar PS	No MDM	-	-	-
27	Charchika Nodal UPS	Yes	-	3-3-11 to 4-3-11, 7-3-11 to 11-3-11 (7 days)	Lack of rice
28	Khamaranga PS	Yes	-	-	-
29	HD Patana PS	Yes	-	a- 24-11-10 to 26-11-10 (3 days) b- 15-11-10 to 16-11-10, 18-11-10 (3 days)	a- Illness of cook b- Reason not mentioned in MDM reg.
30	Kotasahi PS	Yes	-	-	-
31	Madhuban UPS	Yes	-	12-3-11 (1 day)	Lack of fire wood
32	Arada UPS	Yes	-	3-1-11 to 5-1-11, 7-2-11, 9-2-11, 12-2-11, 15-2-11, 26-2-11, 28-2-11 (9 days)	Dispute among SHG member
33	JS NUPS	Yes	-	-	-
34	Bentakur UPS	Yes	-	a- 26-8-10 (1 day) b- 9-9-10 (1 day)	a- MDM teacher went for CAL training b- Illness of cook
35	Dhiakalapada PS	Yes	-	-	-
36	Jhinkiria UPS	Yes	-	9-10-10, 1-11-10, 2-11-10, 8-11-10, 6-12-10, 8-12-10, 8-1-11, 10-1-11, 11-1-11 to 13-1-11, 5-2-11, 7-2-11, 9-2-11 (14 days)	Reason not mentioned in MDM reg.
37	Baulakuda PS	Yes	-	-	-
38	Kadampada PS	Yes	-	-	-
39	Parbati Vidyapitha	Yes	-	7-10-10, 13-1-11, 24-1-11 (3 days)	Illness of cook
40	Baranga PS	Yes	-	-	-

*1) No. of schools that served MDM with interruption = 22

2. Trends:

Table 2.1: Schoolwise status on trends of MDM consumption

Sl. No.	School name	No. of children enrolled	No. of children opted for MDM	No. of children attended school on visit day of MI	No. of children availed MDM as per MDM Register	No. of children actually availed MDM on visit day of MI	No. of children availed MDM on the day previous to the visit day of MI
1	Mahanadi Vihar UPS	200	200	150	Reg. not available	150	Reg. not available
2	Nuapatna NUPS	503	503	434	MDM not given	MDM not given	286
3	Laxman Sahoo NUPS	328	328	289	145	110	186
4	Kacheramal UPS	201	201	105	105	87	152
5	Gopal Nagar UPS	124	124	104	104	106	99
6	Ahmedbox UPS	208	208	School closed	MDM not given	MDM not given	MDM not given
7	Sriram UPS	108	108	95	95	95	84
8	Nehrupalli UPS	310	310	214	214	206	285
9	Dadhibamanpur PS	112	112	87	87	87	99
10	Laxmi Narayanpur UPS	263	263	241	241	241	231
11	Utkal Gourab Madhusudhan Girls NUPS	94	94	68	68	68	78
12	Rodhapur UPS	207	207	161	161	161	166
13	Sidheswar NUPS	384	384	331	331	331	322
14	Marthapur PS	50	50	37	37	30	49
15	Chandradevipur PS	157	157	108	108	43	135
16	Noda PS	86	86	78	78	60	80
17	Tilda Urdu UPS	204	204	85	85	102	MDM stopped
18	Sankarpur Urdu UPS	240	240	215	215	214	225
19	Tulasipur Ashram School	312	312	281	MDM stop	MDM stop	280
20	Kushapada Sevashram	180	180	135	135	135	137
21	Mundamuhan Sevashram	129	129	101	101	38	MDM stop
22	Naranapur UPS	115	115	94	94	94	90
23	Trisulia PS	46	46	25	25	10	31
24	Tulasipur NUPS	433	433	189	MDM register not mentioned	189	MDM register not mentioned
25	Bidanasi PS	417	No MDM	No MDM	No MDM	No MDM	No MDM
26	Odia Bazar PS	150	No MDM	No MDM	No MDM	No MDM	No MDM
27	Charchika Nodal UPS	431	431	272	221	221	140
28	Khamaranga PS	71	71	52	52	52	56
29	HD Patana PS	52	52	47	47	38	48
30	Kotasahi PS	77	77	68	68	58	66
31	Madhuban UPS	222	222	163	163	162	190
32	Arada UPS	202	202	180	180	172	130
33	JS NUPS	160	160	137	137	120	150
34	Bentakur UPS	269	269	Nil (for HSC exam)	Nil	Nil	206
35	Dhiakalapada PS	67	67	53	53	53	51
36	Jhinkiria UPS	103	103	85	85	85	88
37	Baulakuda PS	82	82	56	82	52	82
38	Kadampada PS	65	65	54	54	54	52
39	Parbati Vidyapitha	120	116	96	96	90	95
40	Baranga PS	69	69	59	59	55	61
	Total	7551	6980	4949		3769	

*1) % of children attended school = 70.9

2) % of children actually availed MDM on visit day of MI= 54.0

3. Regularity in Delivering Food Grains to School Level:

Table 3.1: Schoolwise status on delivery of food gains

Sl. No.	School name	Receiving food grains regularly	Extent of delay in receiving food grains	Reasons of delay	Buffer stock of one month's need is kept	Quantity of food grains supplied as per the marked weight	Approximate kg. less supply per 50 kg. bag		Food grain is delivered at
							Rice	Dal	
1	Mahanadi Vihar UPS	No	1 month	Don't know	No	Yes	-	-	School
2	Nuapatna NUPS	No	2 month	Official delay	No	No	3 kg	2 kg	SHG House
3	Laxman Sahoo NUPS	Yes	-	-	No	No	4 kg	3 kg	SHG House
4	Kacheramal UPS	Yes	-	-	No	No	5 kg	-	School
5	Gopal Nagar UPS	Yes	-	-	Yes	No	8 kg	5	SHG House
6	Ahmedbox UPS	Yes	-	-	Yes	No	1 kg	1 kg	School
7	Sriram UPS	No	2 month	Don't know	Yes	No	3 kg	1 kg	School
8	Nehrupalli UPS	No	1 month	Don't know	Yes	No	2-3 kg	2-3 kg	School
9	Dadhibamanpur PS	Yes	-	-	No	No	5 kg	2 kg	School
10	Laxmi Narayanpur UPS	Yes	-	-	Yes	No	6 kg	1.5 kg	School
11	Utkal Gourab Madhusudhan Girls NUPS	Yes	-	-	Yes	No	6 kg	-	School
12	Rodhapur UPS	No	2 month	Don't know	Yes	No	5 kg	1 kg	School
13	Sidheswar NUPS	No	2 month	Don't know	Yes	No	5 kg	2 kg	School
14	Marthapur PS	Yes	-	-	No	No	4 kg	0	SHG House
15	Chandradevipur PS	Yes	-	-	No	No	3 kg	0	SHG House
16	Noda PS	Yes	-	-	Yes	No	7 kg	2 kg	School
17	Tilda Urdu UPS	Yes	-	-	Yes	No	4 kg	1 kg	School
18	Sankarpur Urdu UPS	Yes	-	-	Yes	No	4 kg	4 kg	School
19	Tulasipur Ashram School	No	15 days	Official delay	Yes	No	3-5 kg	2-3 kg	School
20	Kushapada Sevashram	Yes	-	-	No	No	3 kg	-	School
21	Mundamuhan Sevashram	No	1 month	Official delay	Yes	No	5 kg	5 kg	SHG House
22	Naranapur UPS	Yes	-	-	Yes	No	5 kg	3 kg	SHG House
23	Trisulia PS	Yes	-	-	Yes	No	3 kg	2 kg	School
24	Tulasipur NUPS	No	2-3 month	Don't know	No	No	3-4 kg	1-2 kg	NGO
25	Bidanasi PS	No MDM	-	-	No MDM	No MDM	-	-	No MDM
26	Odia Bazar PS	No MDM	-	-	No MDM	No MDM	-	-	No MDM
27	Charchika Nodal UPS	Yes	-	-	No	No	5 kg	-	School
28	Khamaranga PS	Yes	-	-	Yes	Yes	-	-	School
29	HD Patana PS	Yes	-	-	Yes	No	8 kg	5 kg	SHG House
30	Kotasahi PS	No	2 month	Official delay	Yes	No	5-6 kg	3-4 kg	School
31	Madhuban UPS	Yes	-	-	Yes	No	5 kg	3 kg	SHG House
32	Arada UPS	No	2 month	-	Yes	No	5 kg	2 kg	School
33	JS NUPS	No	10 days	Can't say	No	No	8 kg	5 kg	School
34	Bentakur UPS	No	6 month	Official delay	Yes	Yes	-	-	School
35	Dhiakalapada PS	Yes	-	-	No	No	4 kg	4 kg	SHG House
36	Jhinkiria UPS	No	1 month	Official delay	Yes	No	8 kg	2-3 kg	School
37	Baulakuda PS	Yes	-	-	Yes	Yes	-	-	School
38	Kadampada PS	No	3 month	Don't know	Yes	No	18 kg	8 kg	SHG House
39	Parbati Vidyapitha	No	2 month	Don't know	Yes	No	7-8 kg	-	SHG House
40	Baranga PS	Yes	-	-	No	No	5 kg	2 kg	School

*1) No. of schools getting food grains regularly= 22

3) No. of schools getting less supply of food grains= 34

5) Amount of dal less received per 50 kg. bag = 1 to 8 kg.

2) No. of schools having 01 month's extra food grains = 25

4) Amount of rice less received per 50 kg. bag = 1 to 8 kg.

6) No. of schools receiving food grains at school point= 25

Table 3.2: Schoolwise status on quality of food gains received

Sl. No.	School name	Quality of food grains received is good	Nature of defect seen in quality of food grains	
			Rice	Dal
1	Mahanadi Vihar UPS	Yes	-	-
2	Nuapatna NUPS	Yes	-	-
3	Laxman Sahoo NUPS	Yes	-	-
4	Kacheramal UPS	Yes	-	-
5	Gopal Nagar UPS	Yes	-	-
6	Ahmedbox UPS	Yes	-	-
7	Sriram UPS	Yes	-	-
8	Nehrupalli UPS	Yes	-	-
9	Dadhibamanpur PS	Yes	-	-
10	Laxmi Narayanpur UPS	Yes	-	-
11	Utkal Gourab Madhusudhan Girls NUPS	Yes	-	-
12	Rodhapur UPS	Yes	-	-
13	Sidheswar NUPS	Yes	-	-
14	Marthapur PS	Yes	-	-
15	Chandradevipur PS	Yes	-	-
16	Noda PS	Yes	-	-
17	Tilda Urdu UPS	Yes	-	-
18	Sankarpur Urdu UPS	Yes	-	-
19	Tulasipur Ashram School	Yes	-	-
20	Kushapada Sevashram	Yes	-	-
21	Mundamuhan Sevashram	Yes	-	-
22	Naranapur UPS	Yes	-	-
23	Trisulia PS	Yes	-	-
24	Tulasipur NUPS	Yes	-	-
25	Bidanasi PS	No MDM	-	-
26	Odia Bazar PS	No MDM	-	-
27	Charchika Nodal UPS	Yes	-	-
28	Khamaranga PS	Yes	-	-
29	HD Patana PS	Yes	-	-
30	Kotasahi PS	Yes	-	-
31	Madhuban UPS	Yes	-	-
32	Arada UPS	Yes	-	-
33	JS NUPS	Yes	-	-
34	Bentakur UPS	Yes	-	-
35	Dhiakalapada PS	Yes	-	-
36	Jhinkiria UPS	Yes	-	-
37	Baulakuda PS	Yes	-	-
38	Kadampada PS	Yes	-	-
39	Parbati Vidyapitha	No	Worm in rice	-
40	Baranga PS	Yes	-	-

*1) No. of schools getting good quality of food grains = 37

4. Regularity in Delivering Cooking Cost to School Level:

Table 4.1: Schoolwise status on delivery of food gains

Sl. No.	School name	Receiving cooking cost in advance regularly	Extent of delay in getting cooking cost	Reasons of delay	Where from cooking cost is managed in case of delay in receiving it?	How is cooking cost paid?
1	Mahanadi Vihar UPS	No	3 months	Official delay	NGO's own fund	Through bank
2	Nuapatna NUPS	No	5 months	Official delay	SHG's own fund	By cheque
3	Laxman Sahoo NUPS	No	10 months	Official delay	SHG's own fund	By cheque
4	Kacheramal UPS	No	5 months	Don't know	H.M's own fund	Through bank
5	Gopal Nagar UPS	No	9 months	Official delay	SHG's own fund	By cheque
6	Ahmedbox UPS	No	4 months	Official delay	SHG's own fund	Through bank
7	Sriram UPS	No	6 months	Don't know	H.M's own fund	By cheque
8	Nehrupalli UPS	No	4 months	Don't know	VEC's own fund	Through bank
9	Dadhibamanpur PS	No	5 months	Official delay	H.M's own fund	By cheque
10	Laxmi Narayanpur UPS	No	6 months	Official delay	H.M's own fund	By cheque
11	Utkal Gourab Madhusudhan Girls NUPS	No	8 months	Official delay	H.M's own fund	By cheque
12	Rodhapur UPS	No	6 months	Official delay	VEC's own fund	By cheque
13	Sidheswar NUPS	No	6 months	Can't say	SHG's own fund	By cheque
14	Marthapur PS	No	4 months	Official delay	SHG's own fund	By cheque
15	Chandradevipur PS	No	8 months	Official delay	SHG's own fund	By cheque
16	Noda PS	No	7 months	Can't say	VEC's own fund	Through bank
17	Tilda Urdu UPS	No	9 months	Official delay	SHG's own fund	By cheque
18	Sankarpur Urdu UPS	No	8 months	Official delay	H.M's own fund	By cheque
19	Tulasipur Ashram School	No	6 months	Official delay	H.M's own fund	By cheque
20	Kushapada Sevashram	No	3 months	Official delay	H.M's own fund	By cash
21	Mundamuhan Sevashram	No	6 months	Official delay	SHG's own fund	By cash
22	Naranapur UPS	No	3 months	Official delay	SHG's own fund	By cheque
23	Trisulia PS	No	5 months	Official delay	SHG's own fund	Through bank
24	Tulasipur NUPS	Cooking cost not getting	-	-	-	-
25	Bidanasi PS	No MDM	-	-	-	-
26	Odia Bazar PS	No MDM	-	-	-	-
27	Charchika Nodal UPS	No	1 month	Official delay	SHG's own fund	Through bank
28	Khamaranga PS	No	2 months	Official delay	H.M's own fund	By cheque
29	HD Patana PS	No	2 months	Official delay	SHG's own fund	By cash
30	Kotasahi PS	No	4 months	Official delay	SHG's own fund	By cheque
31	Madhuban UPS	No	4 months	Official delay	SHG's own fund	By cash
32	Arada UPS	No	1 month	Official delay	SHG's own fund	By cheque
33	JS NUPS	No	1 month	Official delay	H.M's own fund	By cheque
34	Bentakari UPS	No	5 months	Official delay	H.M's own fund	By cheque
35	Dhiakalapada PS	No	6 months	Official delay	SHG's own fund	Through bank
36	Jhinkiria UPS	No	4 months	Official delay	H.M's own fund	By cheque
37	Baulakuda PS	No	5 months	Official delay	H.M's own fund	By cheque
38	Kadampada PS	No	5 months	Don't know	SHG's own fund	Through bank
39	Parbati Vidyapitha	No	6 months	Don't know	SHG's own fund	Through bank
40	Baranga PS	No	3 months	Official delay	SHG's own fund	Through bank

*1) No. of schools getting cooking cost in advance regularly= Nil

2) Extent of delay in getting cooking cost= 1 to 10 months

5. Social Equity:

Table 5.1: Schoolwise status on gender, caste and community wise discrimination in cooking and serving MDM and seating arrangement made for children to take MDM

Sl. No.	School name	Gender discrimination			Caste discrimination			Community discrimination		
		Cooking	Serving	Seating	Cooking	Serving	Seating	Cooking	Serving	Seating
1	Mahanadi Vihar UPS	No	No	No	No	No	No	No	No	No
2	Nuapatna NUPS	No	No	No	No	No	No	No	No	No
3	Laxman Sahoo NUPS	No	No	No	No	No	No	No	No	No
4	Kacheramal UPS	No	No	No	No	No	No	No	No	No
5	Gopal Nagar UPS	No	No	No	No	No	No	No	No	No
6	Ahmedbox UPS	No	No	No	No	No	No	No	No	No
7	Sriram UPS	No	No	No	No	No	No	No	No	No
8	Nehrupalli UPS	No	No	No	No	No	No	No	No	No
9	Dadhibamanpur PS	No	No	No	No	No	No	No	No	No
10	Laxmi Narayanpur UPS	No	No	No	No	No	No	No	No	No
11	Utkal Gourab Madhusudhan Girls NUPS	No	No	No	No	No	No	No	No	No
12	Rodhapur UPS	No	No	No	No	No	No	No	No	No
13	Sidheswar NUPS	No	No	No	No	No	No	No	No	No
14	Marthapur PS	No	No	No	No	No	No	No	No	No
15	Chandradevipur PS	No	No	No	No	No	No	No	No	No
16	Noda PS	No	No	No	No	No	No	No	No	No
17	Tilda Urdu UPS	No	No	No	No	No	No	No	No	No
18	Sankarpur Urdu UPS	No	No	No	No	No	No	No	No	No
19	Tulasipur Ashram School	No	No	No	No	No	No	No	No	No
20	Kushapada Sevashram	No	No	No	No	No	No	No	No	No
21	Mundamuhan Sevashram	No	No	No	No	No	No	No	No	No
22	Naranapur UPS	No	No	No	No	No	No	No	No	No
23	Trisulia PS	No	No	No	No	No	No	No	No	No
24	Tulasipur NUPS	No	No	No	No	No	No	No	No	No
25	Bidanasi PS	No MDM	No MDM	No MDM	No MDM	No MDM	No MDM	No MDM	No MDM	No MDM
26	Odia Bazar PS	No MDM	No MDM	No MDM	No MDM	No MDM	No MDM	No MDM	No MDM	No MDM
27	Charchika Nodal UPS	No	No	No	No	No	No	No	No	No
28	Khamaranga PS	No	No	No	No	No	No	No	No	No
29	HD Patana PS	No	No	No	No	No	No	No	No	No
30	Kotasahi PS	No	No	No	No	No	No	No	No	No
31	Madhuban UPS	No	No	No	No	No	No	No	No	No
32	Arada UPS	No	No	No	No	No	No	No	No	No
33	JS NUPS	No	No	No	No	No	No	No	No	No
34	Bentakur UPS	No	No	No	No	No	No	No	No	No
35	Dhiakalapada PS	No	No	No	No	No	No	No	No	No
36	Jhinkiria UPS	No	No	No	No	No	No	No	No	No
37	Baulakuda PS	No	No	No	No	No	No	No	No	No
38	Kadampada PS	No	No	No	No	No	No	No	No	No
39	Parbati Vidyapitha	No	No	No	No	No	No	No	No	No
40	Baranga PS	No	No	No	No	No	No	No	No	No

*1) No. of schools showing gender discrimination in seating arrangement= Nil

6. Variety of Menu:

Table 6.1: Schoolwise status on MDM menu

Sl. No.	School name	Weekly MDM menu displayed	MDM is prepared as per weekly menu	Who decides the menu?	Nature of food items served	Daily menu includes rice	Daily menu includes wheat	Daily menu includes dal	Daily menu includes vegetables
1	Mahanadi Vihar UPS	No	Not at all	NGO	Same item daily	Every day	Not at all	Every day	Every day
2	Nuapatna NUPS	No	Not at all	SHG & H.M.	Same item daily	Every day	Not at all	Every day	Every day
3	Laxman Sahoo NUPS	No	Not at all	SHG	Same item daily	Every day	Not at all	Every day	Every day
4	Kacheramal UPS	No	Not at all	H.M.	Same item daily	Every day	Not at all	Every day	Every day
5	Gopal Nagar UPS	No	Not at all	SHG & H.M.	Same item daily	Every day	Not at all	Every day	Every day
6	Ahmedbox UPS	No	Not at all	SHG & H.M.	Same item daily	Every day	Not at all	Every day	Every day
7	Sriram UPS	No	Not at all	H.M.	Same item daily	Every day	Not at all	Every day	Every day
8	Nehrupalli UPS	No	Not at all	VEC	Same item daily	Every day	Not at all	Every day	Every day
9	Dadhibamanpur PS	No	Not at all	H.M.	Same item daily	Every day	Not at all	Every day	Every day
10	Laxmi Narayanpur UPS	No	Not at all	H.M. & VEC	Same item daily	Every day	Not at all	Every day	Every day
11	Utkal Gourab Madhusudhan Girls NUPS	No	Not at all	H.M. & VEC president	Same item daily	Every day	Not at all	Every day	Every day
12	Rodhapur UPS	No	Not at all	VEC president	Same item daily	Every day	Not at all	Every day	Every day
13	Sidheswar NUPS	No	Not at all	SHG	Same item daily	Every day	Not at all	Every day	Every day
14	Marthapur PS	No	Not at all	SHG	Same item daily	Every day	Not at all	Every day	Every day
15	Chandradevipur PS	No	Not at all	SHG	Same item daily	Every day	Not at all	Every day	Every day
16	Noda PS	No	Not at all	VEC	Same item daily	Every day	Not at all	Every day	Every day
17	Tilda Urdu UPS	No	Not at all	SHG & H.M.	Same item daily	Every day	Not at all	Every day	Every day
18	Sankarpur Urdu UPS	No	Not at all	H.M.	Same item daily	Every day	Not at all	Every day	Every day
19	Tulasipur Ashram School	No	Not at all	H.M.	Same item daily	Every day	Not at all	Every day	Every day
20	Kushapada Sevashram	No	Not at all	H.M.	Same item daily	Every day	Not at all	Every day	Every day
21	Mundamuhan Sevashram	No	Not at all	SHG	Same item daily	Every day	Not at all	Every day	Every day
22	Naranapur UPS	No	Not at all	SHG & VEC	Same item daily	Every day	Not at all	Every day	Every day
23	Trisulia PS	No	Not at all	SHG	Same item daily	Every day	Not at all	Every day	Every day
24	Tulasipur NUPS	No	Not at all	NGO	Diff. item some day	No	Yes	No	No
25	Bidanasi PS	No MDM	No MDM	No MDM	No MDM	No MDM	No MDM	No MDM	No MDM
26	Odia Bazar PS	No MDM	No MDM	No MDM	No MDM	No MDM	No MDM	No MDM	No MDM
27	Charchika Nodal UPS	No	Not at all	SHG	Diff. item some day	Every day	Not at all	Every day	Every day
28	Khamaranga PS	No	Not at all	H.M. & VEC	Same item daily	Every day	Not at all	Every day	Every day
29	HD Patana PS	No	Not at all	SHG	Same item daily	Every day	Not at all	Every day	Every day
30	Kotasahi PS	No	Not at all	SHG	Same item daily	Every day	Not at all	Every day	Every day
31	Madhuban UPS	No	Not at all	SHG	Same item daily	Every day	Not at all	Every day	Every day
32	Arada UPS	No	Not at all	SHG	Same item daily	Every day	Not at all	Every day	Every day
33	JS NUPS	No	Not at all	H.M	Same item daily	Every day	Not at all	Every day	Every day
34	Bentakur UPS	No	Not at all	H.M	Same item daily	Every day	Not at all	Every day	Every day
35	Dhiakalapada PS	No	Not at all	H.M & SHG	Same item daily	Every day	Not at all	Every day	Every day
36	Jhinkiria UPS	No	Not at all	H.M	Same item daily	Every day	Not at all	Every day	Every day
37	Baulakuda PS	No	Not at all	H.M	Same item daily	Every day	Not at all	Every day	Every day
38	Kadampada PS	No	Not at all	SHG	Same item daily	Every day	Not at all	Every day	Every day
39	Parbati Vidyapitha	No	Not at all	SHG	Same item daily	Every day	Not at all	Every day	Every day
40	Baranga PS	No	Not at all	SHG	Same item daily	Every day	Not at all	Every day	Every day

*1) No. of schools displayed weekly MDM menu = Nil

2) No. of schools who serves different food items everyday = Nil

7. Quantity and Quality of Meal:

Table 7.1: Schoolwise status on opinion of children on quality and quantity of MDM

Sl. No.	School name	Opinion on quality of rice	Opinion on quality of dal	Opinion on quantity of rice	Opinion on quantity of dal	Reasons for unhappiness on quality of rice/dal	Reasons for unhappiness on quantity of rice/dal
1	Mahanadi Vihar UPS	Happy always	Happy always	Happy always	Happy always	-	-
2	Nuapatna NUPS	Happy always	Happy always	Happy always	Happy always	-	-
3	Laxman Sahoo NUPS	Happy always	Happy always	Happy always	Happy always	-	-
4	Kacheramal UPS	Happy always	Happy always	Happy always	Happy always	-	-
5	Gopal Nagar UPS	Happy always	Happy always	Happy always	Happy always	-	-
6	Ahmedbox UPS	Happy always	Happy always	Happy always	Happy always	-	-
7	Sriram UPS	Happy always	Happy always	Happy always	Happy always	-	-
8	Nehrupalli UPS	Happy always	Happy always	Happy always	Happy always	-	-
9	Dadhibamanpur PS	Happy always	Happy always	Happy always	Happy always	-	-
10	Laxmi Narayanpur UPS	Happy always	Happy always	Happy always	Happy always	-	-
11	Utkal Gourab Madhusudhan Girls NUPS	Happy always	Happy always	Happy always	Happy always	-	-
12	Rodhapur UPS	Happy always	Happy always	Not happy some times	Not happy some times	-	Less provision of rice & dal
13	Sidheswar NUPS	Happy always	Happy always	Not happy some times	Not happy some times	-	Less provision of rice & dal
14	Marthapur PS	Happy always	Happy always	Happy always	Happy always	-	-
15	Chandradevipur PS	Happy always	Happy always	Happy always	Happy always	-	-
16	Noda PS	Happy always	Happy always	Happy always	Happy always	-	-
17	Tilda Urdu UPS	Happy always	Happy always	Happy always	Happy always	-	-
18	Sankarpur Urdu UPS	Happy always	Happy always	Happy always	Happy always	-	-
19	Tulasipur Ashram School	MDM not cooked	MDM not cooked	MDM not cooked	MDM not cooked	-	-
20	Kushapada Sevashram	Happy always	Happy always	Happy always	Happy always	-	-
21	Mundamuhan Sevashram	Happy always	Happy always	Happy always	Happy always	-	-
22	Naranapur UPS	Happy always	Happy always	Happy always	Happy always	-	-
23	Trisulia PS	Happy always	Happy always	Happy always	Happy always	-	-
24	Tulasipur NUPS	-	-	-	-	-	-
25	Bidanasi PS	No MDM	No MDM	No MDM	No MDM	-	-
26	Odia Bazar PS	No MDM	No MDM	No MDM	No MDM	-	-
27	Charchika Nodal UPS	Happy always	Happy always	Happy always	Happy always	-	-
28	Khamaranga PS	Happy always	Happy always	Happy always	Happy always	-	-
29	HD Patana PS	Happy always	Happy always	Happy always	Happy always	-	-
30	Kotasahi PS	Happy always	Happy always	Happy always	Happy always	-	-
31	Madhuban UPS	Happy always	Happy always	Happy always	Happy always	-	-
32	Arada UPS	Happy always	Happy always	Not happy always	Not happy always	-	Less quantity of rice and dal given
33	JS NUPS	Happy always	Happy always	Happy always	Happy always	-	-
34	Bentakur UPS	MDM not cooked	MDM not cooked	MDM not cooked	MDM not cooked	-	-
35	Dhiakalapada PS	Happy always	Happy always	Happy always	Happy always	-	-
36	Jhinkiria UPS	Happy always	Happy always	Happy always	Happy always	-	-
37	Baulakuda PS	Happy always	Happy always	Happy always	Happy always	-	-
38	Kadampada PS	Happy always	Happy always	Happy always	Happy always	-	-
39	Parbati Vidyapitha	Happy always	Happy always	Happy always	Happy always	-	-
40	Baranga PS	Happy always	Happy always	Happy always	Happy always	-	-

*1) No. of schools where children are happy always on quality of rice = 35

2) No. of schools where children are happy always on quality of dal = 35

3) No. of schools where children are happy always on quantity of rice = 32

4) No. of schools where children are happy always on quantity of dal = 32

8. Supplementary:

Table 8.1: Schoolwise status on healthcare facilities

Sl. No.	School name	Health card maintained for each child	No. of times health check up done since 1-7-10	Iron tablets given periodically	Vit. A tablets given periodically	De-worming tablets given periodically	Who provides medicine?	No. of times medicines given since 1-7-10
1	Mahanadi Vihar UPS	Yes	1	No	No	No	Rotary club	1
2	Nuapatna NUPS	No	Nil	No	No	No	-	Nil
3	Laxman Sahoo NUPS	No	Nil	No	No	No	-	Nil
4	Kacheramal UPS	No	Nil	No	No	No	-	Nil
5	Gopal Nagar UPS	No	Nil	No	No	No	State govt.	1(2-12-10) de-worming tablets
6	Ahmedbox UPS	No	Nil	No	No	No	-	Nil
7	Sriram UPS	No	Nil	No	No	No	-	Nil
8	Nehrupalli UPS	No	Nil	No	No	No	-	Nil
9	Dadhibamanpur PS	Yes	Nil	No	No	No	-	Nil
10	Laxmi Narayanpur UPS	Yes	1	No	No	No	-	Nil
11	Utkal Gourab Madhusudhan Girls NUPS	No	Nil	No	No	No	-	Nil
12	Rodhapur UPS	No	Nil	No	No	No	-	Nil
13	Sidheswar NUPS	Yes	1	No	No	No	State govt.	1 (17-1-11) de-worming tablet
14	Marthapur PS	Yes	Nil	No	No	No	-	Nil
15	Chandradevipur PS	Yes	1	No	No	No	State govt.	1 (de-worming tablet)
16	Noda PS	No	Nil	No	No	No	State govt.	1 (de-worming tablet)
17	Tilda Urdu UPS	Yes	2	No	No	Yes	State govt.	2 (17-1-11, 14-2-11)
18	Sankarpur Urdu UPS	Yes	3	No	No	Yes	State govt.	3
19	Tulasipur Ashram School	No	Nil	No	No	No	-	Nil
20	Kushapada Sevashram	Yes	1	No	No	No	-	Nil
21	Mundamuhan Sevashram	No	Nil	No	No	No	-	Nil
22	Naranapur UPS	Yes	1	No	No	No	State Govt.	1 (Jan. 11, Vit. A, de-worming tablet)
23	Trisulia PS	Yes	1	No	No	No	State govt.	1 (18-1-11)de-worming tablet
24	Tulasipur NUPS	No	Nil	No	No	No	-	Nil
25	Bidanasi PS	No	Nil	No	No	No	-	Nil
26	Odia Bazar PS	No	Nil	No	No	No	-	Nil
27	Charchika Nodal UPS	No	Nil	No	No	No	-	Nil
28	Khamaranga PS	No	1	No	No	No	State Govt.	1(Jan,2011) Vit.A, de-worming tablet
29	HD Patana PS	No	Nil	No	No	No	-	Nil
30	Kotasahi PS	No	Nil	No	No	No	-	Nil
31	Madhuban UPS	No	Nil	No	No	No	-	Nil
32	Arada UPS	No	Nil	No	No	No	-	Nil
33	JS NUPS	No	Nil	No	No	No	-	Nil
34	Bentakar UPS	No	Nil	No	No	No	-	Nil
35	Dhiakalapada PS	Yes	1	No	No	No	-	Nil
36	Jhinkiria UPS	No	Nil	No	No	No	-	Nil
37	Baulakuda PS	No	Nil	No	No	No	-	Nil
38	Kadampada PS	No	Nil	No	No	No	-	Nil
39	Parbati Vidyapitha	No	Nil	No	No	No	-	Nil
40	Baranga PS	Yes	1	Yes	Yes	No	-	4

*1) No. of schools having health cards for each child = 13

2) No. of schools organized health check up camp since 1-7-10 = 12

3) No. of schools where iron tablets have been given to children periodically =01

4) No. of schools where vit. Tablets have been given to children periodically =01

5) No. of schools where deworming tablets have been given to children periodically = 02

9. Status of Cooks and Helpers:

Table 9.1: Schoolwise status on cooks and helpers

Sl. No.	School name	Cook and Helper are appointed by	No. of Cooks engaged	No. of Helpers engaged	Remuneration paid per month to		Remuneration is paid regularly (no of months delay)	Cook belongs to	Helper belongs to
					Cook	Helper			
1	Mahanadi Vihar UPS	NGO	1	1	600/-	400/-	Yes	OBC	SC
2	Nuapatna NUPS	Dept.	1	2	600/-	400/-	No(4 months)	OBC	OBC
3	Laxman Sahoo NUPS	VEC	1	2	600/-	400/-	No(6 months)	OBC	OBC
4	Kacheramal UPS	Dept.	1	1	600/-	400/-	No(5 months)	OBC	OBC
5	Gopal Nagar UPS	SHG	1	1	600/-	400/-	No(5 months)	OBC	Gen
6	Ahmedbox UPS	SHG	1	2	600/-	400/-	No(12 months)	SC	SC, Gen
7	Sriram UPS	Dept.	1	1	600/-	400/-	No(6 months)	Gen	Gen
8	Nehrupalli UPS	Dept.	1	1	600/-	400/-	No(6 months)	OBC	SC
9	Dadhibamanpur PS	Dept.	1	1	600/-	400/-	No(5 months)	Gen	Gen
10	Laxmi Narayanpur UPS	Dept.	1	2	600/-	400/-	No(6 months)	OBC	SC
11	Utkal Gourab Madhusudhan Girls NUPS	VEC	2	1	600/-	400/-	No(8 months)	OBC	OBC
12	Rodhapur UPS	VEC	2	2	600/-	400/-	No	OBC	SC, OBC
13	Sidheswar NUPS	VEC	2	2	600/-	400/-	No(6 months)	OBC	OBC
14	Marthapur PS	VEC	1	1	600/-	400/-	No(5 months)	OBC	OBC
15	Chandradevipur PS	VEC	2	2	600/-	400/-	No(8 months)	OBC	OBC
16	Noda PS	VEC	1	1	600/-	400/-	No	OBC	OBC
17	Tilda Urdu UPS	SHG	2	2	600/-	400/-	No(4 months)	Minority	Minority
18	Sankarpur Urdu UPS	VEC	2	2	600/-	400/-	No(8 months)	OBC	OBC
19	Tulasipur Ashram School	VEC	1	1	600/-	400/-	No	OBC	OBC
20	Kushapada Sevashram	VEC	1	1	600/-	400/-	No(3 months)	ST	ST
21	Mundamuhan Sevashram	SHG	1	1	600/-	400/-	No	OBC	OBC
22	Naranapur UPS	Dept.	1	2	600/-	400/-	No(4 months)	OBC	OBC
23	Trisulia PS	VEC	1	1	600/-	400/-	No(5 months)	OBC	OBC
24	Tulasipur NUPS	-	0	0	-	-	-	-	-
25	Bidanasi PS	No MDM	-	-	-	-	-	-	-
26	Odia Bazar PS	No MDM	-	-	-	-	-	-	-
27	Charchika Nodal UPS	Dept.	2	2	600/-	400/-	No(5 months)	OBC	OBC
28	Khamaranga PS	Dept.	1	1	600/-	400/-	No(4 months)	Gen	Gen
29	HD Patana PS	VEC	1	1	600/-	400/-	No(2 months)	Gen	Gen
30	Kotasahi PS	VEC	1	1	600/-	400/-	No	OBC	OBC
31	Madhuban UPS	VEC	2	2	600/-	400/-	No(4 months)	OBC	OBC
32	Arada UPS	VEC	1	1	600/-	400/-	No	OBC	OBC
33	JS NUPS	VEC	1	1	600/-	400/-	No(1 months)	OBC	OBC
34	Bentakur UPS	Dept.	1	1	600/-	400/-	No(6 months)	Gen	OBC
35	Dhiakalapada PS	VEC	1	1	600/-	400/-	No(6 months)	OBC	OBC
36	Jhinkiria UPS	VEC	1	1	600/-	400/-	No	Gen	Gen
37	Baulakuda PS	VEC	1	1	600/-	400/-	No(5 months)	Gen	Gen
38	Kadampada PS	SHG	1	1	600/-	400/-	No(5 months)	Gen	Gen
39	Parbati Vidyapitha	Dept.	1	1	600/-	400/-	No(6 months)	OBC	OBC
40	Baranga PS	SHG	1	1	600/-	400/-	No(2 months)	OBC	OBC

*1) No. of schools where Cooks and Helpers get remuneration regularly = 01

2) No. of schools where Cooks belong to SC/ST/OBC/Minority community = 29

3) No. of schools where Helpers belong to SC/ST/OBC/Minority community = 28

4) No. of schools where cook and helper are appointed by SHG =06

10. Infrastructure:

Table 10.1: Schoolwise status on construction of kitchen-cum-store

Sl. No.	School name	Construction status of pucca kitchen-cum-store	Construction grant received under which scheme?	Reason for not using the constructed pucca kitchen-cum-store for	
				Cooking	Storing
1	Mahanadi Vihar UPS	Not sanctioned	-	-	-
2	Nuapatna NUPS	Constructed & in use only for cooking	MDM	-	Space shortage
3	Laxman Sahoo NUPS	Constructed but not in use for cooking & storing	MDM	Space shortage	Space shortage
4	Kacheramal UPS	Not sanctioned	-	-	-
5	Gopal Nagar UPS	Under construction	MDM	-	-
6	Ahmedbox UPS	Constructed but not in use for cooking & storing	MDM	ACR near to it is under construction	ACR near to it is under construction
7	Sriram UPS	Not sanctioned	-	-	-
8	Nehrupalli UPS	Constructed & in use only for storing	MDM	Space shortage	-
9	Dadhibamanpur PS	Under construction	MDM	-	-
10	Laxmi Narayanpur UPS	Constructed & in use for cooking & storing	MDM	-	-
11	Utkal Gourab Madhusudhan Girls NUPS	Sanctioned but construction not started	MDM	-	-
12	Rodhapur UPS	Constructed & in use only for cooking	MDM	-	Space shortage
13	Sidheswar NUPS	Not sanctioned	-	-	-
14	Marthapur PS	Under construction	MDM	-	-
15	Chandradevipur PS	Constructed & in use only for storing	MDM	-	Fear of theft
16	Noda PS	Not sanctioned	-	-	-
17	Tilda Urdu UPS	Constructed but not in use for cooking & storing	MDM	Not inaugurated	Not inaugurated
18	Sankarpur Urdu UPS	Constructed but not in use for cooking & storing	MDM	Room becomes too hot	Fire wood stored
19	Tulasipur Ashram School	Not sanctioned	-	-	-
20	Kushapada Sevashram	Constructed but not in use for cooking & storing	MDM	Cooking utensils are kept	Kept in Hostel Superintendent's house
21	Mundamuhan Sevashram	Constructed & in use only for cooking	MDM	-	Fear of theft
22	Naranapur UPS	Constructed but not in use for cooking & storing	MDM	Excess smoke	Fear of theft
23	Trisulia PS	Constructed but not in use only for storing	MDM	-	Fear of theft
24	Tulasipur NUPS	Under construction	MDM	-	-
25	Bidanasi PS	Not sanctioned (No MDM)	-	-	-
26	Odia Bazar PS	Not sanctioned (No MDM)	-	-	-
27	Charchika Nodal UPS	Constructed & in use for cooking & storing	MDM	-	-
28	Khamaranga PS	Constructed but not in use for cooking & storing	MDM	Presence of snake	Presence of snake
29	HD Patana PS	Constructed but not in use for cooking & storing	MDM	ACR building construction materials are stored	ACR building construction materials are stored
30	Kotasahi PS	Constructed & in use only for cooking	MDM	-	Fear of theft
31	Madhuban UPS	Constructed but not in use for cooking & storing	MDM	Excess smoke	MDM in SHG house.
32	Arada UPS	Constructed & in use only for cooking	MDM	-	Roof leakage of store room
33	JS NUPS	Under construction	MDM	-	-
34	Bentakur UPS	Not sanctioned	-	-	-
35	Dhiakalapada PS	Constructed & in use for cooking & storing	MDM	-	-
36	Jhinkiria UPS	Constructed & in use only for cooking	MDM	-	Space shortage
37	Baulakuda PS	Not sanctioned	-	-	-
38	Kadampada PS	Constructed & in use only for cooking	MDM	-	MDM in SHG house.
39	Parbati Vidyapitha	Constructed but not in use for cooking & storing	MDM	ACR building construction materials are stored	ACR building construction materials are stored
40	Baranga PS	Not sanctioned	-	-	-

*1) No. of schools where pucca kitchen-cum-store has been constructed and in use for cooking and storing = 03

2) No. of schools where pucca kitchen-cum-store has been constructed and not used for cooking = 11

3) No. of schools where pucca kitchen-cum-store has been constructed and not used for storing = 19

4) Main reasons for not using the constructed pucca kitchen-cum-store for cooking =

a) Space shortage = 02 schools

c) ACR building construction materials stored = 02 schools

e) Building not inaugurated = 01 school

g) ACR near to it is under construction = 01 school

b) Excess smoke = 02 schools

d) presence of snake = 01 school

f) Cooking utensils are kept = 01 schools

5) Main reasons for not using the constructed pucca kitchen-cum-store for storing =

a) Fear of theft = 05 schools

b) Space shortage = 04 schools

c) SHG has stored MDM in SHG house = 02 schools

d) Fire wood / ACR building construction material stored = 02 schools

e) Other reasons = 08 schools

6) No. of schools having no sanction to construct pucca kitchen-cum-store= 11

7) No. of schools where the pucca kitchen-cum-store is under construction = 05

8) No. of schools having sanction to construct pucca kitchen-cum-store but the construction work has not started = 01

Table 10.2: Schoolwise status on alternative place of cooking and storing where pucca kitchen-cum-store is not available and availability of water, fuel and utensils for cooking

Sl. No.	School name	Alternative place used for cooking MDM	Alternative place used for storing food grains	Potable water available for cooking and drinking	Adequate utensils available for cooking	Kind of fuel used
1	Mahanadi Vihar UPS	Open space	Office room	Yes	Not adequate	Fire wood
2	Nuapatna NUPS	-	SHG house	Yes	adequate	Fire wood
3	Laxman Sahoo NUPS	Asbestos roofed house	SHG house	Yes	adequate	Fire wood
4	Kacheramal UPS	Open space	School store room	Yes	adequate	Fire wood
5	Gopal Nagar UPS	Open space	SHG house	Yes	Not adequate	Fire wood
6	Ahmedbox UPS	Kitchen room of high school	Store room of school	Yes	adequate	Fire wood
7	Sriram UPS	School verandah	Class room	No	adequate	Fire wood
8	Nehrupalli UPS	Tile roofed house	-	Yes	adequate	Coal
9	Dadhibamanpur PS	School verandah	School store room	Yes	adequate	Fire wood
10	Laxmi Narayanpur UPS	-	-	Yes	adequate	Fire wood
11	Utkal Gourab Madhusudhan Girls NUPS	Asbestos roofed house	Class room	Yes	adequate	Fire wood
12	Rodhapur UPS	-	School store room	Yes	adequate	Fire wood
13	Sidheswar NUPS	Asbestos roofed house	School store room	Yes	Not adequate	Fire wood
14	Marthapur PS	Asbestos roofed house	SHG house	Yes	adequate	Fire wood
15	Chandradevipur PS	-	SHG house	Yes	Not adequate	Fire wood
16	Noda PS	Asbestos roofed house	Class room	Yes	adequate	Fire wood
17	Tilda Urdu UPS	Open space	SHG house	Yes	Not adequate	Fire wood
18	Sankarpur Urdu UPS	Asbestos roofed house	Class room	Yes	adequate	Fire wood
19	Tulasipur Ashram School	Asbestos roofed house	HM's room	Yes	adequate	Fire wood
20	Kushapada Sevashram	Asbestos roofed house	Stored in hostel superintendent house	Yes	Not adequate	Fire wood
21	Mundamuhan Sevashram	-	SHG house	Yes	adequate	Fire wood
22	Naranapur UPS	Thatched house	SHG house	Yes	Not adequate	Fire wood
23	Trisulia PS	-	SHG house	No	adequate	Fire wood
24	Tulasipur NUPS	NGO's own kitchen	NGO's own store	Yes	-	-
25	Bidanasi PS	No MDM	No MDM	Yes	No MDM	No MDM
26	Odia Bazar PS	No MDM	No MDM	Yes	No MDM	No MDM
27	Charchika Nodal UPS	-	-	Yes	Not adequate	Fire wood
28	Khamaranga PS	Asbestos roofed house	Class room	Yes	Not adequate	Fire wood
29	HD Patana PS	School verandah	SHG house	Yes	adequate	Cow dung cake
30	Kotasahi PS	-	Class room	Yes	adequate	Fire wood
31	Madhuban UPS	Open space	SHG house	Yes	adequate	Fire wood
32	Arada UPS	-	Class room	Yes	adequate	Fire wood
33	JS NUPS	Open space	School stock room	Yes	adequate	Fire wood
34	Bentakur UPS	School verandah	CRCC's room	Yes	Not adequate	Fire wood
35	Dhiakalapada PS	-	-	Yes	adequate	Fire wood
36	Jhinkiria UPS	-	HM's room	Yes	adequate	Fire wood
37	Baulakuda PS	Open space	Class room	Yes	adequate	Fire wood
38	Kadampada PS	-	SHG house	Yes	adequate	Fire wood
39	Parbati Vidyapitha	School verandah of high school	SHG house	No	adequate	Fire wood
40	Baranga PS	School verandah	HM's room	Yes	adequate	Fire wood

*1) No. of schools having potable water facility for cooking and drinking =37

2) No. of schools having adequate utensils for cooking = 28

3) No. of schools where alternative place of cooking is an open space = 07

4) No. of schools where alternative place of cooking is school verandah = 06

5) No. of schools where alternative place of cooking is a tile / tin/asbestos roofed house = 10

6) No. of schools where alternative place of cooking is thatched house = 01

7) No. of schools where alternative place of cooking is the kitchen of other school = 01

8) No. of schools where alternative place of cooking is NGO's own kitchen = 01

9) No. of schools where alternative place of storing is SHG's/NGO's own house = 14

10) No. of schools where alternative place of storing is HM's room / Classroom / CRCC's room/ stock room/ office room / Hostel

Superintendent's house = 20

11. Safety and Hygiene:

Table 11.1: Schoolwise status on safety and hygiene relating to MDM

Sl. No.	School name	General impression on hygiene of school campus	Children are encouraged to wash hands before and after eating	Children partake meals in an orderly manner	Children conserve water while washing hands and utensils	Cooking process and storage of fuel is safe from fire hazard
1	Mahanadi Vihar UPS	Not clean	Yes	Yes	Yes	Yes
2	Nuapatna NUPS	clean	MDM not given	MDM not given	MDM not given	MDM not given
3	Laxman Sahoo NUPS	clean	Yes	Yes	Yes	Yes
4	Kacheramal UPS	clean	Yes	Yes	Yes	Yes
5	Gopal Nagar UPS	clean	Yes	Yes	Yes	Yes
6	Ahmedbox UPS	clean	MDM not cooked	MDM not cooked	MDM not cooked	MDM not cooked
7	Sriram UPS	clean	Yes	No	Yes	Yes
8	Nehrupalli UPS	Not clean	Yes	Yes	Yes	Yes
9	Dadhibamanpur PS	clean	Yes	Yes	Yes	Yes
10	Laxmi Narayanpur UPS	clean	Yes	Yes	Yes	Yes
11	Utkal Gourab Madhusudhan Girls NUPS	clean	Yes	Yes	Yes	Yes
12	Rodhapur UPS	clean	Yes	Yes	Yes	Yes
13	Sidheswar NUPS	clean	Yes	Yes	Yes	Yes
14	Marthapur PS	clean	Yes	Yes	Yes	Yes
15	Chandradevipur PS	clean	Yes	Yes	Yes	Yes
16	Noda PS	clean	Yes	Yes	Yes	Yes
17	Tilda Urdu UPS	clean	No	No	No	Yes
18	Sankarpur Urdu UPS	clean	Yes	No	Yes	Yes
19	Tulasipur Ashram School	clean	Yes	Yes	Yes	Yes
20	Kushapada Sevashram	clean	Yes	Yes	Yes	Yes
21	Mundamuhan Sevashram	Not clean	Yes	Yes	Yes	Yes
22	Naranapur UPS	clean	Yes	Yes	Yes	Yes
23	Trisulia PS	Clean	Yes	Yes	Yes	Yes
24	Tulasipur NUPS	Not clean	No	Yes	No	Yes
25	Bidanasi PS	Not clean	No MDM	No MDM	No MDM	No MDM
26	Odia Bazar PS	clean	No MDM	No MDM	No MDM	No MDM
27	Charchika Nodal UPS	clean	No	Yes	Yes	Yes
28	Khamaranga PS	clean	Yes	Yes	Yes	Yes
29	HD Patana PS	clean	Yes	Yes	Yes	Yes
30	Kotasahi PS	clean	No	Yes	Yes	Yes
31	Madhuban UPS	clean	Yes	Yes	Yes	Yes
32	Arada UPS	clean	Yes	Yes	Yes	Yes
33	JS NUPS	Not clean	Yes	Yes	Yes	Yes
34	Bentakur UPS	clean	MDM not given	MDM not given	MDM not given	MDM not given
35	Dhiakalapada PS	clean	No	Yes	Yes	Yes
36	Jhinkiria UPS	clean	Yes	Yes	Yes	Yes
37	Baulakuda PS	clean	Yes	Yes	Yes	Yes
38	Kadampada PS	Not clean	Yes	Yes	Yes	Yes
39	Parbati Vidyapitha	clean	Yes	Yes	Yes	Yes
40	Baranga PS	clean	Yes	Yes	Yes	Yes

*1) No. of schools having clean school campus = 33

2) No. of schools where children are encouraged to wash hands before and after eating = 30

3) No. of schools where water is conserved by children while washing hands and utensils = 33

4) No. of schools where cooking process and storage of fuel is safe from fire hazard = 36

5) No. of schools where children partake meals in an orderly manner = 33

12. Community Participation:

Table 12.1: Schoolwise status on community participation in MDM supervision and monitoring

Sl. No.	School name	Extent of participation in MDM supervision and monitoring by			Roster maintained by community for MDM supervision
		Parents	VEC	PRI /ULB	
1	Mahanadi Vihar UPS	Every day	Every day	Occasionally	No
2	Nuapatna NUPS	Occasionally	Every day	Occasionally	No
3	Laxman Sahoo NUPS	Not at all	Every day	Not at all	No
4	Kacheramal UPS	Occasionally	Occasionally	Occasionally	No
5	Gopal Nagar UPS	Occasionally	Occasionally	Occasionally	No
6	Ahmedbox UPS	Occasionally	Every day	Occasionally	No
7	Sriram UPS	Not at all	Not at all	Not at all	No
8	Nehrupalli UPS	Every day	Every day	Occasionally	No
9	Dadhibamanpur PS	Occasionally	Occasionally	Occasionally	No
10	Laxmi Narayanpur UPS	Occasionally	Every day	Occasionally	No
11	Utkal Gourab Madhusudhan Girls NUPS	Occasionally	Every day	Not at all	No
12	Rodhapur UPS	Occasionally	Occasionally	Occasionally	No
13	Sidheswar NUPS	Occasionally	Every day	Occasionally	No
14	Marthapur PS	Occasionally	Occasionally	Occasionally	No
15	Chandradevipur PS	Occasionally	Not at all	Occasionally	No
16	Noda PS	Occasionally	Every day	Not at all	No
17	Tilda Urdu UPS	Occasionally	Occasionally	Occasionally	No
18	Sankarpur Urdu UPS	Every day	Every day	Occasionally	No
19	Tulasipur Ashram School	Not at all	Occasionally	Not at all	No
20	Kushapada Sevashram	Occasionally	Occasionally	Not at all	No
21	Mundamuhan Sevashram	Not at all	Every day	Not at all	No
22	Naranapur UPS	Every day	Every day	Occasionally	No
23	Trisulia PS	Occasionally	Every day	Occasionally	No
24	Tulasipur NUPS	Occasionally	Not at all	Not at all	No
25	Bidanasi PS	No MDM	No MDM	No MDM	-
26	Odia Bazar PS	No MDM	No MDM	No MDM	-
27	Charchika Nodal UPS	Occasionally	Every day	Not at all	No
28	Khamaranga PS	Occasionally	Every day	Occasionally	No
29	HD Patana PS	Occasionally	Occasionally	Not at all	No
30	Kotasahi PS	Occasionally	Occasionally	Not at all	No
31	Madhuban UPS	Occasionally	Occasionally	Not at all	No
32	Arada UPS	Not at all	Not at all	Not at all	No
33	JS NUPS	Occasionally	Every day	Occasionally	No
34	Bentakur UPS	Occasionally	Occasionally	Occasionally	No
35	Dhiakalapada PS	Occasionally	Every day	Not at all	No
36	Jhinkiria UPS	Occasionally	Every day	Not at all	No
37	Baulakuda PS	Occasionally	Occasionally	Not at all	No
38	Kadampada PS	Occasionally	Every day	Occasionally	No
39	Parbati Vidyapitha	Occasionally	Every day	Not at all	No
40	Baranga PS	Every day	Every day	Not at all	No

*1) No. of schools where parents supervise and monitor MDM = 33

2) No. of schools where VEC supervise and monitor MDM = 34

3) No. of schools where PRI /ULB supervise and monitor MDM = 20

4) No. of schools where community has maintained a roster for MDM supervision = Nil

Table 12.2: Schoolwise opinion of community leaders on MDM programme

Sl. No.	School name	Quantity of MDM per child at primary level	Quantity of MDM per child at upper primary level	Overall impression of MDM programme	From where do you know about MDM?
1	Mahanadi Vihar UPS	Good	Good	Good	School, Teacher
2	Nuapatna NUPS	Satisfactory	Satisfactory	Satisfactory	Teacher
3	Laxman Sahoo NUPS	Excellent	Excellent	Good	Teacher
4	Kacheramal UPS	Good	Good	Good	School, Teacher
5	Gopal Nagar UPS	Satisfactory	Satisfactory	Satisfactory	Villager
6	Ahmedbox UPS	Satisfactory	Satisfactory	Satisfactory	School, T.V, News paper
7	Sriram UPS	-	Good	Good	Teacher
8	Nehrupalli UPS	Good	Good	Good	School
9	Dadhibamanpur PS	Very good	-	Satisfactory	Teacher
10	Laxmi Narayanpur UPS	Satisfactory	Satisfactory	Satisfactory	School
11	Utkal Gourab Madhusudhan Girls NUPS	Excellent	Excellent	Satisfactory	Teacher
12	Rodhapur UPS	Very good	Very good	Satisfactory	Teacher
13	Sidheswar NUPS	Very good	Very good	Satisfactory	Teacher
14	Marthapur PS	Very good	-	Satisfactory	Teacher
15	Chandradevipur PS	Very good	-	Satisfactory	Teacher
16	Noda PS	Very good	-	Satisfactory	Teacher
17	Tilda Urdu UPS	Satisfactory	Satisfactory	Satisfactory	Villager
18	Sankarpur Urdu UPS	Satisfactory	Good	Satisfactory	Teacher, Radio
19	Tulasipur Ashram School	Very good	Very good	Satisfactory	School
20	Kushapada Sevashram	Very good	Very good	Satisfactory	Teacher
21	Mundamuhan Sevashram	Good	-	Satisfactory	Teacher
22	Naranapur UPS	Satisfactory	Satisfactory	Satisfactory	Teacher
23	Trisulia PS	Very good	-	Satisfactory	Teacher
24	Tulasipur NUPS	Satisfactory	Poor	Quite satisfactory	School
25	Bidanasi PS	No MDM	-	No MDM	No MDM
26	Odia Bazar PS	No MDM	-	No MDM	No MDM
27	Charchika Nodal UPS	Excellent	Excellent	Satisfactory	Teacher
28	Khamaranga PS	Satisfactory	-	Satisfactory	School
29	HD Patana PS	Very good	-	Satisfactory	Teacher
30	Kotasahi PS	Very good	-	Satisfactory	Teacher
31	Madhuban UPS	Very good	Good	Satisfactory	Teacher
32	Arada UPS	Satisfactory	Satisfactory	Satisfactory	Teacher
33	JS NUPS	Very good	Very good	Satisfactory	Teacher
34	Bentakur UPS	Very good	Very good	Satisfactory	School
35	Dhiakalapada PS	Satisfactory	-	Satisfactory	Teacher
36	Jhinkiria UPS	Very good	Very good	Satisfactory	Teacher
37	Baulakuda PS	Good	-	Good	Teacher
38	Kadampada PS	Good	-	Good	School
39	Parbati Vidyapitha	-	Good	Good	School
40	Baranga PS	Satisfactory	-	Satisfactory	School

*1) No. of schools where community has opined that quantity of MDM at primary level is very good / excellent = 18

2) No. of schools where community has opined that quantity of MDM at upper primary level is very good / excellent = 10

3) No. of schools where overall impression of community on MDM is satisfactory / quite satisfactory = 30

13. Inspection and Supervision:

Table 13.1: Schoolwise status on inspection and supervision of MDM programme by MDM officials since 1-7-10

Sl. No.	School name	Inspection/supervision done by State level officials		Inspection/supervision done by District level officials		Inspection/supervision done by Block level officials	
		No. of times done	Remarks given	No. of times done	Remarks given	No. of times done	Remarks given
1	Mahanadi Vihar UPS	Nil	No	Nil	No	2	No
2	Nuapatna NUPS	Nil	No	Nil	No	3	No
3	Laxman Sahoo NUPS	Nil	No	Nil	No	1	No
4	Kacheramal UPS	Nil	No	3	No	3	No
5	Gopal Nagar UPS	Nil	No	Nil	No	1	No
6	Ahmedbox UPS	Nil	No	Nil	No	4	Yes
7	Sriram UPS	Nil	No	Nil	No	Nil	No
8	Nehrupalli UPS	Nil	No	Nil	No	2	No
9	Dadhibamanpur PS	Nil	No	Nil	No	Nil	No
10	Laxmi Narayanpur UPS	Nil	No	1	No	1	No
11	Utkal Gourab Madhusudhan Girls NUPS	Nil	No	Nil	No	2	No
12	Rodhapur UPS	Nil	No	Nil	No	1	Yes
13	Sidheswar NUPS	Nil	No	Nil	No	Nil	No
14	Marthapur PS	Nil	No	Nil	No	Nil	No
15	Chandradevipur PS	Nil	No	Nil	No	Nil	No
16	Noda PS	Nil	No	Nil	No	Nil	No
17	Tilda Urdu UPS	Nil	No	1	No	Nil	No
18	Sankarpur Urdu UPS	Nil	No	Nil	No	1	No
19	Tulasipur Ashram School	Nil	No	Nil	No	Nil	No
20	Kushapada Sevashram	Nil	No	Nil	No	Nil	No
21	Mundamuhan Sevashram	Nil	No	Nil	No	Nil	No
22	Naranapur UPS	Nil	No	1	No	1	No
23	Trisulia PS	Nil	No	Nil	No	1	Yes
24	Tulasipur NUPS	Nil	No	Nil	No	Nil	No
25	Bidanasi PS	No MDM	No MDM	No MDM	No MDM	No MDM	No MDM
26	Odia Bazar PS	No MDM	No MDM	No MDM	No MDM	No MDM	No MDM
27	Charchika Nodal UPS	1	No	1	No	1	No
28	Khamaranga PS	Nil	No	Nil	No	1	No
29	HD Patana PS	Nil	No	Nil	No	Nil	No
30	Kotasahi PS	Nil	No	Nil	No	Nil	No
31	Madhuban UPS	Nil	No	Nil	No	2	No
32	Arada UPS	Nil	No	Nil	No	Nil	No
33	JS NUPS	Nil	No	Nil	No	Nil	No
34	Bentakar UPS	Nil	No	Nil	No	2	No
35	Dhiakalapada PS	Nil	No	Nil	No	5	No
36	Jhinkiria UPS	Nil	No	Nil	No	Nil	No
37	Baulakuda PS	Nil	No	Nil	No	Nil	No
38	Kadampada PS	Nil	No	Nil	No	3	No
39	Parbati Vidyapitha	Nil	No	Nil	No	Nil	No
40	Baranga PS	Nil	No	Nil	No	1	No

*1) No. of schools inspected/supervised by State level officials since 1-7-10 = 01

2) No. of schools where inspected/supervised by District level officials since 1-7-10 = 05

3) No. of schools where inspected/supervised by Block level officials since 1-7-10 = 20

14. Impact:

Table 14.1: Schoolwise opinion of parents, teachers and students on impact of MDM

Sl. No.	School name	MDM has improved the enrollment and attendance of children	MDM has improved the general health of children	MDM has improved the nutritional status of children
1	Mahanadi Vihar UPS	Yes	Yes	Can't say
2	Nuapatna NUPS	Yes	Yes	Yes
3	Laxman Sahoo NUPS	Yes	Yes	Can't say
4	Kacheramal UPS	No	No	Can't say
5	Gopal Nagar UPS	Yes	Yes	Yes
6	Ahmedbox UPS	Yes	Yes	Yes
7	Sriram UPS	Yes	Yes	Can't say
8	Nehrupalli UPS	Yes	Yes	Can't say
9	Dadhibamanpur PS	Yes	Yes	Yes
10	Laxmi Narayanpur UPS	Yes	Yes	Yes
11	Utkal Gourab Madhusudhan Girls NUPS	Yes	No	No
12	Rodhapur UPS	Yes	Yes	No
13	Sidheswar NUPS	Yes	Yes	Can't say
14	Marthapur PS	Yes	Yes	Yes
15	Chandradevipur PS	Yes	Yes	Yes
16	Noda PS	Yes	No	Yes
17	Tilda Urdu UPS	Yes	Yes	Yes
18	Sankarpur Urdu UPS	Yes	No	Yes
19	Tulasipur Ashram School	Yes	Yes	Can't say
20	Kushapada Sevashram	Yes	Yes	Yes
21	Mundamuhan Sevashram	Yes	Yes	Can't say
22	Naranapur UPS	Yes	Yes	Yes
23	Trisulia PS	Yes	Yes	Yes
24	Tulasipur NUPS	Yes	Yes	Can't say
25	Bidanasi PS	No MDM	No MDM	No MDM
26	Odia Bazar PS	No MDM	No MDM	No MDM
27	Charchika Nodal UPS	No	No	No
28	Khamaranga PS	Yes	Yes	Yes
29	HD Patana PS	Yes	Yes	Yes
30	Kotasahi PS	Yes	Yes	Can't say
31	Madhuban UPS	Yes	Yes	Can't say
32	Arada UPS	Yes	Yes	No
33	JS NUPS	Yes	Yes	Yes
34	Bentakur UPS	Yes	No	No
35	Dhiakalapada PS	Yes	Yes	No
36	Jhinkiria UPS	Yes	Yes	Can't say
37	Baulakuda PS	Yes	Yes	Yes
38	Kadampada PS	No	Yes	Can't say
39	Parbati Vidyapitha	Yes	Yes	Can't say
40	Baranga PS	Yes	No	Yes

- *1) No. of schools where parents, teachers and students have opined that MDM has improved students' enrollment and attendance = 35
- 2) No. of schools where parents, teachers and students have opined that MDM has improved general health of children = 30
- 3) No. of schools where parents, teachers and students have opined that MDM has improved nutritional status of children = 18

OTHER OBSERVATIONS

In addition to the prescribed queries made during monitoring of MDM scheme on its different aspects, the MI has also made some other observations and these have been mentioned in this chapter for understanding of grassroots level realities.

1) Commendable Contribution of an NGO to MDM Scheme in Odisha

The Foundation:

Akshaya Patra Foundation, a national level NGO, came into being in the year 2000 to address two of the most immediate challenges of India, hunger and education, by providing unlimited, wholesome food to attract children to schools, retain them and then focus on children's holistic development. On 1st March 2006, the Foundation set its foot in Puri town to provide food to school children under the MDM scheme. In the Puri District, it has been providing MDM at 435 schools everyday (as per the report submitted by the Foundation to the MI).

Process of MDM Preparation & Delivery:

The MI has visited the Foundation's office and cooking place to see the process of storage, preparation and transportation of MDM. It has been found that Foundation utilizes a high-tech centralized model of storing and preparing MDM. It has taken a number of measures for proper storage of food grains, oil, condiments and vegetables. It has procured higher quality of oil and condiments. The vegetables and food grains are properly cleaned prior to cooking. The cooking process is automated with the use of stainless steel cauldrons, steam boilers, exhaust system, conveyor system, high-speed cutting machines etc.. The process has been mechanized to minimize human handling of food to ensure high standards of hygiene and cleanliness.

The prepared MDM food items are being packed into stainless steel containers separately for each school and then are being transported to the schools using a fleet of vehicles. Security personnel escort each vehicle to ensure safe delivery of MDM to schools. The vehicles drop off the MDM in the schools and on their return trip pick up empty containers.

Quantity and Quality of MDM:

The Foundation has taken care of providing better quality of MDM with supply of different food items everyday. It has prepared a weekly menu list as shown below:

Weekly Menu List for MDM						
Sl. no.	Monday	Tuesday	Wednesday	Thursday	Friday	Saturday
1	Rice	Rice	Rice	Rice	Rice	Rice
2	Paneer Matar	Chana Dalma	Harad Dalma	Paneer Matar	Veg. Curry	Aloo Matar
3	Special rice	Special rice	_____	Special rice	Special rice	Special rice
4	Murky / sweet	Khata	Kheer	Murky / sweet	Khata	

The MI has taken opinion of school children consuming these food items in the sample schools regarding the quality of food items and has noticed that all children have highly appreciated the quality and quantity of MDM. The teachers have also said that the food quality is of better quality. The MI has also consumed the MDM for a taste and has found it to be tasty. The MI has also observed that MDM is given of sufficient quantity to children who have no dissatisfaction over it. The food items remain hot till they are consumed by children.

Strategy Adopted for Need-based Supply of MDM:

Everyday when MDM is delivered at school point, the need of meals (in terms of the expected number of students to come) for the next day is taken from the Head Teacher / Teacher concerned with MDM. Accordingly the quantum of food items is supplied in containers, each of which has a capacity for 100 children as said by the Foundation authority. The next day after MDM consumption, the Head Teacher certifies, in a structured format, the total number of children consumed MDM on the day and the quantum of each food items received at school point.

Loopholes in the Strategy of Supply of MDM:

- The number of children attended school in actual differs from the number of children attended the school as certified by the Head Teacher / Teacher concerned with MDM in the Food Delivery Register of the Foundation. For example, on 3-2-11, the day when MI verified the Biragobindapur Nodal UP Shool, 182 students had attended the school but the attendance mentioned in the Food Delivery Register of the school was 220 (Annexure 1 at page -149).
- The quantity of food items supplied (as mentioned in the Food Delivery Register) does not tally with the food requirement of the schools as per the MDM guidelines and the number of children attended the school (Annexure 2 at page 150). In Pratap Ramchandrapur NUPS, of Puri District, for example, two and a half containers of dal had been given for 206 children on 2-2-11 and for 243 children on 4-2-11.
- The surplus amount of food items remaining after full consumption by the students are left out by the Foundation for use of Cook, Helper, Teacher etc. For example, on 2-2-11, the day when the MI visited the Pratap Ramchandrapur NUPS of Puri District, 206 had attended the school but 175 took MDM. The surplus food of 31 children was taken by the Cook.

Remedial Measures:

- The Foundation can telephonically collect the exact no. of children attended the school and opted for MDM within 01 hour of commencement of school everyday and accordingly supply the MDM to schools.

Point to think:

- Can NGOs be permitted to provide MDM as per the Guidelines of MDM of Odisha 2011?

2) Egg Distribution under MDM Scheme:

Under the MDM scheme in Odisha, eggs have been distributed to children of elementary schools. Each child is to get 01 boiled egg per day and twice a week for 03 weeks for consumption along with rice and dal. In respect of this, the MI has observed that eggs have been given at schools to children but in some schools, the rules have been violated as mentioned below:

1. Instead of 01 egg per day, each child has been given more than 01 egg in 01 day. For example, at Bentakar UPME school of Cuttack Sadar Block of Cuttack District, on 18-8-10, 169 upper primary children had attended the school but 338 eggs have been distributed @ 02 eggs per child (See Annexure 3 at page 151). On 26-11-10, in this school, 43 primary children had come to school and 86 eggs have been given to them @ 02 per child. In Sankarpur Urban PUPS of Cuttack District, the Head Teacher has acknowledged that all eggs for 01 month have been supplied in 01 day and distributed, unboiled in 01 day to avoid loss due to boiling (See Annexure 4 at page 152). The same thing has also been noticed by the MI at Tulasipur Ashram School, Cuttack District (See Annexure 5 at page 153).
2. All eggs required for 01 month by a school are supplied in 01 day. In Khamaranga PS of Banki Block of Cuttack District, for example, for 60 enrolled children, 360 eggs have been supplied at one time in the months of November, October and September, 2010 (See Annexure 6 at page 154). This creates problem for the school to store and distribute in different days in the absence of appropriate storage facility.
3. The MI has found that in case of Parbati UPS of Cuttack Sadar Block of Cuttack District, the MDM is provided by Bapuji SHG. In the month of November, 2010, the SHG had received 720 eggs (@ 06 eggs each for 120 students) from the egg supplier (M/S Laxmi Poultry Pvt. Ltd.), Berhampur for this school (See Annexure 7 at page 155). The MDM register, maintained by the Head Teacher and Secretary of the SHG (Ms. Manjulata swain) for this school, for the month of November 2010 reveals that 719 eggs had been distributed in 08 days in the month @ 01 egg per day per child attended the school (See Annexure 8 at page 156). The manner the eggs had been distributed indicates that –
 - (a) Those students who had attended the school for all the 08 days of egg distribution must have received 08 eggs for the month instead of their monthly quota of 06 eggs.

(b) Consequently, those students who might have come for 02/03 of the 08 egg distribution days must have received 02/03 eggs in the month. Similarly, those students who might not have attended school during all the 08 days of egg distribution must not have got any egg at all for the month of November 2010, although they might have come to the school on the other days of the month. This neither promotes the policy of equitable distribution of eggs among all children nor contributes to motivate the absentee students to regularly attend the school.

(c) All the eggs had been given during 3-11-10 to 16-11-10. As a result, each child had consumed 08 eggs within a span of 14 days. Further, each child had consumed 01 egg per day continuously for 05 days from 8-11-10 to 12-11-10. During the period from 17-11-10 to 30-11-10, no child had received any egg. This strategy is harmful from nutritional point of view and likely to cause different kinds of illness and consequently can cause for student's absence from school due to illness. The MDM policy would never appreciate this strategy.

(d) The same mistake had also been done in December 2010 and January 2011 (See Annexure 9 and 10 at pages 157 and 158).

4. The MI has also noticed in the Parbati UPS of Cuttack Sadar Block of Cuttack District that -----

(a) For the month of December 2010, the Bapuji SHG, and that provides MDM to the school, had received 720 eggs on 10-12-2010 (See Annexure 11 at page 159) but egg distribution for the month had been done during 1-12-10 to 14-12-10 (See Annexure 8). Before 10-12-10, 452 eggs had been distributed and during 10-12-10 to 14-12-10, 268 eggs had been distributed. Where from the 452 eggs came when all eggs for the month of November 2010 had already been distributed by 16-11-10? Moreover, what happened to the remaining eggs of 720 received for December 2010 after distribution of 268 eggs?

(b) For the month of January 2011, the Bapuji SHG had received 720 eggs on 4-2-11 (See Annexure 12 at page 160) but had distributed 720 eggs during 3-1-11 to 12-1-2011. Where from these eggs came? And what happened to the eggs received on 4-2-11? It is to mention here that the SHG had received 720 eggs for the month of February 2011 (See Annexure 13 at page 161) and had distributed them during 23-2-11 to 28-2-11 (See Annexure 14 at page 162).

3) Discipline and Hygiene Maintenance during MDM consumption:


The MI has noticed that in many schools, a School Cabinet has been formed involving the students. The Health Minister, Food Minister and the Prime Minister in some schools oversee that all children wash their hands and utensils in soap and water before taking MDM; maintain a queue to receive MDM; and eat food together without any kind of discrimination in seating arrangement. However, in some schools, the children were found to eat MDM sitting on soil which was unhygienic (eg. Barakul PS of Khordha Distrit).

ANNEXURE - 2

AKSHAYA PAITRA FOUNDATION, PUKI MID-DAY MEAL PROGRAM									
FOOD DELIVERY REGISTER					MONTH/YEAR				
SCHOOL NAME	DATE	RICE	DALMA	CURDS	SPECIAL	DELIVER/COLLECT TIME	SIGNATURE	TODAYS ATTENDANCE	EXCESS QUANTITY RICE/DALIMA/ CURDS
SCHOOL NAME: Prathap Ramachandras P.V.O ADDRESS: A-1, PRCPUY P.O.: Bisanjanamangal P.S.: Chandanpet DIST: Puttur	1-2-11	2k	2k	-	2	10.05	[Signature]	226	
	2-2-11	2k	2k	-	1	9.50	[Signature]	206	
	3-2-11	2k	2k	-	1	9.50	[Signature]	223	
	4-2-11	2 1/2	2 1/2	-	2	9.57	[Signature]	213	
	5-2-11	2k	2k	-		7.40	[Signature]	215	
Annexure-2									

TOTAL STRENGTH: 303
 SCHOOL PHONE/PP NO :
 IF ANY NEW ADMISSION, HOW MANY :
 SCHOOL TIMING: 10 am to 4 pm.
 LUNCH TIME: 6.30 am to 11.30 am.
 12.50 pm to 1.20 pm.
 9.30 am to 10

H.M. NAME: Benimath Sairi
 H.M. PHONE :
 TEACHERS NAME :
 1) Belash Kumari Devi
 PHONE NO. 9738773025
 2) Manjushree Debi
 PHONE NO.

SCHOOL SEAL :

 HEAD MASTER / INCHARGE (SIGNATURE AND SEAL)
 Prathap Ramachandras
 P.V.O.

ANNEXURE – 3



ଆହୁରି ଭୋଗନ କାର୍ଯ୍ୟକ୍ରମରେ ପ୍ରତ୍ୟକ୍ଷ ଆଦ୍ୟ ଗର୍ଭ ଓ କମା ତଥା ଉପସ୍ଥିତ ଏବଂ ଆଦ୍ୟ ଗ୍ରହଣ କରୁଥିବା ଛାତ୍ରଛାତ୍ରୀଙ୍କ ଦ୍ୱିତୀୟ ଓ ମାସିକ ବିବରଣୀ

ସ୍କୁଲ ନାମ : ଚନ୍ଦ୍ରଶିଖର ଉଚ୍ଚ ମାଧ୍ୟମିକ ବିଦ୍ୟାଳୟ, କଟକ, ଉତ୍ତର ଓଡ଼ିଶା
 ଶାସନ ସମାପନ ତାରିଖ : ୨୦୧୯
 ଶାସନ ନାମ : ଅନାମିତା VI+VII
 ଶାସନ ସମାପନ ତାରିଖ : ୨୦୧୯

କ୍ର. ସଂ.	ପାଠକ୍ରମ	ପାଠକ୍ରମ ନାମ	ପଠକ୍ରମ ଓ ମାଧ୍ୟମିକ ପ୍ରକାର ବିବରଣୀ				ଆଦ୍ୟ ଓ ତନିତରଣ ଶ୍ରଦ୍ଧା ବିବରଣୀ				ଆଦ୍ୟ ଓ ତନିତରଣ ଶ୍ରଦ୍ଧା ବିବରଣୀ						
			ଆଦ୍ୟ	ତନିତ	ଶ୍ରଦ୍ଧା	ବିବରଣୀ	ଆଦ୍ୟ	ତନିତ	ଶ୍ରଦ୍ଧା	ବିବରଣୀ	ଆଦ୍ୟ	ତନିତ	ଶ୍ରଦ୍ଧା	ବିବରଣୀ			
୧	୧	୧	୧	୧	୧	୧	୧	୧	୧	୧	୧	୧	୧	୧	୧	୧	୧

Handwritten notes in Odia script, possibly indicating dates or specific student details.

ମୋଟ : ୫୪ ୦୦ ୭୫ ୭୭୦ ୧୨୩ ୧୧୫ ୨୦୮ ୧୧୫ ୧୧୫ ୧୧୫ ୧୧୫ ୧୧୫ ୧୧୫ ୧୧୫ ୧୧୫ ୧୧୫ ୧୧୫ ୧୧୫ ୧୧୫

ନାମ ନିଧରେ ମୋଟ କାର୍ଯ୍ୟକ୍ରମ ବିବରଣୀ : ୨୫
 ନାମ ନିଧରେ ମୋଟ ଶ୍ରଦ୍ଧା ବିବରଣୀ : ୧୫
 ଦୈନିକ ଶ୍ରଦ୍ଧା ବିବରଣୀ : ୧୫

ଶ୍ରୀମତୀ
 Headmaster
 Chandra Shekhar High School
 Cuttack, Odisha

ANNEXURE - 4



Annexure-4

To,

The Nodal Officer,
Central Monitoring Team,
New Delhi.

Sub: Reg. Supply of Eggs in MDM
Scheme.

Respected Sir,

With due respect, I am to inform you that, the eggs supplied in MDM Scheme in every month and distribute the same to the school children's in a month one time. To avoid the losses the same should not distribute loaded as per Govt. rule.

yours faithfully,
Hemanta Kumar Mohanty
DT. 11.03.11

Headmaster
Sankarpur Urdu Project U.P. School

S.K. Anwar Ali'

MD. Sulaiman
11/3/11

ANNEXURE - 5

Annexure 5

WAY BILL			No. 2501
SUPPLY OF EGGS UNDER MDM PROG. AMME			
Form : 1/5 Laxmi Poultry Pvt. Ltd. Chennai.	Name of School <u>Tulsi Ashram</u>		
or the Month of <u>Feb-11</u>	Roll Strength <u>312</u>		
Discarded No. of Eggs	Received No. of Eggs	Remarks	
1872	312 x 6 = 1872	See	
Signature of Egg Supplier		Signature of Headmaster with Seal	

ଆମ ସ୍ଥାନୀୟତା କାର୍ଯ୍ୟକ୍ରମ ଅନୁଯାୟୀ ଶିକ୍ଷକଙ୍କୁ ଉପଯୋଗୀ
 ହେବା ପାଇଁ ଅଣ୍ଡା ପ୍ରଦାନ କରାଯାଇଛି । ଉପରୋକ୍ତ ଅଣ୍ଡା ଗ୍ରହଣ କରିବା ପାଇଁ
 ଆମ ଡାକ୍ତରୀରୁ ସଫିଦ୍ କରାଯାଇଛି । (ପ୍ରତିକ୍ଷାକାରୀ
 ଟିକି କରନ୍ତୁ)

ANNEXURE - 6

Annexure-6

WAY BILL

No. 1123

SUPPLY OF EGGS UNDER MDM PROGRAMME

From: M/S Laxmi Poultries Pvt. Ltd. Berhampur. Name of School Khamaranga pny

For the Month of Sep-10 Roll Strength 60

De. patched No. of Eggs	Received No. of Eggs	Remarks
60x6	360	Good

Signature of Egg Supplier: Ashok Signature of Headmaster with Seal: [Signature]

WAY BILL

No. 1124

SUPPLY OF EGGS UNDER MDM PROGRAMME

From: M/S Laxmi Poultries Pvt. Ltd. Berhampur. Name of School Khamaranga pny

For the Month of Oct-10 Roll Strength 60

De. patched No. of Eggs	Received No. of Eggs	Remarks
60x6	360	Good

Signature of Egg Supplier: Ashok Signature of Headmaster with Seal: [Signature]

WAY BILL

No. 1201

SUPPLY OF EGGS UNDER MDM PROGRAMME

From: M/s Laxmi Poultries Pvt. Ltd. Berhampur. Name of School Khamaranga pny

For the month of Nov-10 Roll Strength 60

De. patched No. of Eggs	Received No. of Eggs	Remarks
60x6	360	Good

Signature of Egg Supplier: Ashok Signature of Headmaster with Seal: Saibalala Mishra

ANNEXURE - 7

Annexure-7

p-9-10

WAY BILL		
No. 3410		
SUPPLY OF EGGS UNDER MDM PROGRAMME		
From: M/S Laxmi Poultries Pvt. Ltd. Berhampur.		Name of School <u>Paradi V.P.</u>
For the Month of <u>11-10</u>	Roll Strength <u>120</u>	
De. patched No. of Eggs	Received No. of Eggs	Remarks
<u>720</u>	<u>120 x 6 = 720</u>	<u>520</u>
<u>A</u> Signature of Egg Supplier	<u>D. Bapuji Girey</u> Signature of Headmaster with Seal	

ANNEXURE - 11

Annexure - 11

9-9-10

WAY BILL

No. **1221**

SUPPLY OF EGGS UNDER MDM PROGRAMME

From: M/S Laxmi Poultries Pvt. Ltd. Name of School Parbati V/s
Berhampur. School

For the Month of 12-10 Roll Strength 120

De. patched No. of Eggs	Received No. of Eggs	Remarks
720	120x6 = 720	<u>SD</u>

Signature of Egg Supplier [Signature] Manju Lata Swain
Signature of Headmaster with Seal

ANNEXURE - 12

Annexure-12

4-9-10

WAY BILL		
From : M/S Laxmi Poultries Pvt. Ltd. Berhampur.		No. 4556
Name of School <u>Parbatipur</u>		
For the Month of <u>1-4</u>	Roll Strength <u>120</u>	
De. patched No. of Eggs	Received No. of Eggs	Remarks
<u>720</u>	<u>12006</u> <u>= 720</u>	<u>Received</u>
Signature of Egg Supplier		Signature of Headmaster with Seal 4-2-11

ANNEXURE - 13

Annexure-13

No. 1058

SUPPLY OF EGGS UNDER MDM PROGRAMME

From: M/S Laxmi Poultry Pvt. Ltd. Name of School Bharatiya
Berhampur, School
For the Month of 02-11 Roll Strength 120

De. patched No. of Eggs	Received No. of Eggs	Remarks
<u>720</u>	<u>120 X 6</u> <u>= 720</u>	<u>SD</u> <u>Bharadeeswar</u>

Signature of Egg Supplier _____ Signature of Headmaster with Seal _____

ANNEXURE - 14

Annexure - 14

ମୟାପୁର ଗୋଷ୍ଠୀର ରାଜ୍ୟସ୍ତରୀୟ ପ୍ରତିଯୋଗିତାରେ ଭାଗ୍ୟ ଶୁଣ୍ଠି ଓ କମଳା ଦେବୀଙ୍କୁ ଏବଂ ଗାୟନ ଶ୍ରବଣ କରୁଥିବା ଉପାହାର ଓ ମାରିତ ବ୍ୟବସ୍ଥା
 ଦାଖଲ କରାଯାଇଥିବା ବିବରଣୀ
 ଚଳିଥିବା ତାରିଖ : 17/11/11
 ପଠକ : Cutback S.H.G
 ମାସ : February 2011
 ପଠକ : Cutback S.H.G
 ଚଳିଥିବା ତାରିଖ : February 2011
 ପଠକ : Cutback S.H.G

କ୍ର.ନଂ	ପ୍ରାଥମିକ ଶିକ୍ଷା	ଦ୍ୱିତୀୟ ଶିକ୍ଷା	ତୃତୀୟ ଶିକ୍ଷା	ଚତୁର୍ଥ ଶିକ୍ଷା	ପଞ୍ଚମ ଶିକ୍ଷା	ଷଷ୍ଠ ଶିକ୍ଷା	ସପ୍ତମ ଶିକ୍ଷା	ଅଷ୍ଟମ ଶିକ୍ଷା	ନବମ ଶିକ୍ଷା	ଦଶମ ଶିକ୍ଷା	ଉଚ୍ଚ ମାଧ୍ୟମିକ	ମୋଟ	ପଠକ
1	କଟକ	15	10	33	28	52	38	10	3	26		150	କଟକ
2	କଟକ	15	10	44	33	55	44	14	1	28		172	କଟକ
3	କଟକ	15	10	35	38	44	14	4	1	20		129	କଟକ
4	କଟକ	15	10	37	35	51	14	1	1	20		129	କଟକ
5	କଟକ	15	10	38	36	53	46			20		152	କଟକ
6	କଟକ	15	10	35	36	50	46			20		147	କଟକ
7	କଟକ	15	10	39	35	54	45			20		153	କଟକ
8	କଟକ	15	10	40	38	56	49			20		163	କଟକ
9	କଟକ	15	10	37	37	57	48			20		159	କଟକ
10	କଟକ	15	10	39	34	53	39			20		155	କଟକ
11	କଟକ	14	11	48	38	54	48			20		163	କଟକ
12	କଟକ	15	10	40	38	56	49			20		163	କଟକ
13	କଟକ	14	10	48	38	62	46			20		174	କଟକ
14	କଟକ	15	10	48	37	63	47			20		174	କଟକ
15	କଟକ	16	11	44	37	64	48			20		169	କଟକ
16	କଟକ	15	11	47	33	69	44			20		173	କଟକ
17	କଟକ	15	10	48	37	63	47			20		173	କଟକ
18	କଟକ	15	10	48	38	63	47			20		174	କଟକ
19	କଟକ	15	10	48	38	63	47			20		174	କଟକ
20	କଟକ	15	10	48	38	63	47			20		174	କଟକ
21	କଟକ	15	10	48	38	63	47			20		174	କଟକ
22	କଟକ	15	10	48	38	63	47			20		174	କଟକ
23	କଟକ	15	10	48	38	63	47			20		174	କଟକ
24	କଟକ	15	10	48	38	63	47			20		174	କଟକ
25	କଟକ	15	10	48	38	63	47			20		174	କଟକ
26	କଟକ	15	10	48	38	63	47			20		174	କଟକ
27	କଟକ	15	10	48	38	63	47			20		174	କଟକ
28	କଟକ	15	10	48	38	63	47			20		174	କଟକ
29	କଟକ	15	10	48	38	63	47			20		174	କଟକ
30	କଟକ	15	10	48	38	63	47			20		174	କଟକ
31	କଟକ	15	10	48	38	63	47			20		174	କଟକ
32	କଟକ	15	10	48	38	63	47			20		174	କଟକ
33	କଟକ	15	10	48	38	63	47			20		174	କଟକ
34	କଟକ	15	10	48	38	63	47			20		174	କଟକ
35	କଟକ	15	10	48	38	63	47			20		174	କଟକ
36	କଟକ	15	10	48	38	63	47			20		174	କଟକ
37	କଟକ	15	10	48	38	63	47			20		174	କଟକ
38	କଟକ	15	10	48	38	63	47			20		174	କଟକ
39	କଟକ	15	10	48	38	63	47			20		174	କଟକ
40	କଟକ	15	10	48	38	63	47			20		174	କଟକ
41	କଟକ	15	10	48	38	63	47			20		174	କଟକ
42	କଟକ	15	10	48	38	63	47			20		174	କଟକ
43	କଟକ	15	10	48	38	63	47			20		174	କଟକ
44	କଟକ	15	10	48	38	63	47			20		174	କଟକ
45	କଟକ	15	10	48	38	63	47			20		174	କଟକ
46	କଟକ	15	10	48	38	63	47			20		174	କଟକ
47	କଟକ	15	10	48	38	63	47			20		174	କଟକ
48	କଟକ	15	10	48	38	63	47			20		174	କଟକ
49	କଟକ	15	10	48	38	63	47			20		174	କଟକ
50	କଟକ	15	10	48	38	63	47			20		174	କଟକ

ମୋଟ ସଂଖ୍ୟା : 18
 ମୋଟ ପାଠକ : 492
 ମୋଟ ପାଠକ : 16
 ମୋଟ ପାଠକ : 492

Issues and Comments

This chapter is divided into two sections. Section I includes the issues raised in the State level sharing meeting by the Monitoring Institute after monitoring the MDM activities in the sample schools of the selected 05 Districts. Section II covers the comments given by the Director (MDM), W & CD Department, Govt. of Orissa on the issues.

SECTION – I

1. Issue of non-serving of hot cooked MDM:

a) Due to non-provision of MDM →

b) Due to Bread/biscuit provision →

District	Hot cooked meal given	Meal not given at all	Other food given
Puri	40 Schools	-	-
Khordha	40 Schools	-	-
Jagat-singhpur	38 Schools	02 Schools (Beer Factory PS, G.B. Sanskrit Toll)	-
Nayagarh	40 Schools	-	-
Cuttack	37 Schools	02 Schools (Bidanasi PS, Odia Bazar PS)	01 School (Bread, Biscuit) Tulasipur NUPS

2. Issue of interruption in regular MDM provision:

District	No. of schools not given MDM during 1-7-10 to 31-12-10	No. of days MDM not given	Reason
Puri	05	01 to 09 days	Lack of food-grains (02 schools 2/4 days)/ rain fall / absence of Cook etc.
Khordha	10	01 to 36 days	Lack of food-grains (07 schools 1/2/3/6/36 days)/ rain fall / lack of fuel / Cook absence
Jagat-singhpur	08	01 to 11 days	Lack of food-grains (01 school 10 days)/ absence of Cook / low attendance
Nayagarh	17	01 to 22 days	Lack of food-grains (11 schools 1/2/7/9/17/23 days)/ Exam. / illness of Cook
Cuttack	22	01 to 24 days	Lack of food-grains (4/7/21/24 days) / morning school on Saturday / illness of Cook

3. Issue of non-consumption of MDM and wastage of food:

District	% of children attended school on MI's visit day	% of children actually availed MDM on MI's visit day
Puri	71.4	59.9
Khordha	75.5	64.3
Jagatsinghpur	73.0	63.3
Nayagarh	74.2	61.3
Cuttack	70.9	54.0

School wise status on trends of MDM consumption in Khordha District

School name	No. of children enrolled	No. of children opted for MDM	No. of children attended school on visit day of MI	No. of children availed MDM as per MDM Register	No. of children actually availed MDM on visit day of MI
VSS Nagar UGUP School	313	313	170	170	134
Pratap Sasan UPS	105	105	84	84	76
Kaipadar Nodal UPS	343	343	285	285	270

4. Issue of not delivering food grains at school:

District	No. of schools received food-grains regularly during 2010-11	No. of schools having 01 month's extra food-grains	No. of schools receiving food- grains at school
Puri	38	34	20
Khordha	36	26	25
Jagat-singhpur	31	23	18
Nayagarh	31	23	16
Cuttack	22	25	25

5. Issue of less supply of food-grains:

District	No. of schools getting less supply of food-grains	Amount of rice less received per 50 kg. bag	Amount of dal less received per 50 kg. bag	No. of schools getting good quality of food-grains
Puri	14	3 to 8 kg.	2 to 8 kg.	38
Khordha	32	2 to 10 kg.	1 to 8 kg.	36
Jagat-singhpur	35	2 to 12 kg.	1 to 8 kg.	38
Nayagarh	31	1 to 10 kg.	1 to 7 kg.	35
Cuttack	34	1 to 8 kg.	1 to 8 kg.	37

6. Issue of non-provision of cooking cost regularly in advance:

District	No. of schools receiving cooking cost in advance regularly	Extent of delay in getting cooking cost
Puri	Nil	1 to 24 months
Khordha	Nil	1 to 24 months
Jagat-singhpur	Nil	1 to 24 months
Nayagarh	Nil	1 to 18 months
Cuttack	Nil	1 to 10 months

7. Social equity is maintained:

- No Discrimination in cooking and serving MDM
- No discrimination in seat arrangement for MDM consumption.

8. Issue of not ensuring provision of variety and good quality of MDM:

AND

9. Issue of lack of transparency at school:

- Weekly MDM menu is not displayed in schools (except 03 in Nayagarh District).
- MDM Register not kept at some schools.
- Same food items (bhata & dalma) are served in schools (except 02 in Nayagarh District and 16 in Puri District).
- Children are happy over both quantity and quality of rice and dal in schools (except a few schools in Nayagarh District).
- Children's unhappiness due to bad smell of rice/dal or worm in rice or less amount served.

10. Issue of non-provision of supplementary nutrients and healthcare facilities:

- Health card for children not maintained in schools. (except 13 in Cuttack, 22 in Jagatsinghpur, 08 in Khordha)
- Health checkup camp (mostly once) organized in a few schools since 1-7-10. (except 04 in Puri, 14 in Khordha, 07 in Jagatsinghpur, 04 in Nayagarh and 12 in Cuttack)
- No periodic provision of Vit. A, iron and deworming tablets in school (except 01 in Cuttack, 01 in Nayagarh, 02 in Khordha and 02 in Puri).

11. Issue of low and delayed payment of salary to Cooks and Helpers

- Cook and Helper are paid Rs.600/- and Rs.400/- per month respectively but not regularly (except those paid by A.P. Foundation).
- Delay in payment ranges from 01 to 18 months.

12. Issue of non-use of constructed pucca kitchen-cum-store:

District	No. of schools where pucca Kitchen-cum-store has been constructed	No. of schools where the constructed kitchen is used for cooking & storing	No. of schools where the constructed kitchen is not used for cooking / storing / both
Puri	19	00	19
Khordha	17	03	14
Jagat-singhpur	12	02	10
Nayagarh	14	01	13
Cuttack	23	03	20
Total	85	09	76

Main reasons for not using the constructed kitchen-cum-store are:

- Fear of theft
- Space shortage
- Excess smoke
- Cooking at old kitchen
- NGO using own kitchen and store
- Storing at old store / SHG house
- **Open space / school verandah as alternate place of cooking** (13 schools in Cuttack, 09 in Nayagarh, 07 in Jagatsinghpur, 11 in Khordha and 04 in Puri)
- **Classroom / HM's room as alternate place of storing** (17 schools in Puri, 22 in Khordha, 15 in Jagatsinghpur, 12 in Nayagarh and 20 in Cuttack)
- **Adequate utensils and water for cooking are available in schools but containers for storing food-grains not available.**

13. Safety and hygiene

- School campus is clean.
- Children wash hands and utensils using soap and water before eating.
- Children partake meals in an orderly manner.
- Cooking process and storage of fuel is safe from fire hazard.

14. Issue of lack of regular community monitoring and auditing:

- VEC / parents/ PRI supervise MDM occasionally.
- Community appreciates the quantity of MDM to children.

15. Issue of lack of regular inspection, reporting and follow up:

- Block level MDM officers' inspection visit to schools is rare; mostly 01 to 03 times covering a few schools since 1-7-10.

(20 in Cuttack, 07 in Nayagarh, 16 in Jagatsinghpur, 11 in Khordha and 09 in Puri)

16. Issue of irregularity in egg distribution:

- Due to receipt and distribution of all eggs for a month in 01 day.
- Due to distribution of raw / non-boiled eggs.
- Due to distribution of less than 06 / no eggs to some children.
- Due to non-matching of number of eggs received and distributed

SECTION – II

Comments given by the State Govt. (W & CD Department).

The MI had discussed the above issues in the state level sharing meeting with the Director (MDM) of the W & CD Deptt. of the State Government on 7-5-11. The MI had sent a reminding letter later on addressing to the Director (MDM) by e-mail requesting to send her comments of our draft report. But till 7-6-11 no comment has been received by our Centre. Hence the MI has prepared this final report without waiting further.